

# VL2600 SE PROFILE

Date: \_\_\_\_\_

Type: \_\_\_\_\_

Firm Name: \_\_\_\_\_

Project: \_\_\_\_\_

The VL2600 SE Profile is the newest version of Vari-Lite's iconic workhorse profile fixture with an upgraded 570W light engine for even more output, exemplifying why the VL2600 SE Series is the smart choice product with a sustainable future. This powerful, versatile profile luminaire is among the brightest in its class, offering excellent light quality, a broad color palette, and a wide range of features. It's no wonder the fixture is highly specified around the world for tours, theatrical productions, theatrical and house of worship installations, and more.



- High-output, mid-sized profile luminaire – versatile workhorse fixture
- Excellent quality of light and flat, even beam – get the perfect look every time
- Full wipe framing shutter – smoother framing
- CMY color mixing and variable CTO – broad color range and adjustable color temperature

- Wide zoom– go from 7° to 48° for wide beams or pin light looks
- Wide feature set – fixed and rotating/indexing gobo wheels, fixed color wheel, dual prism, and variable control frost

For detailed product information, please refer to the Product Guide at <https://www.vari-lite.com/global/products/vl2600-profile>



VARI\*LITE

# Specifications

Due to continuous improvements and innovations, specifications may change without notice.

## Source

ESE LED System	Monochromatic Light Engine
Source Max Power Consumption	570 W
Source Lumens	44500
Source CCT	8000 K
LED Refresh Rate	500Hz to 25KHz
Dimming	Electronic 16-bit
Dimmer Curves	Square Law (Default), Linear, S -Curve
Dimmer Control Option	Dimmer Snap On/Off On Increases speed of mechanical shutter override of glass dimmer
Strobe Speed	0 - 30Hz
Strobe Modes	Continuous, Random, Random Sync

## Optical Performance

Lens Size	180 mm (7.0 in)
Zoom Range	7 - 48°
Zoom Control	Motorized 16-Bit
Focus	Motorized 16-Bit Control
Output Lumens	Standard - 23,750
Output CCT	7200 K
CRI RA	74
Tm30	Rf 69 / Rg 95

## Color System

Subtractive Color Mixing	CMY Glass Flags
Color Mixing Control	CMY 8-bit
Color Mixing Control Option	Color Snap On/Off On reduces auto smoothing color to create faster color changes
Variable CTO	7200 to 3200 K
Fixed Color Wheel	7 Colors + Open
Color Wheel Effects	Split Colors, Color Wheel Spin, and Shake

## Imaging

Framing Shutters	4 Blade - Full Wipe +/-90° rotation
Effects Prism	3 Facet Round
Prism Features	Index/Rotation, MegaStep
Beam Softening	Variable control - Light Frost
Iris	16 leaf iris open to 80% closing

## Electrical

Max output Power Consumption	820 W
Power Connection	Neutrik TrueOne - In / Thru Power cable not included - input connector only
Input Voltage	100-240 VAC, 50 / 60 Hz

## Data

Supported Protocols	DMX (RDM), ArtNet
DMX Modes	
16-Bit Enhanced	47 Channels
16-Bit	42 Channels
Data Connections	5 - PIN XLR Input & Thru, RJ45 Input
Manual Mode	On Board local Control

## Noise Level / Fan Control (Base Level 30 dB)

Standard Mode	48.5 dB
Studio Mode	43 dB
Silent Mode (UI Activation Only)	31 dB
Fan Mode	Continuous (On) / Auto Ramping
Fan Level Preset	Standard / Studio / Silent* (*UI Only)
Cooling System Type	Hybrid sealed liquid and forced air system

## Movement

Pan Angle	540°
Pan Speed	3.4 s
Tilt Angle	270°
Tilt Speed	2.5 s

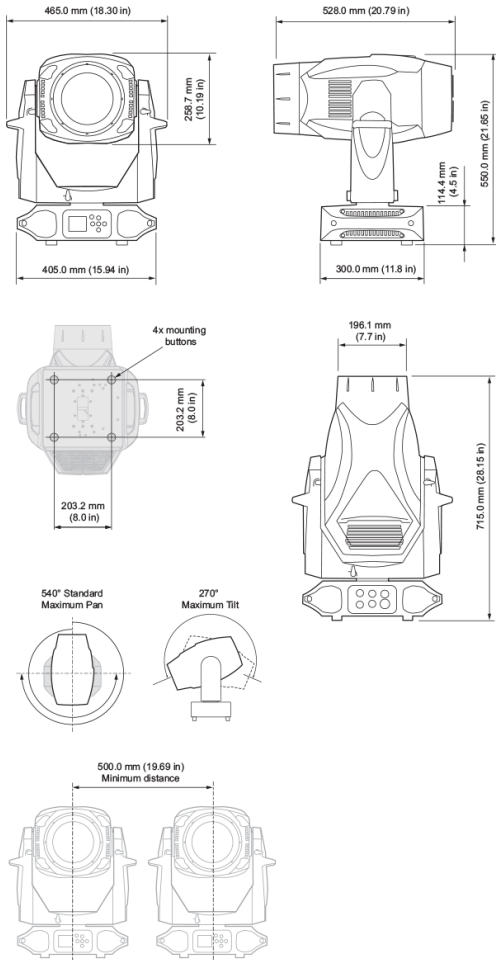
## Mounting

Hanging Type	2 x V/L Hook Rails
Hanging Centers	600.0 mm (24.0 in)
Fixture mounting/Hanging orientation	Hanging - Floor - Side *See user manual for side hang guidance and restrictions
Secondary Safety Wire Point	1 x Safety point located on underside of upper enclosure Safety Wire not included

## Photometrics and IES Files

For IES files and photometric reports, please refer to the product page:  
<https://www.vari-lite.com/global/products/vl2600-profile>

# Dimensions




## Physical

Construction	Superstructure made of Aluminum, and steel metal plates, Covers self-extinguishing fire retardant ABS PC (V0 class)
IP Rating	IP20
Standard	Black, White
Finish	
Dimensions	300 x 464 x 705 mm (12.0 x 18.0 x 29.0 in)
Fixture Weight	32.0 kg (70.0 lb)

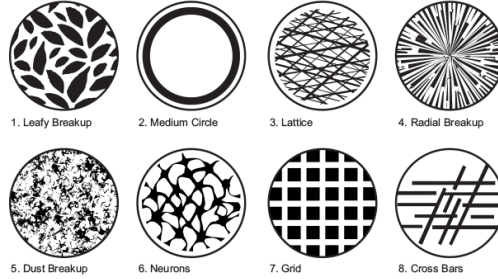
## Certification and Safety

Approbations	CE, ETL, UL, FCC CSA, RoHS, ISO 9001
--------------	--------------------------------------

## Gobo Wheel 1



## Gobo Wheel 2



## Gobo and Effect Wheels

Gobo Wheel 1	Rotating/Indexable
	7 + Open
	Interchangeable
Gobo Diameter / Thickness	27 mm x 1.1 mm
Image Size	17 mm
Gobo Wheel 2	Fixed
	8 + Open
	Interchangeable
Gobo Diameter / Thickness	27 mm x 1.1 mm
Image Size	17 mm
Gobo Wheel Features	MegaStep, Twist, Shake, Wheel Spin

# Luminaire and Accessories

Product type	Order Code
VL2600 SE, Profile Black	74802-001
VL2600 SE, Profile White	74802-101
<b>Accessories</b>	
VL2600 Spot/Profile Universal Frost holder	84-105-1870-00
VL2600 Spot/Profile, Universal Frost holder, (Replaced existing arm and glass so can be replaced by Gel)*Gel not included,	
VL2600 Gobo carrier	60-800-1758-00
VL2600 / VL1600 , Gobo carrier - no magnet ,c/w gobo retaining spring	
VL2600 Gobo carrier	60-800-1784-00
VL2600 / VL1600 , Gobo carrier - with magnet ,c/w gobo retaining spring	
GT Truss Rail	22.9708.0835
VL GT Truss hook rail per rail (Fits VL4000,VL6000,VL2600, VLZ, and VL10)	



© 2024 Signify Holding. All rights reserved. All trademarks are owned by Signify Holding or their respective owners. The information provided herein is subject to change, without notice. Signify does not give any representation or warranty as to the accuracy or completeness of the information included herein and shall not be liable for any action in reliance thereon. The information presented in this document is not intended as any commercial offer and does not form part of any quotation or contract, unless otherwise agreed by Signify. Data subject to change.

05/17/2024

Vari-Lite  
<https://www.vari-lite.com/global/products/V2600-profile>