

VL2600 PROFILE

Date: _____

Type: _____

Firm Name: _____

Project: _____

The VL2600 PROFILE offers a broader choice of saturated colors while maintaining the familiar Vari-Lite color palette from the CMY color system with variable CTO adjustment. Effects features include Iris, two gobo wheels, one fixed color wheel, prism and variable frost. Compact, lightweight, fast and accurate, the VL2600 PROFILE is engineered to be easy to use, prep and maintain.



- Lower power consumption – approx. 820 W (550 W LED engine) mixing – CMY and variable CTO.
- Beam shaping – Four blade framing system.
- Beam reduction – Iris.
- Compact design – 464 x 300 x 715mm. Weight 32kg.
- High output - 19,000 lumens.
- High color temperature - 7200 K.

- Good color rendering: – CRI 81 – TM30 Rf/80 Rg/94.
- Flat, even beam.
- High contrast ratio.
- Wide zoom range – 7° to 48°
- Color mixing CMY and variable CTO.

For detailed product information, please refer to the Product Guide at <https://www.vari-lite.com/global/products/vl2600-profile>



VARI*LITE

Specifications

Due to continuous improvements and innovations, specifications may change without notice.

Source

ESE LED System	Monochromatic Light Engine
Source Max Power Consumption	550 W
Source Lumens	36000
Source CCT	8000 K
LED Refresh Rate	500Hz to 25KHz
Dimming	Electronic 16-bit
Dimmer Curves	Square Law (Default), Linear, S -Curve
Dimmer Control Option	Dimmer Snap On/Off On Increases speed of mechanical shutter override of glass dimmer
Strobe Speed	0 - 30Hz
Strobe Modes	Continuous, Random, Random Sync

Optical Performance

Lens Size	180 mm (7.0 in)
Zoom Range	7 - 48°
Zoom Control	Motorized 16-Bit
Focus	Motorized 16-Bit Control
Output Lumens	Standard - 19,000
Output CCT	7200 K
CRI RA	84
Tm30	Rf 80 / Rg 94

Color System

Subtractive Color Mixing	CMY Glass Flags
Color Mixing Control	CMY 8-bit
Color Mixing Control Option	Color Snap On/Off On reduces auto smoothing color to create faster color changes
Variable CTO	7200 to 3200 K
Fixed Color Wheel	7 Colors + Open
Color Wheel Effects	Split Colors, Color Wheel Spin, and Shake

Imaging

Framing Shutters	4 Blade - Full Wipe +/-90° rotation
Effects Prism	3 Facet Round
Prism Features	Index/Rotation, MegaStep
Beam Softening	Variable control - Light Frost
Iris	16 leaf iris open to 80% closing

Electrical

Max output Power Consumption	820 W
Power Connection	Neutrik TrueOne - In / Thru Power cable not included - input connector only
Input Voltage	100-240 VAC, 50 / 60 Hz

Data

Supported Protocols	DMX (RDM), ArtNet
DMX Modes	
16-Bit Enhanced	47 Channels
16-Bit	42 Channels
Data Connections	5 - PIN XLR Input & Thru, RJ45 Input
Manual Mode	On Board local Control

Noise Level / Fan Control (Base Level 30 dB)

Standard Mode	48.5 dB
Studio Mode	43 dB
Silent Mode (UI Activation Only)	31 dB
Fan Mode	Continuous (On) / Auto Ramping
Fan Level Preset	Standard / Studio / Silent* (*UI Only)
Cooling System Type	Hybrid sealed liquid and forced air system

Movement

Pan Angle	540°
Pan Speed	3.4 s
Tilt Angle	270°
Tilt Speed	2.5 s

Mounting

Hanging Type	2 x V/L Hook Rails
Hanging Centers	600.0 mm (24.0 in)
Fixture mounting/Hanging orientation	Hanging - Floor - Side *See user manual for side hang guidance and restrictions
Secondary Safety Wire Point	1 x Safety point located on underside of upper enclosure Safety Wire not included

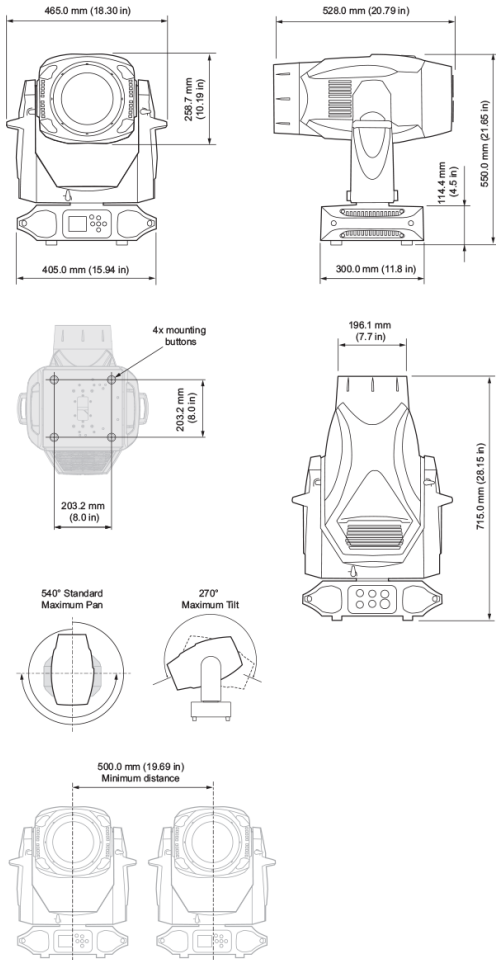
Photometrics and IES Files

7° Beam @ 5 m / 16.4 ft	40,075 lux (4,559 fc)
48° Beam @ 5 m / 16.4 ft	1,290 lux (120 fc)
7° Beam @ 10 m / 32.8 ft	12,300 lux (1,143 fc)
48° Beam @ 10 m / 32.8 ft	326 lux (31 fc)

For IES files and photometric reports, please refer to the product page:

<https://www.vari-lite.com/global/products/vl2600-profile>

Dimensions




Physical

Construction	Superstructure made of Aluminum, and steel metal plates, Covers self-extinguishing fire retardant ABS PC (V0 class)
IP Rating	IP20
Standard Finish	Black, White
Dimensions	300 x 464 x 715 mm (12.0 x 18.0 x 29.0 in)
Fixture Weight	32.0 kg (71.0 lb)
Operating Temperature	-10-45°C (14-113°F)

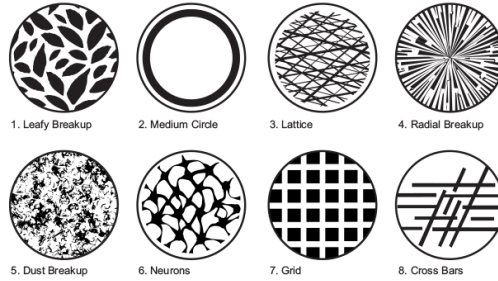
Certification and Safety

Approbations	CE, ETL, UL, FCC CSA, RoHS, ISO 9001
--------------	--------------------------------------

Gobo Wheel 1



Gobo Wheel 2



Gobo and Effect Wheels

Gobo Wheel 1	Rotating/Indexable
	7 + Open
	Interchangeable
Gobo Diameter / Thickness	27 mm x 1.1 mm
Image Size	17 mm
Gobo Wheel 2	Fixed
	8 + Open
	Interchangeable
Gobo Diameter / Thickness	27 mm x 1.1 mm
Image Size	17 mm
Gobo Wheel Features	MegaStep, Twist, Shake, Wheel Spin

Luminaire and Accessories

Product type	Order Code
VL2600 PROFILE, Black	88-105-7270-00
VL2600 PROFILE, White	88-105-7270-10
Accessories	
VL2600 Spot/Profile Universal Frost holder	84-105-1870-00
VL2600 Spot/Profile, Universal Frost holder, (Replaced existing arm and glass so can be replaced by Gel)*Gel not included,	
VL2600 Gobo carrier	60-800-1758-00
VL2600 / VL1600 , Gobo carrier - no magnet ,c/w gobo retaining spring	
VL2600 Gobo carrier	60-800-1784-00
VL2600 / VL1600 , Gobo carrier - with magnet ,c/w gobo retaining spring	
GT Truss Rail	22.9708.0835
VL GT Truss hook rail per rail (Fits VL4000,VL6000,VL2600, VLZ, and VL10)	



© 2024 Signify Holding. All rights reserved. All trademarks are owned by Signify Holding or their respective owners. The information provided herein is subject to change, without notice. Signify does not give any representation or warranty as to the accuracy or completeness of the information included herein and shall not be liable for any action in reliance thereon. The information presented in this document is not intended as any commercial offer and does not form part of any quotation or contract, unless otherwise agreed by Signify. Data subject to change.

02/23/2024

Vari-Lite
<https://www.vari-lite.com/global/products/vl2600-profile>