


TX™ SERIES Model TX-TPSA1A Three Pair Combiner to Single Pair Sender

- Three-Pair Receiver
- Isolated Active Mixing of the Audio Sources on Format-A Pairs A, B and C
- The Summed Output Drives One Pair of the Cable Connected to the OUTPUT Jack
- Selector Switch Sets the RJ45 Output Pair A, B or C that is Driven
- Two Audio Pairs and the Power Pair Pass Through to OUTPUT from LOOP IN Jack
- Local Power Feeds Modules Connected to RJ45 Jacks
- Daisy-Chain with Additional Format-A Senders
- Studio-Quality Precision Active Balanced Circuitry



The TX-TPSA1A is part of the group of versatile TX series products from Radio Design Labs. TX modules feature the superior engineering and components common to RDL products. The durable adhesives provided with the TX-TPSA1A permit permanent or removable mounting. The TX-TPSA1A may be rack or surface mounted with optional TX series accessories.

APPLICATION: The TX-TPSA1A module provides one Format-A input on the front panel. The input RJ45 connector accepts a twisted pair cable coming from one or multiple Format-A senders. This input receives and sums the signals received on the three pairs A, B and C. The summed output is fed to one of the OUTPUT pairs A, B or C selected during installation using the front-panel selector. The two remaining pairs are available for signals to pass through from other Format-A senders connected to the LOOP IN jack. Because this module drives only one pair of the output cable, the RJ45 LOOP IN jack can accept two signals and power from other Mic or Line input Format-A modules. Two single-pair senders can be connected to the LOOP IN jack, or one sender that uses two pairs.

The TX-TPSA1A may be powered from any of the RJ45 jacks, which provides power to the two remaining RJ45 jacks. The module may also be powered from an external 24 Vdc power supply connected to the DC input jack, which provides power to all three RJ45 jacks. Output voltage is protected by an automatically resetting fuse. A blue front-panel LED indicates the presence of valid power.

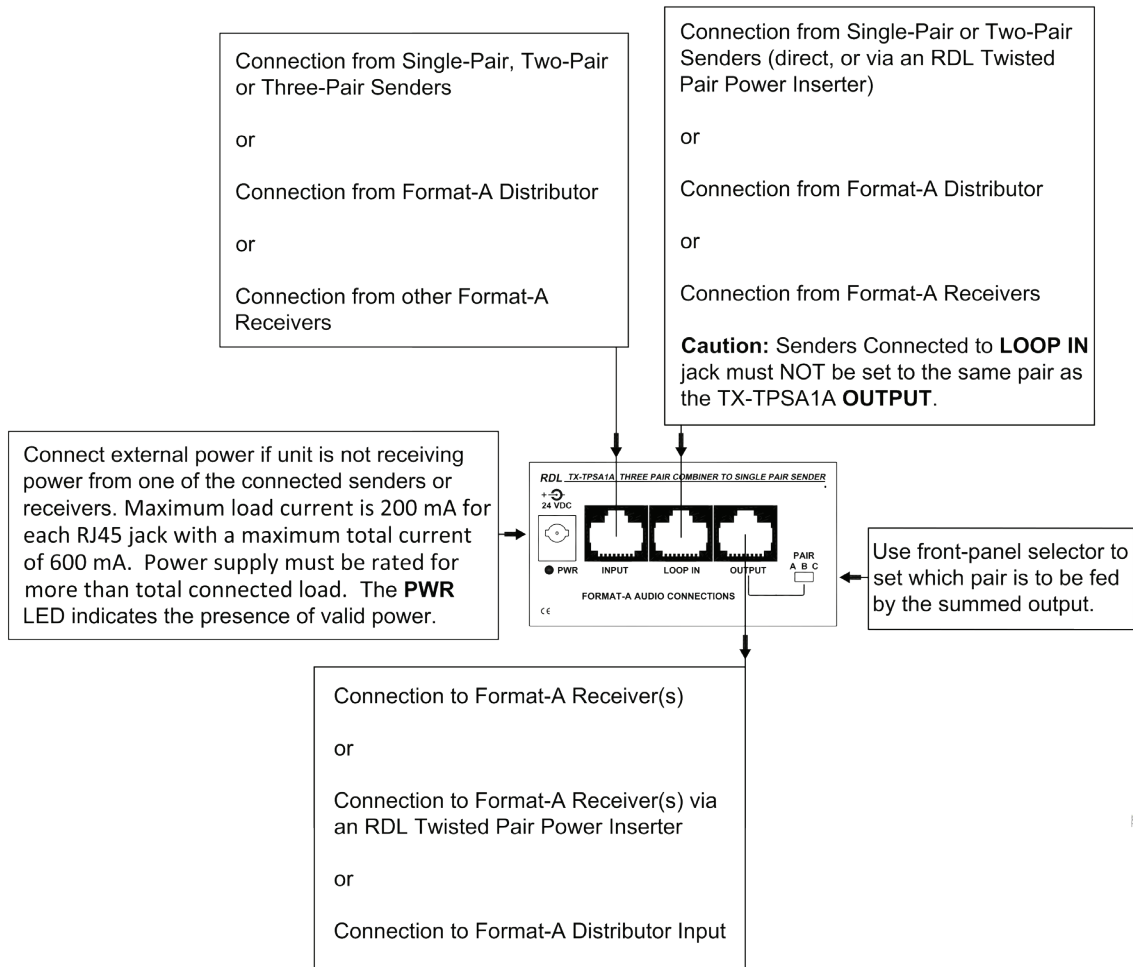


Installation/Operation



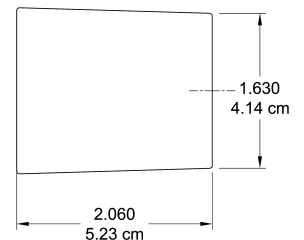
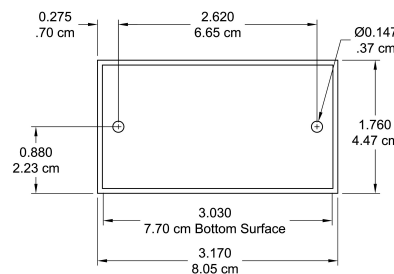
EN55103-1 E1-E5; EN55103-2 E1-E4
Typical Performance reflects product at publication time
exclusive of EMC data, if any, supplied with product.
Specifications are subject to change without notice.

TX™ SERIES Model TX-TPSA1A Three Pair Combiner to Single Pair Sender



TYPICAL PERFORMANCE

Inputs (2): RDL TP Format-A (active summing); RDL TP Format-A (LOOP IN)
 Input Connections: RJ45
 Format-A Signal Pairs Used (3): A, B, C
 Output: RDL TP Format-A
 Output Connection: RJ45
 Output Selector: Pair A, B or C
 Frequency Response: 10 Hz to 50 kHz (± 0.1 dB)
 THD+N: < 0.005%
 Noise below +4 dBu: < 90 dB
 Headroom: > 18 dB (above +4 dBu)
 CMRR: > 80 dB (50 Hz to 150 Hz)
 Indicator: Power In
 Power Connections (4): Power Jack; RJ45 (3)
 Ambient Operating Environment: 0° C to 55° C
 Power Requirement: 24 Vdc @ 65 mA plus connected loads
 Dimensions: 3.17" (8.05 cm) W; 1.76" (4.47 cm) H; 2.06" (5.23 cm) D



Safety Instructions/Consignes de sécurité/
Instrucciones de seguridad/Sicherheitshinweise:



EU Importer:
Importateur de l'UE:
Importador de la UE:
EU-Importeur:

RDL Europe B.V.
Joan Muyskenweg 124
1114 AN Amsterdam

Radio Design Labs Technical Support Centers

U.S.A. (800) 933-1780, (928) 778-3554; Fax: (928) 778-3506
Europe [NH Amsterdam] (+31) 20-6238 983; Fax: (+31) 20-6225-287