

E.SHOW T

3.200K Tungsten LED



- 200W
- 11.000lm luminous flux
- CRI / TLCI 98
- IP65 In/Outdoor



ROXX® Entertainment SHOW Series offers very high performance, weatherproof fixtures and features Single-Source-LEDs that produce an incredibly smooth lighting and uniform colors, providing a solution for any requirement. The LED variations range from a Tunable White over to a Full Color to a pure Tungsten and up to a Daylight version. Each one reaching an exceptionally good light quality with high CRI / TLCI and a massive light luminosity.

The E.SHOW T (Tungsten) convinces with incredibly homogenous light due to the 200W warm white LED with 3.200 Kelvin color temperature. With a service life of 50.000 hours and a boost in brightness and white light quality, the fixture is the perfect energy-saving alternative to conventional 1.000W halogen spotlights. The outstandingly natural reproduction of colors and skin tones makes the E.SHOW T the perfect fixture for trade fairs, theatre, broadcast and film. Thanks to the specially developed ROXX® R.LOK technology, the lenses can be changed easily and without any tools. This allows the beam angle to be conveniently adjusted, whether from 24°, 36°, 54° or elliptical 21°x27° and 22°x57°.

In addition to DMX and RDM control, Lumenradio's latest Wireless DMX technology (CRMX) enables wireless as well as flexible control plus integrating a Bluetooth interface allows direct controlling via unique ROXX.APP without additional hardware. Covering all possible requirements, the fixture includes an extensive range of accessories including 8-Way Barndoor, Honey Comb, Anti-Glare Shield, various lenses, Gel Frame, Omega Bracket and a specially developed Snapbag® and Snapgrid® by DoPchoice for an extremely even illumination of motifs in front of the camera.

Accessories




Lenses



Accessory Holder



8-Way Barndoor



Honey Comb



Omega Bracket ST



Gel Frame



Snapbag®



Snapgrid®



Full Anti Glare Shield

Apps

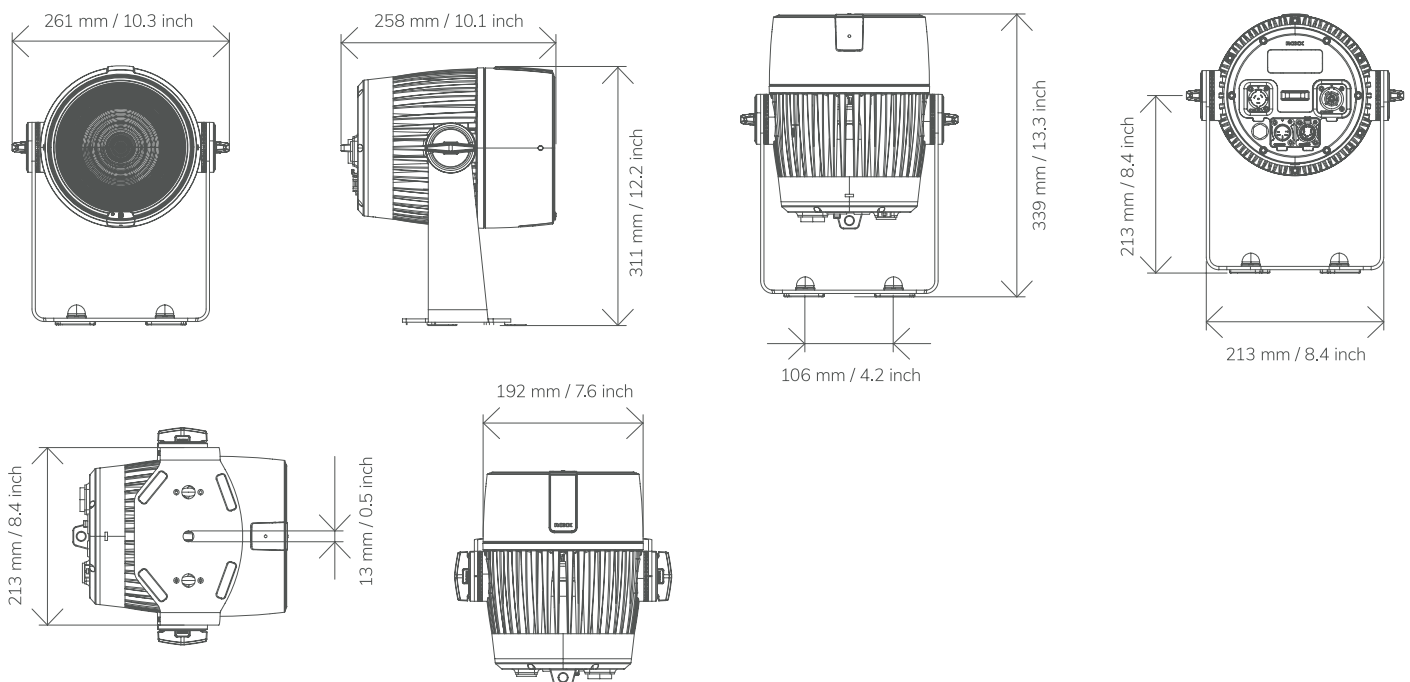


Technical Data

Photometrics	
LED expected lifetime	50.000 hours
Lightsource	1x200W Tungsten
Type of optical system	reflector + interchangeable lens plates
LED PWM Frequency	selectable 800Hz, 1200Hz, 2000Hz, 3600Hz, 12kHz, 25kHz
Beam angles (50%)	24° (with narrow lens) 36° (with medium lens) 54° (with wide lens) 21°x27° (with elliptical narrow lens) 22°x57° (with elliptical wide lens)
Maximum Field angles (10%)	38° (with narrow lens) 69° (with medium lens) 85° (with wide lens) 41°x51° (with elliptical-narrow lens) 48°x82° (with elliptical-wide lens)
Color temperature range	fixed 3.200K
Efficacy (max)	49,87 lm/W
CRI/RA	98
TLCI	98
TM-30-15	Rf 95 / Rg 102
Luminous flux	10.743 lm
illuminance Lux @ 5m (narrow lens)	1.664 lx
illuminance Lux @ 5m (medium lens)	615 lx
illuminance Lux @ 5m (wide lens)	355 lx
illuminance Lux @ 5m (elliptical-narrow lens)	1.120 lx
illuminance Lux @ 5m (elliptical-wide lens)	550 lx
Thermal Characteristics	
Cooling	Active, Forced Air, Temperature-regulated
Humidity (max.)	95%
Temperature range, Operating	-20°C to 45°C
Temperature range, Start-up	-20°C to 50°C
Temperature range, Storage	-20°C to 80°C
Thermal Protection	Automatic overtemperature protection
Electrical Data	
AC power, max.	90 – 285V 50/60Hz
AC Power, nominal	100 – 260V 50/60Hz
Electrical Protection	Overload protection with automatic recover
Max Inrush Current	50A
Max power consumption	220W
Typical power consumption	160W
Standby power	6,7W
Max power thru @ 100 V	8A
Max power thru @ 230 V	8A
Power factor	0,92 PF (230 V) / 0,99 PF (100V)
Power Supply Unit	Inbuilt auto-ranging electronic switch-mode
Power Linking	4 units @ 120 V; 8 units @ 230 V
Operator & Controller	
DMX channels	1CH, 2CH, 3CH, 4CH

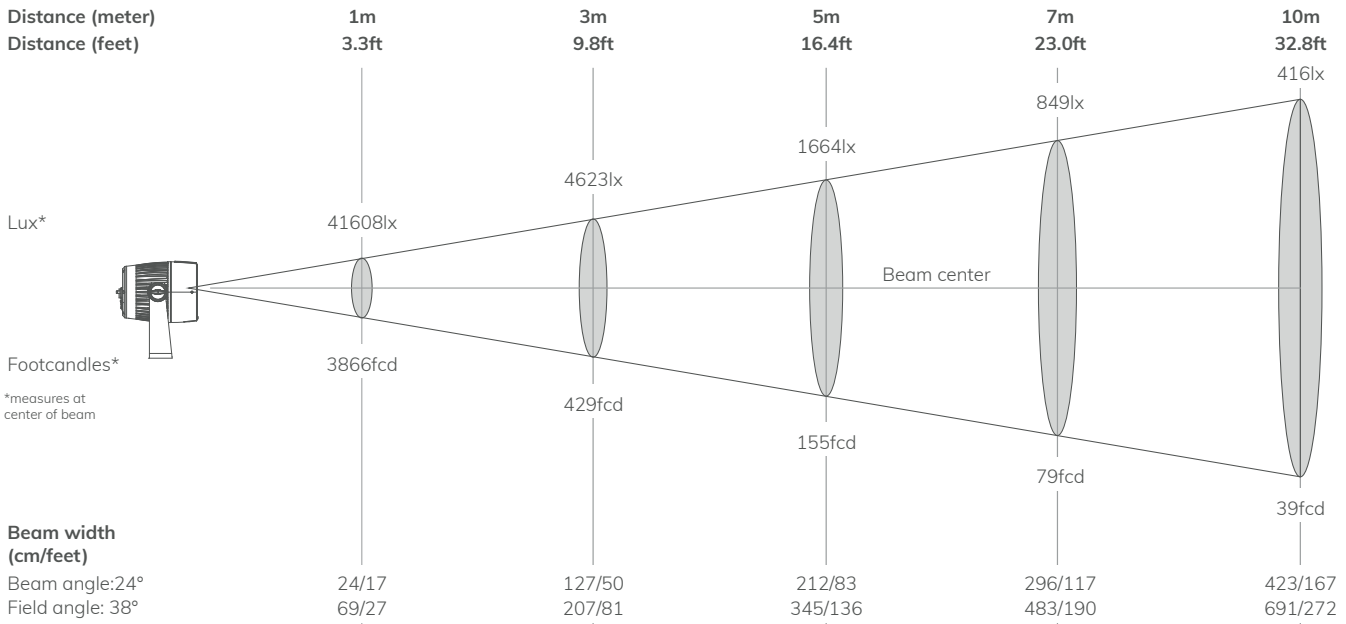
Technical Data

DMX modes	4
Protocol	CRMX, W-DMX™ G2, W-DMX™ G3, W-DMX™ G4, W-DMX™ G4S USITT DMX512A RDM ANSI E1.20 Bluetooth (Low Energy)
Setting and addressing	OLED graphical display / 4 controls RDM ANSI E1.20
Standalone mode	Auto Program, Editor, Color Macro, Quick Color, Tunable White, User Color, Timer
Wireless DMX	Lumenradio with RDM (CRMX)
Indicator	OLED graphical display
Controls	4 touch sensitive, backlit controls
Strobe	0-20Hz
DMX I/O	IP65 XLR 5-pin male/female
Power I/O	TRUE1 compatible input & link-thru sockets
Dimensions & Weight	
IP class	IP 65
Net Dimensions (w x h x d)	261 x 311 x 258 mm
Physical Head Straight Up Height	339 mm
Net Dimensions inches	10,3 x 12,2 x 10,1 inches
Net Weight	5,7 kg (12,6 lbs)
Included / Optional	
Included items	2x radiator caps for pendant installation 2m power cable
Color options	Black – RAL 9004 (Standard) White – RAL 9010 Custom color – any RAL



Luminaire Photometrics

Narrow Lens



Lens	Angle	Distance									
		1m/3.3ft		3m/9.8ft		5m/16.4ft		7m/23ft		10m/32.8ft	
		Lux Center lx/fcd	Diameter cm/inch	Lux Center lx/fcd	Diameter cm/inch	Lux Center lx/fcd	Diameter cm/inch	Lux Center lx/fcd	Diameter cm/inch	Lux Center lx/fcd	Diameter cm/inch
N	Beam angle: 24°	41608/ 3866	42/17	4623/ 429	127/50	1664/ 155	212/83	849/ 79	296/117	416/ 39	423/167
	Field angle: 38°		69/27		207/81		345/136		483/190		691/272
M	Beam angle: 36°	15359/ 1427	65/26	1707/ 159	196/77	614/ 57	326/128	314/ 29	456/180	154/ 14	652/257
	Field angle: 69°		137/54		412/162		687/270		962/379		1375/541
W	Beam angle: 54°	8863/ 823	102/40	685/ 64	305/120	355/ 33	508/200	181/ 17	712/280	89/ 8	1017/400
	Field angle: 85°		183/72		550/217		916/361		1283/505		1833/722
EN	Beam angle: 21°x26°	28006/ 2602	37x47/ 15x19	3112/ 289	111x141/ 44x56	1120/ 104	185x235/ 73x93	572/ 53	259x328/ 102x129	280/ 26	371x469/ 146x185
	Field angle: 41°x51°		75x96/ 30x38		225x287/ 89x113		375x478/ 148x188		425x669/ 167x263		750x956/ 295x376
EW	Beam angle: 23°x56°	13735/ 1276	41x106/ 16x42	1526/ 142	122x319/ 48x126	549/ 51	203x532/ 80x209	280/ 26	284x744/ 112x293	137/ 13	405x1063/ 159x419
	Field angle: 48°x83°		90x176/ 35x69		269x527/ 106x207		448x879/ 176x346		628x1230/ 247x484		897x1757/ 353x692

Order Number

E.SHOW T	Order Number
E.SHOW T Black	11202201
E.SHOW T White	11202202
E.SHOW T Custom	11202203
Accessories	Order Number
E.SHOW Lens N (Narrow)	11207001
E.SHOW Lens M (Medium)	11207101
E.SHOW Lens W (Wide)	11207201
E.SHOW Lens EN (Elliptical Narrow)	11207301
E.SHOW Lens EW (Elliptical Wide)	11208201
E.SHOW Accessory Holder	11207401

Accessories	Order Number
E.SHOW Barndoor	11207501
E.SHOW Honey Comb	11207601
Omega Bracket ST	90900002
E.SHOW Case 4	11907801
E.SHOW Case 6	11907901
E.SHOW Case 8	11908001
SHOW Full Anti-Glare Shield (Black)	11208401
SHOW Full Anti-Glare Shield (Custom Color)	11208403
E.SHOW Snapbag by DoPchoice	11908301
E.SHOW Snapgrid 40° by DoPchoice	11208501

Further Versions



E.SHOW FC



E.SHOW TW+



E.SHOW D

