
























Button Shortcuts



- Hold  , Tap  =  Max. Value
- Hold  , Tap  =  Min. Value
- Hold 1 sec  =  Status Lights ON / OFF
- Hold 2 sec   =  Factory Reset
- Tap  x2 = Status Screen

- Tap x1  =  Connect
- Tap x2  =  Wireless Menu
- Hold 3 sec  =  Unlink / Reset
- Hold 2 sec   =  ON/OFF
- Hold 2 sec   = **Output Mode**
 - HO - High Output
 - NO - Normal Output
 - LO - Low Output

Download Full Manual at QUASARSCIENCE.COM/SUPPORT U 4.0

Status Lights

Local

-  **Manual Mode**
-  Data: Off / Wireless: Off





Lead/Follow - Wired

-  **Wired Leader**
-  Data: Green / Wireless: Off
-  **Wired Follower**
-  Data: Cyan / Wireless: Off









Lead/Follow - Wireless

-  **Wireless Leader**
-  Data: Green / Wireless: Purple
-  **Wireless Follower**
-  Data: Cyan / Wireless: Purple

Wired

-  **DMX Mode / Data Received**
-  Data: Red / Wireless: Off
-  **Ethernet Mode / Data Received**
-  Data: Yellow / Wireless: Off

Wireless

-  **Wireless DMX**
-  Data: Red / Wireless: Green (Or Universe Color)
-  **WiFi Mode (Art-Net over WiFi)**
-  Data: Yellow / Wireless: Magenta
-  **WiFi Access Point Mode (Art-Net over WiFi)**
-  Data: Yellow / Wireless: Orange
-  **Bluetooth Mode**
-  Data: Blue / Wireless: Blue