

# XTYLOS AQUA

EN PHOTOMETRIC DIAGRAMMS

ES DIAGRAMAS FOTOMÉTRICOS

IT DIAGRAMMI FOTOMETRICI

FR DIAGRAMMES PHOTOMETRIQUES

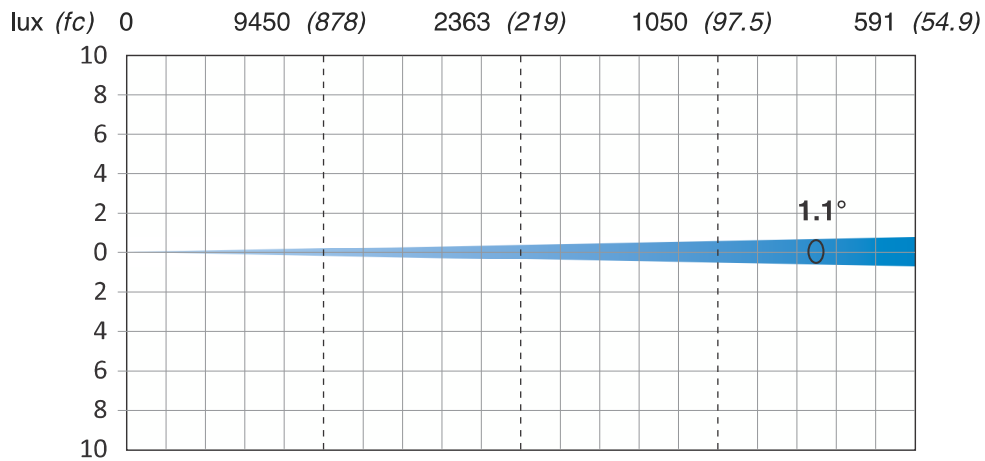
DE FOTOMETRISCHE DIAGRAMME

## MINIMUM DISTANCE OF ILLUMINATED OBJECTS

The projector needs to be positioned so that the objects hit by the beam of light are at least 10 meters (33') from the lens of the projector.

### RED (1.1°)

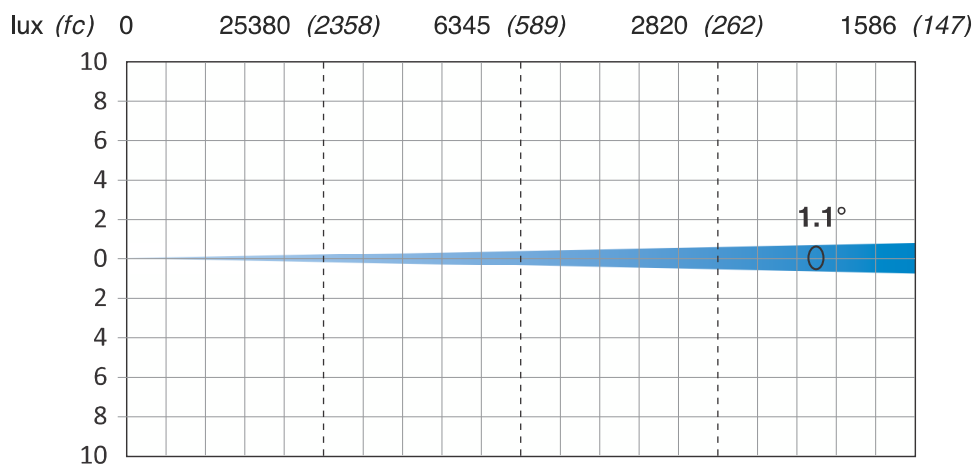
Total Output: 800 lumens



<b>Distance</b>	m (ft in)	0	20 (65' 7")	40 (131' 3")	60 (196' 10")	80 (262' 6")
<b>Diameter</b>	m (ft in)	0	0.38 (1' 3")	0.76 (2' 6")	1.14 (3' 9")	1.52 (5' 0")

### GREEN (1.1°)

Total Output: 2000 lumens



<b>Distance</b>	m (ft in)	0	20 (65' 7")	40 (131' 3")	60 (196' 10")	80 (262' 6")
<b>Diameter</b>	m (ft in)	0	0.38 (1' 3")	0.76 (2' 6")	1.14 (3' 9")	1.52 (5' 0")

# XTYLOS AQUA

EN PHOTOMETRIC DIAGRAMMS

ES DIAGRAMAS FOTOMÉTRICOS

IT DIAGRAMMI FOTOMETRICI

FR DIAGRAMMES PHOTOMETRIQUES

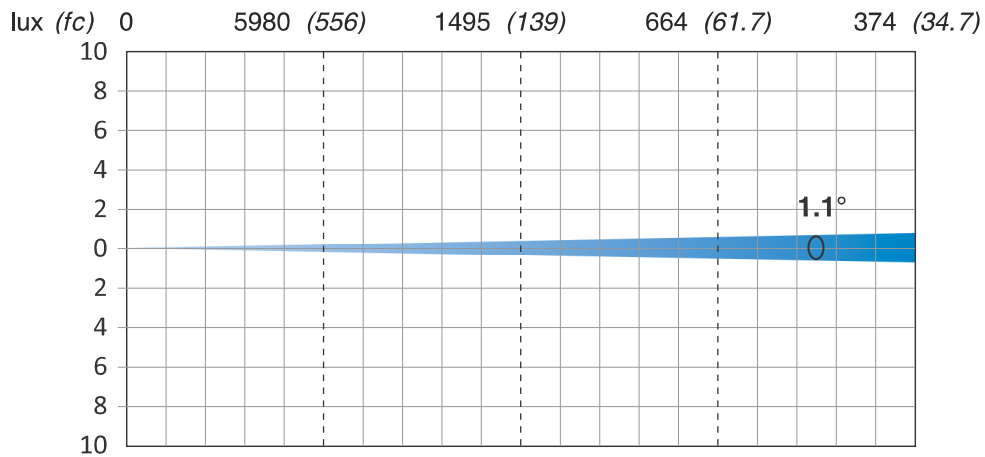
DE FOTOMETRISCHE DIAGRAMME

## MINIMUM DISTANCE OF ILLUMINATED OBJECTS

The projector needs to be positioned so that the objects hit by the beam of light are at least 10 meters (33') from the lens of the projector.

### BLUE (1.1°)

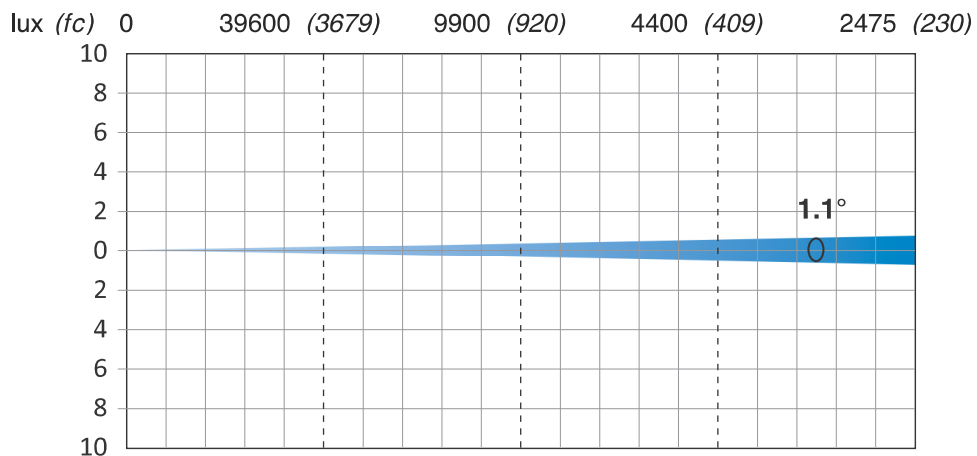
Total Output: 500 lumens



<b>Distance</b>	m (ft in)	0	20 (65' 7")	40 (131' 3")	60 (196' 10")	80 (262' 6")
<b>Diameter</b>	m (ft in)	0	0.38 (1' 3")	0.76 (2' 6")	1.14 (3' 9")	1.52 (5' 0")

### RGB (1.1°)

Total Output: 2900 lumens



<b>Distance</b>	m (ft in)	0	20 (65' 7")	40 (131' 3")	60 (196' 10")	80 (262' 6")
<b>Diameter</b>	m (ft in)	0	0.38 (1' 3")	0.76 (2' 6")	1.14 (3' 9")	1.52 (5' 0")

# XTYLOS AQUA

EN PHOTOMETRIC DIAGRAMS

ES DIAGRAMAS FOTOMÉTRICOS

IT DIAGRAMMI FOTOMETRICI

FR DIAGRAMMES PHOTOMETRIQUES

DE FOTOMETRISCHE DIAGRAMME

