



SRH1540

Premium Closed-Back Headphones

The Shure premium closed-back headphones, SRH1540, user guide.
Version: 3.2 (2022-G)

Table of Contents

SRH1540 Premium Closed-Back Headphones	3	Furnished Accessories	5
General Description	3	WARNING	6
Care and Maintenance	3	SAFETY PRECAUTIONS	7
Detachable Cable	3	WARNING	7
Specifications	4	CAUTION	7
Accessories	5	LIMITED WARRANTY	7
		Service Centers	8
		Certifications	8

SRH1540

Premium Closed-Back Headphones

General Description

Building on over 85 years of audio experience, the SRH1540 Premium Closed-Back Headphones deliver world-class audio performance, comfort and durability to listeners of all kinds—professional engineers, musicians and audiophiles. Developed with premium materials and precision engineering, the SRH1540 utilizes 40 mm neodymium drivers for an expansive soundstage with warm bass and extended highs. A replacement set of ear pads, zippered travel case, and an additional cable ensure years of uninterrupted listening enjoyment.

- 40 mm neodymium drivers deliver superior acoustic performance for an expansive soundstage with warm bass and extended highs.
- Closed-back, circumaural design rests comfortably over the ears and reduces background noise.
- Lightweight construction featuring aircraft-grade aluminum alloy yoke and carbon fiber cap for enhanced durability.
- Steel driver frame with vented center pole piece improves linearity and eliminates internal resonance for consistent performance at all listening levels.
- Ergonomic dual-frame, padded headband is lightweight and fully adjustable for hours of listening comfort.
- Oxygen-free copper cable (OFC) with Kevlar[®] reinforced jacket for superior performance and durability.
- Dual-exit cables with gold-plated MMCX connectors provide secure connection and detachability for easy storage or replacement.
- Replaceable ear pads made with Alcantara[®] and low density, slow recovery foam for exceptional comfort.
- Additional cable, replacement ear pads, and zippered travel case included for years of listening enjoyment.
- Legendary Shure durability to withstand the rigors of everyday use.

Care and Maintenance

Clean using a soft, damp cloth.

CAUTION: Do not use cleansers that contain solvents. Keep liquid and foreign objects out of the driver openings.

Detachable Cable

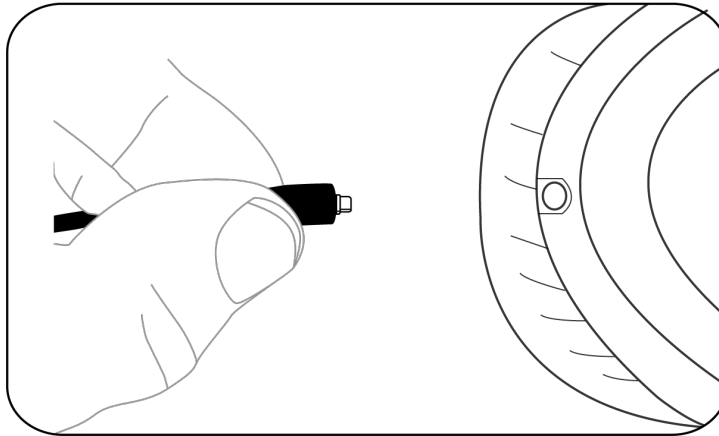
You may need to detach the cable from the headphones for storage or to replace the cable if it becomes damaged. The cable connection is not designed for everyday use, and to prevent accidental separation, the connector has a snug fit. Take special care when removing and attaching the cable.

- Do not use pliers or other tools.
- Do not pull on the cable.
- Pull straight apart—not at an angle.

Note: If you pull at an angle, the connector will not detach.

- Do not twist, cable is a snap fit, not threaded.
- Listen for a click when connecting.

- When reattaching the cable, match the "L" and "R" markings and the color (Red = Right).



Audible click when properly connected

Specifications

Type

circumaural, closed-back

Transducer Type

Dynamic, Neodymium magnet

Driver Size

40 mm

Frequency Response

5 to 25,000 Hz

Sensitivity

@ 1 kHz

99 dB/mW

Impedance

@ 1 kHz

46 Ω

Acoustic Isolation

@ 1 kHz

15 dB

Maximum Input Power

1000 mW

Weight

Net (without cable)	286 g (10.1 oz.)
Packaged	1.97 kg (4.33 lbs)

Connector

Gold-plated 3.5 mm (1/8") stereo mini jack plug with 6.35 mm (1/4") threaded adapter

Cable

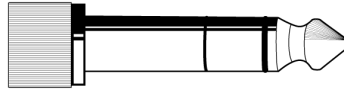
1.8 m, dual-exit, detachable, Oxygen-free copper (OFC)

Accessories


Furnished Accessories



Zippered Hard Travel Case

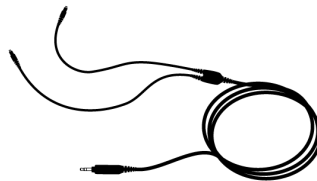


1/4 inch Threaded Gold-Plated Adapter



HPAEC1540

1 Pair of Replacement Earcup Pads



2 Dual-Exit, Detachable Cables



WARNING

LISTENING TO AUDIO AT EXCESSIVE VOLUMES CAN CAUSE PERMANENT HEARING DAMAGE. USE AS LOW A VOLUME AS POSSIBLE. Over exposure to excessive sound levels can damage your ears resulting in permanent noise-induced hearing loss (NIHL). Please use the following guidelines established by the Occupational Safety Health Administration (OSHA) on maximum time exposure to sound pressure levels before hearing damage occurs.

90 dB SPL at 8 hours	95 dB SPL at 4 hours	100 dB SPL at 2 hours	105 dB SPL at 1 hour
110 dB SPL at 1/2 hour	115 dB SPL at 15 minutes	120 dB SPL Avoid or damage may occur	

SAFETY PRECAUTIONS

The possible results of incorrect use are marked by one of the two symbols—"WARNING" and "CAUTION"—depending on the imminence of the danger and the severity of the damage.

	WARNING: Ignoring these warnings may cause severe injury or death as a result of incorrect operation.
	CAUTION: Ignoring these cautions may cause moderate injury or property damage as a result of incorrect operation.

WARNING

- If water or other foreign objects enter the inside of the device, fire or electric shock may result.
- Do not attempt to modify this product. Doing so could result in personal injury and/or product failure.

CAUTION

- Never disassemble or modify the device, as failures may result.
- Do not subject to extreme force and do not pull on the cable or failures may result.
- Keep the product dry and avoid exposure to extreme temperatures and humidity.

LIMITED WARRANTY

Shure Incorporated ("Shure") hereby warrants to the original consumer purchaser only that, except as otherwise specified below, this product will be free in normal use of any defects in materials and workmanship for a period of two (2) years from the consumer's original date of purchase directly from Shure or from a Shure-authorized reseller.

Any rechargeable batteries contained in or packaged with this product are so warranted for a period of one (1) year from the consumer's original date of purchase. However, rechargeable batteries are consumable and their capacity will be reduced over time based on temperature, amount of time in storage, charging cycles, and other factors; hence reduction in battery capacity does not constitute a defect in material or workmanship.

At its sole option, Shure will repair or replace the defective product and promptly return it to you. In order for this warranty to be valid, the consumer must, at the time the product is returned, provide proof of purchase in the form of the original purchase receipt directly from Shure or from a Shure-authorized reseller. If Shure elects to replace the defective product, then Shure reserves the right to replace the defective product with another product of the same model or a model of at least comparable quality and features in Shure's sole determination.

If you believe this product is defective within the warranty period, carefully repack the unit, insure it and return it with proof of purchase, postage prepaid, to Shure Incorporated, Attention: Service Department, at the address below.

Outside of the United States, return the product to your dealer or Authorized Service Center. Addresses are listed on www.Shure.com or can be obtained by contacting Shure at the address listed below.

This warranty is not transferable. This warranty does not apply in cases of abuse or misuse of the product, use contrary to Shure's instruction, ordinary wear and tear, an act of God, negligent use, purchase from a party other than Shure or a Shure-authorized reseller, unauthorized repair, or modification of the product.

ALL IMPLIED WARRANTIES OF MERCHANTABILITY OR FITNESS FOR A PARTICULAR PURPOSE ARE HEREBY DISCLAIMED TO THE EXTENT PERMITTED UNDER APPLICABLE LAWS AND, TO THE EXTENT NOT PERMITTED, ARE HEREBY LIMITED TO THE DURATION AND TERMS OF THIS WARRANTY. SHURE ALSO HEREBY DISCLAIMS ALL LIABILITY FOR INCIDENTAL, SPECIAL, OR CONSEQUENTIAL DAMAGES.

Some states do not allow limitations on how long an implied warranty lasts, or the exclusion or limitation of incidental or consequential damages, so the above limitation may not apply to you. This warranty gives you specific legal rights, and you may have other rights which vary from state to state.

This warranty does not restrict the rights of the consumer mandated under applicable laws.

THIS WARRANTY SUPERSEDES ALL OTHER WARRANTIES THAT ARE ASSOCIATED OR INCLUDED WITH THIS PRODUCT, EXCEPT THAT ANY SOFTWARE CONTAINED IN OR PACKAGED WITH THIS PRODUCT IS EXCLUDED FROM THIS WARRANTY AND INSTEAD SHALL BE COVERED BY THE WARRANTY, IF ANY, PROVIDED IN SHURE'S END USER LICENSE AGREEMENT ACCOMPANYING SUCH SOFTWARE.

Service Centers

United States, Canada, Latin America, Caribbean

Shure Incorporated
Attn: Service Department
945 Chaddick Dr.
Wheeling, IL 60090-6449 U.S.A.

Europe, Middle East, and Africa

Shure Europe GmbH
Attn: Service
Jakob-Dieffenbacher-Str. 12,
75031 Eppingen, Germany

Indonesia Service Center Resmi:

Jakarta Hotline (021) 612 6388
Medan (061) 6612550
Surabaya (031) 5032219
Jogjakarta (0274) 371710
Denpasar (0361) 766788
Makasar (0411) 324652

Certifications

This product meets the Essential Requirements of all relevant European directives and is eligible for CE marking.

The CE Declaration of Conformity can be obtained from: www.shure.com/europe/compliance

Authorized European representative:

Shure Europe GmbH
Headquarters Europe, Middle East & Africa
Department: EMEA Approval
Jakob-Dieffenbacher-Str. 12
75031 Eppingen, Germany
Phone: +49-7262-92 49 0
Fax: +49-7262-92 49 11 4
Email: info@shure.de