

Type(s)

Project

Date

Notes

## GENERAL INFORMATION

Paradigm Touchscreens use high-resolution, color displays that are bright and easy to read. The touch-sensitive panels provide audible and visual feedback that show when commands are fully registered. Designed to your specifications with ControlDesigner software, the Touchscreen's intuitive graphics guide users quickly through lighting and control options.

### APPLICATIONS

- Houses of worship
- Hotels
- Convention centers
- Meeting rooms
- Schools
- Restaurants

### FEATURES

- 7" WVGA (800x480), 24-bit color LCD touchscreen
- ColorPicker – Support for HSB color picker for dynamic selection of color with LED and multiparameter fixtures
- Timed Event creation, edit, and override from setup menu
- Ready-When-You-Are – built in proximity and ambient light sensors make sure the station is ready to respond when you are about to use it
- Electronic Lockout - configurable, software based access level control with multiple levels of access utilizing numeric pass codes
- NetConnect – making use of low-cost, easy to install Cat5 with PoE to connect LCD stations to a networked Paradigm system
- USBConnect – Support for USB flash drives for configuration upload and download
- QuickLoad – SD Media support for upload, and backup of configuration data
- Support of standard or custom graphical control pages

## ORDERING INFORMATION

### Paradigm 7" Touchscreen

MODEL	DESCRIPTION
P-TS7-E_	Paradigm 7" Ethernet Touchscreen

Insert station color selection in the \_ space provided:

1 = Cream (RAL 9001)

3 = Gray (RAL 7001)

4 = Black (RAL 9004)

5 = Signal White (RAL 9003)

### Paradigm 7" Touchscreen Mounting Options

MODEL	DESCRIPTION
P-LCD-FBB	7" Touchscreen Flush-Mount Back Box
P-LCD-SBB	7" Touchscreen Surface-Mount Back Box
P-LCD-SLBB	7" Touchscreen Surface-Mount Back Box - Locking Cover
P-TS7-RM	Paradigm 7" Touchscreen Rack-Mount Kit

### Paradigm 7" Touchscreen Locking Covers

MODEL	DESCRIPTION
P-LCD-LC_	7" Touchscreen Hinged Locking Cover

Note:

Insert Locking Cover color selection in the \_ space provided using the color chart above.

Locking covers use the standard flush-mount back box for recessed-mount applications.

### Required Control System

MODEL	DESCRIPTION
P-ACP-Mk2	Paradigm Architectural Control Processor Mk2



## SPECIFICATIONS

### FUNCTIONAL

- Built-in setup display, separate from user configured pages
- Configuration upload from the following sources:
  - LightDesigner software
  - Paradigm Processor (P-ACP, P-ACP-E, P-ACP-D)
  - SD media, via built in SD card slot
  - USB Flash Drive, via built in USB port
- Ability to store multiple configurations on one touchscreen and select which configuration is active from an on-screen menu
- Allows 30 separate control pages
- Individual zone control
- Preset record and selection
- Room Combine Controls
- Preset, color, sequence, macro, and custom function activation
- Change, initiate, or override timed events
- Multi-level electronic lockout
- Custom controls configured from LightDesigner software
- Custom graphics from ControlDesigner software

Note: Previous versions of the P-TS7 supported LinkConnect – using Echelon® LonTalk® protocol with LinkPower, a two wire topology-free system. This feature is no longer available in current shipping P-TS7-E.

### MECHANICAL

- Color LCD display with projected capacitive touchscreen interface with LED backlight
- 178 degree horizontal and vertical viewing angle
- Low-profile aluminum bezel finished in a fine-texture powder coat paint
- No visible means of attachment
- Manufacturer provided back boxes for surface and flush-mount applications
- Adjustable brightness and contrast for low light conditions
- 7" WVGA, display (800x480)

### ELECTRICAL

- Connection to Paradigm Control System utilizes standard Ethernet (CAT5/5e)
  - Powered by Power over Ethernet, PoE Class 2 (6-watts)
  - Requires ground wire
- Meets or exceeds EN60950-1, N55103-1, En55103-2 and IEC1000-4-2

### THERMAL

- Ambient room temperature: 0°C to 40°C (32°F to 104°F)
- Ambient humidity: 10%–90% non-condensing

### REGULATORY AND COMPLIANCE

- cULus Listed
- CE Compliant
- RoHS compliance
- WEEE

PHYSICAL

P-TS7-E Dimensions\*

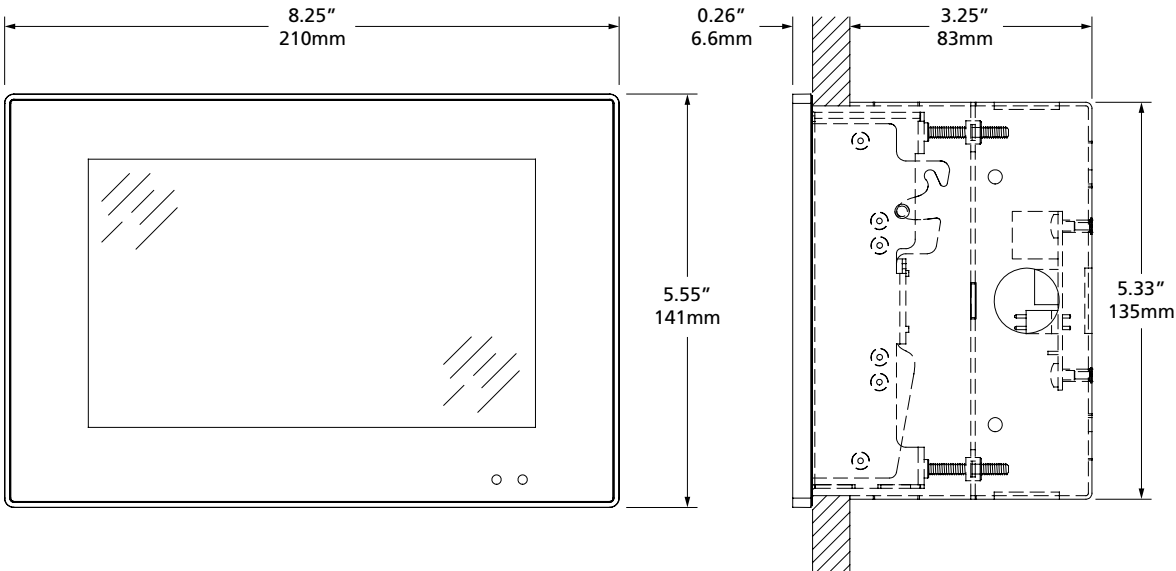
MODEL	HEIGHT		WIDTH	
	in	mm	in	mm
P-TS7-E-__	5.55	141	8.25	210
Locking Cover	6.70	170	10	254
P-TS7-E-RM	6.96	177	19	483

P-TS7-E Weights\*

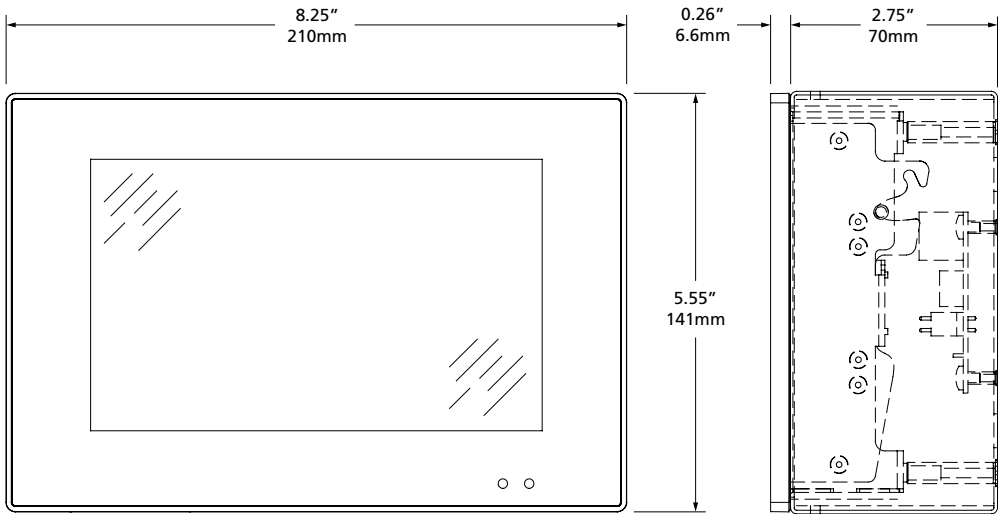
MODEL	WEIGHT		SHIPPING WEIGHT	
	lb	kg	lb	kg
P-TS7-E-__	2.5	1.13	3.2	1.45
P-TS7-E-RM	5.0	2.27	6.5	2.95

\*Weights and dimensions typical

PARADIGM 7" TOUCHSCREEN FLUSH-MOUNT

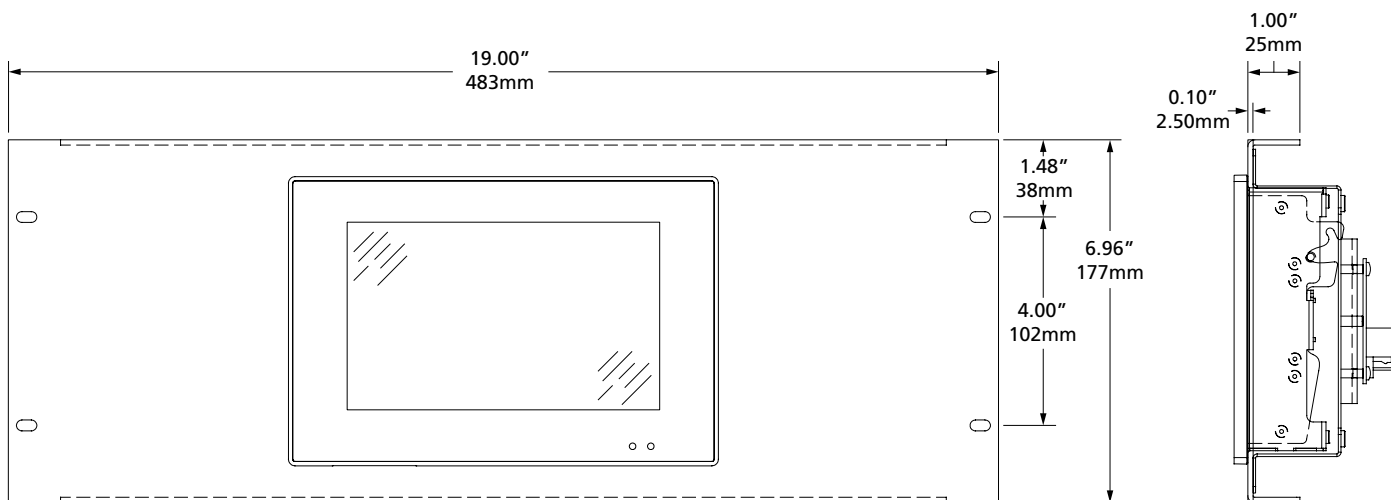


PARADIGM 7" TOUCHSCREEN SURFACE MOUNT

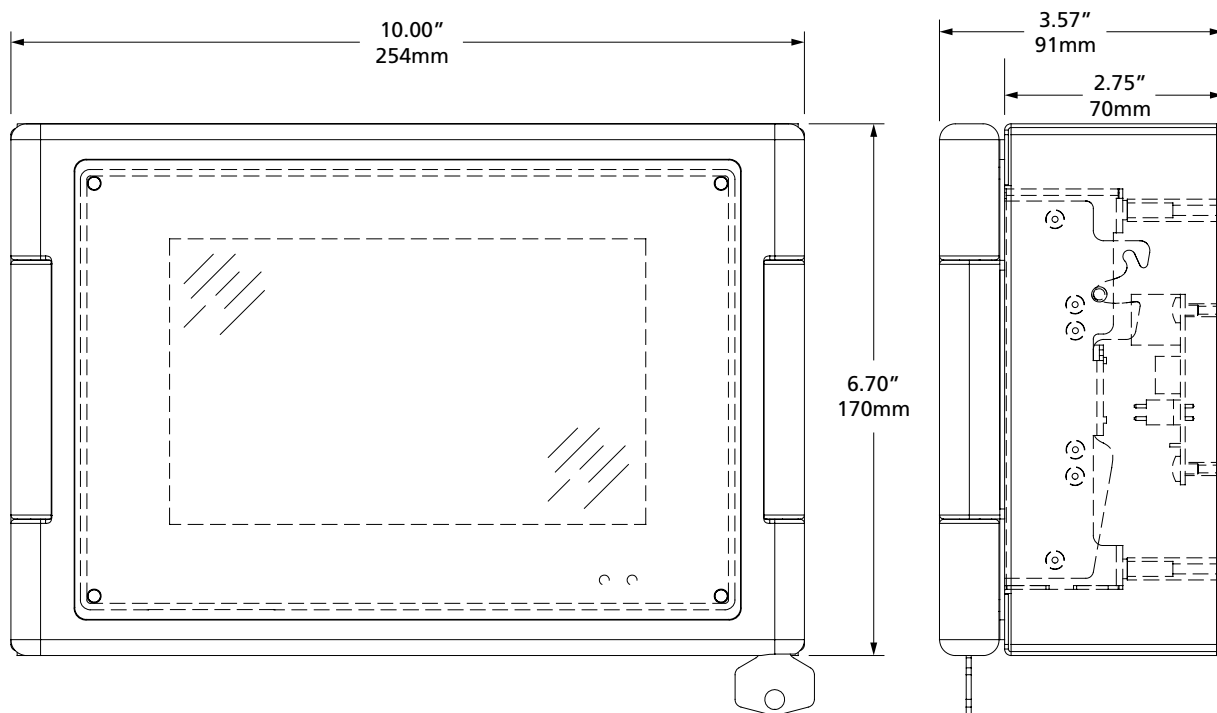


## PHYSICAL

## PARADIGM 7" TOUCHSCREEN RACK-MOUNT

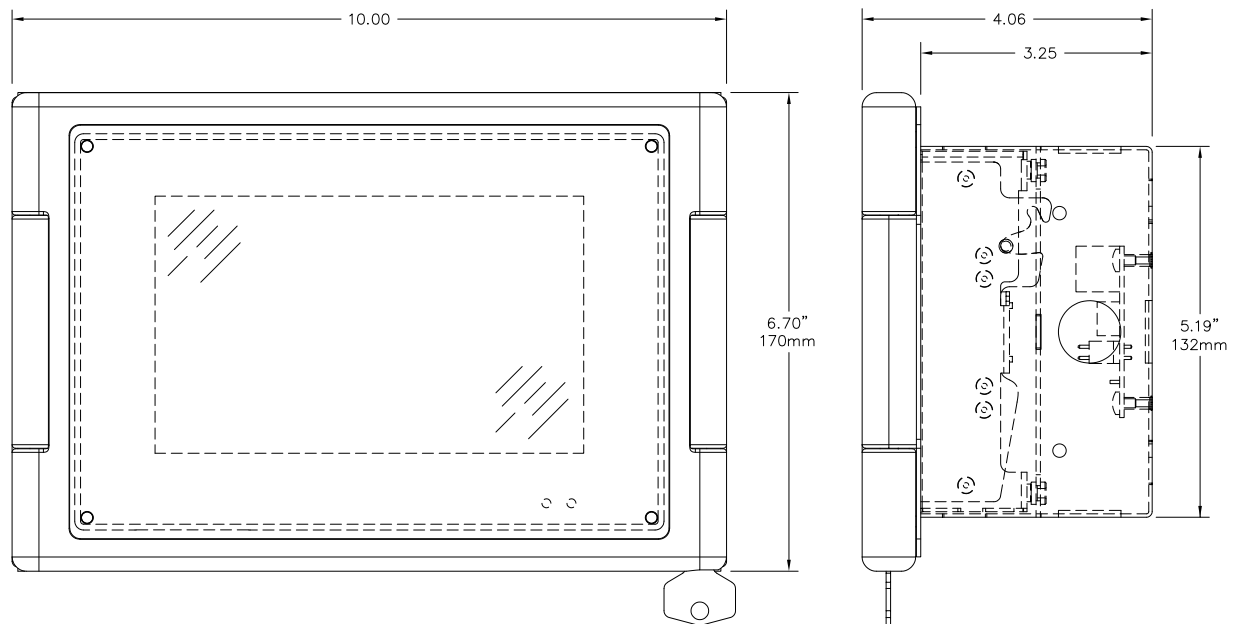


## PARADIGM 7" TOUCHSCREEN LOCKING COVER SURFACE-MOUNT



## PHYSICAL

## PARADIGM 7" TOUCHSCREEN LOCKING COVER FLUSH-MOUNT



**Corporate Headquarters** • Middleton, WI USA

**Global Offices** • London, UK • Rome, IT • Holzkirchen, DE • Paris, FR • Hong Kong  
Dubai, UAE • Singapore • New York, NY • Orlando, FL • Los Angeles, CA • Austin, TX

©2025 ETC. All Rights Reserved. All product information and specifications subject to change. Rev H 2025-07

\*Trademark and patent info: [etconnect.com/IP](https://etconnect.com/IP) • Third-party license agreement info: [etconnect.com/licenses](https://etconnect.com/licenses)

**etconnect.com**