

PX794

Splitter

DMX 1/6

User manual



# Table of Contents

1 Description.....	3
2 Safety conditions.....	3
3 Connectors and control elements.....	5
4 Connection scheme.....	6
5 Dimensions.....	6
6 Technical data.....	7

*Manufacturer reserves the right to make modifications in order to improve device operation.*

PXM Marek Żupnik sp.k.

Podłęże 654

32-003 Podłęże

BDO register number 000005972

tel. +48 12 385 83 06

mail: [info@pxm.pl](mailto:info@pxm.pl)

[www.pxm.pl](http://www.pxm.pl)

Rev.1-0

21.11.2019

# 1 Description

---

DMX signal splitter allows branches in extensive DMX installations. Connecting in series multiple receivers in one line may be hard. Applying splitter in the topology allows to create branches on DMX line. Moreover, the PX794 will amplify and regenerate DMX signals, removing interference effects, as well as eliminating signal reflections on the line.

Using the PX794, you can split DMX input signal into 6 independent branches. Galvanic isolation is provided between individual outputs themselves as well as from the inputs, and the outputs are adequately amplified, which ensure proper operation of the entire installation.

The splitter is produced in a metal housing in the RACK system and is powered by 230V AC.

# 2 Safety conditions

---

The PX794 is a device powered directly from power grid 230V AC, what may result in electric shock in case of not following safety rules. During its installation and use the following rules must be strictly observed:

1. Installation of the device should be carried out by a person with appropriate qualifications in accordance with this document.
2. The electrical outlet to which the splitter is connected have to be linked to a working protective installation (3-wire installation).
3. Protect all cables from mechanical and thermal damage.

4. In case of damage the power cord, cable, replace it with the same technical data.
5. Do not connect the device to the power supply with a damaged (cracked) housing.
6. Any repairs that require the housing to be remove may only be performed with the power off.
7. Splitter should be strictly protected against contact with water and other liquids.
8. All sudden shocks, particularly dropping, should be avoided.
9. The device cannot be used in places with temperature lower than +2°C or higher than +40°C.
10. The device cannot be turned on in places with humidity exceeding 90%.
11. Use only a slightly damp cloth for cleaning – the splitter must be completely disconnected from the power supply at this time.

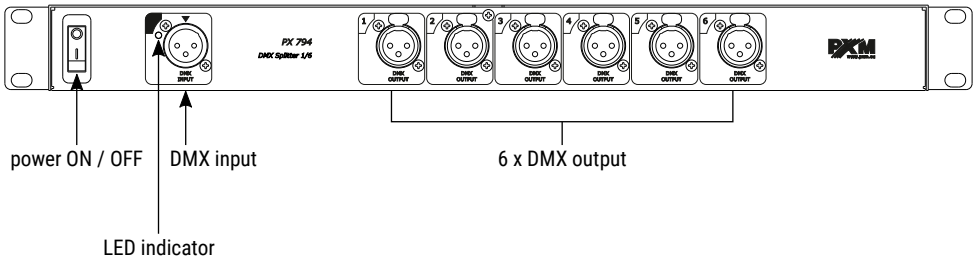
# 3 Connectors and control elements

The PX794 incorporates six DMX outputs and one DMX input.


The signaling diode on the front of the splitter indicates the status of the device:

- **glowing steadily** indicates that the splitter is in idle mode
- **blinking with a half-second interval** – presence of DMX signal at the input

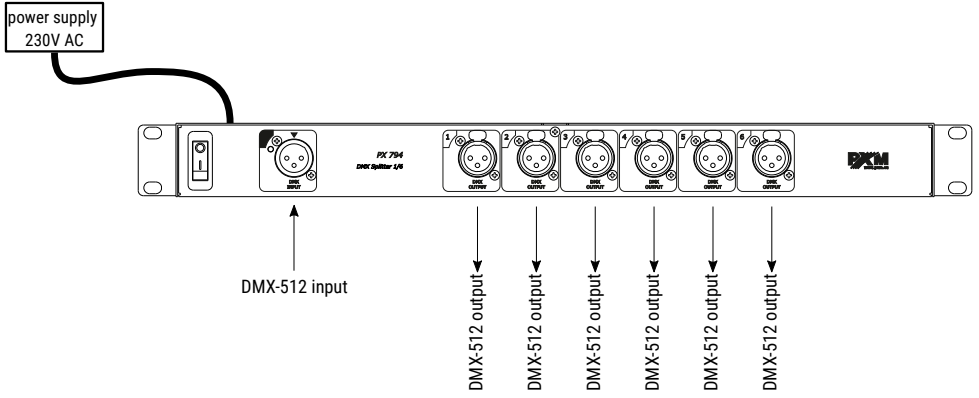
## THE FRONT OF THE DEVICE



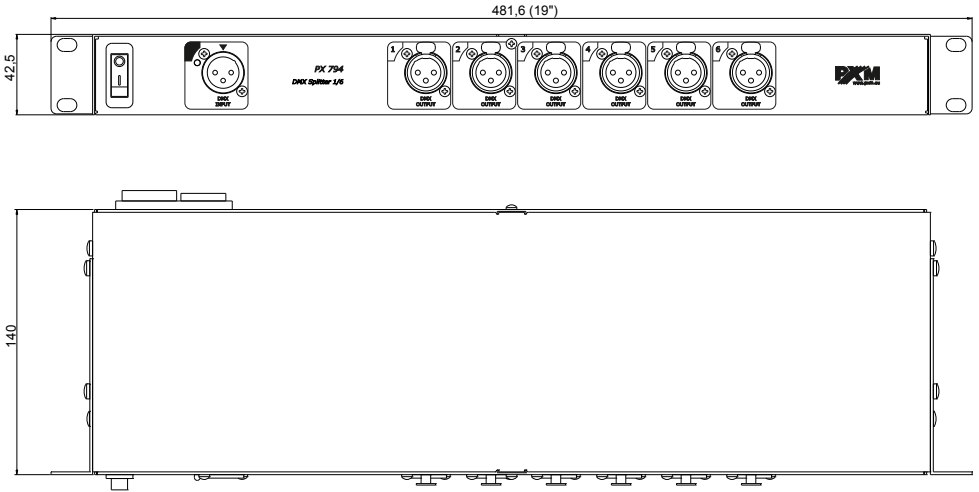
## THE REAR OF THE DEVICE



# 4 Connection scheme



# 5 Dimensions



## 6 Technical data

---

type	PX794
DMX input / output lines	1 / 6
DMX line optical isolation	yes
overvoltage protection	yes
input / output insulation breakdown voltage	>1000V
DMX signal cable type	shielded twisted pair
data cable gauge	22 or 24 AWG
data cable impedance	120 $\Omega$
max. length of a signal cable between devices	500 (for 22 AWG) or 300m (for 24 AWG)
max. number of devices on a single DMX output line	32
DMX output	3-pin locking XLR or 5-pin locking XLR
power supply connector	PowerCON TRUE1 Neutrik
mounting	in a RACK system
power supply	230V AC
power consumption	5W
weight	1.9kg
dimensions	width: 481,6mm (19") height: 42,5mm depth: 140mm

## DECLARATION OF CONFORMITY

PXM Marek Żupnik spółka komandytowa  
Podłęże 654, 32-003 Podłęże

we declare that our product:

*Product name:* Splitter DMX 1/6

*Product code:* PX794

meets the requirements of the following standards, as well as harmonised standards:

PN-EN IEC 63000:2019-01

EN IEC 63000:2018

PN-EN 62368-1:2015-03

EN 62368-1:2014

PN-EN 61000-4-2:2011

EN 61000-4-2:2009

PN-EN IEC 61000-6-1:2019-03

EN IEC 61000-6-1:2019

PN-EN 61000-6-3:2008

EN 61000-6-3:2007

and meets the essential requirements of the following directives:

**2011/65/UE DIRECTIVE OF THE EUROPEAN PARLIAMENT AND OF THE COUNCIL** of 8 June 2011 on the restriction of the use of certain hazardous substances in electrical and electronic equipment  
Text with EEA relevance.

**2014/30/UE DIRECTIVE OF THE EUROPEAN PARLIAMENT AND OF THE COUNCIL** of 26 February 2014 on the harmonisation of the laws of the Member States relating to electromagnetic compatibility (recast)  
Text with EEA relevance.

**2014/35/UE DIRECTIVE OF THE EUROPEAN PARLIAMENT AND OF THE COUNCIL** of 26 February 2014 on the harmonisation of the laws of the Member States relating to the making available on the market of electrical equipment designed for use within certain voltage limits.

  
**Marek Żupnik** spółka komandytowa  
32-003 Podłęże, Podłęże 654  
NIP 677-002-54-53



mgr inż. Marek Żupnik.