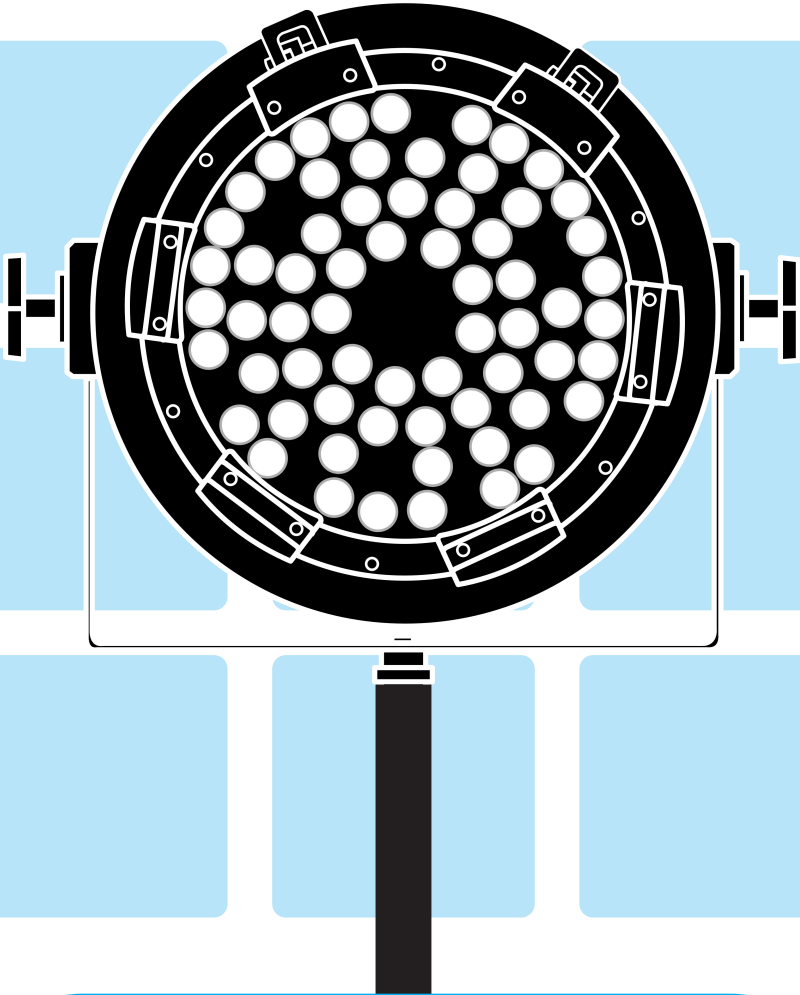




NILA



ARINA 400 DAYLIGHT USER GUIDE



Nila LED light fixtures are intended for indoor use only (unless specified for outdoor use).



Nila LED light fixtures should not be used in ambient temperatures over 50°C (120°F)



Do not use Nila LED light fixtures in wet conditions unless clearly specified for all-weather use. A shock hazard may exist if a fixture is placed directly into water.



Nila LED light fixtures are not suitable for direct mounting on normally flammable surfaces (suitable only for mounting on non-combustible surfaces).



When mounting Nila LED light fixtures for use, make sure the power cable is not stressed or kinked. A shock hazard may exist if the power cable is being stressed due to the mounting of the fixture.



Only connect Nila LED light fixtures to grounded power supplies. Nila LED light fixtures may only be powered by AC power supplies of 90 to 240 volts AC, 50 to 60 hertz (unless specifically noted as DC compatible).



Nila LED light fixtures conform to all applicable CE directives.



Nila LED light fixtures comply with North American safety standards.

RoHS Nila LED light fixtures comply with the Restriction of Hazardous Substances Directive.

This user guide is published by Nila, Inc. without any warranty. Improvements and changes necessitated by typographical errors, inaccuracies of current information, or improvements to programs and/or equipment may be made by Nila, Inc. at any time without notice. Such changes will be incorporated into new editions of this user guide. All rights reserved.

Arina 400 Daylight User Guide Updated July 2023

contents copyright Nila, Inc

Nila is a registered trademark of Nila, Inc

Nila, Inc., 723 West Woodbury Rd., Altadena, CA 91001

WELCOME TO THE NILA FAMILY!

Thank you for purchasing a state of the art LED product from Nila. Take a few moments to read this manual and familiarize yourself with the operations and capabilities of your new LED light fixture.

All LED lights are sustainable, right? Well, maybe not. It depends on the practices of the business behind the product. Nila's business model includes sustainable practices across the board. That includes using reusable and recyclable components, upcycling shipping materials, and offering trade-in options so we can recycle components from any lights you may want to upgrade.

We actively encourage our employees and our customers to be responsible stewards of the planet. Our goal is for everything we produce to be 100% recyclable and/or reusable.

All Nila products are assembled and tested with pride at our Altadena offices, and they're designed to provide a lifetime of reliable service to you. If you happen to encounter a problem with your fixture, please contact us at nila.com/support so we can make it right.

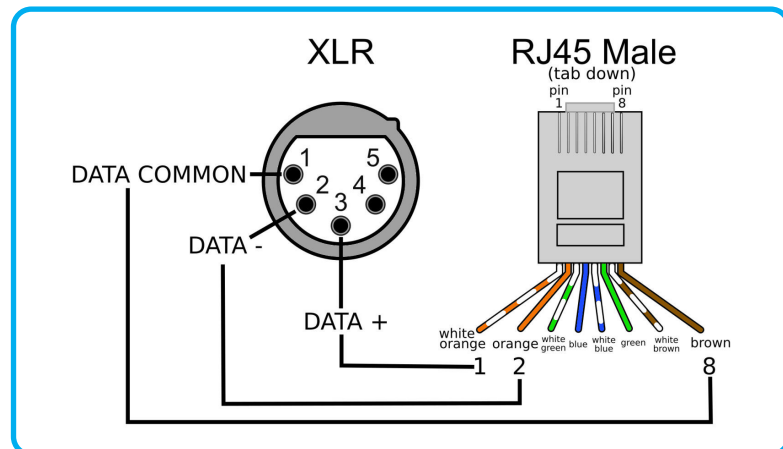
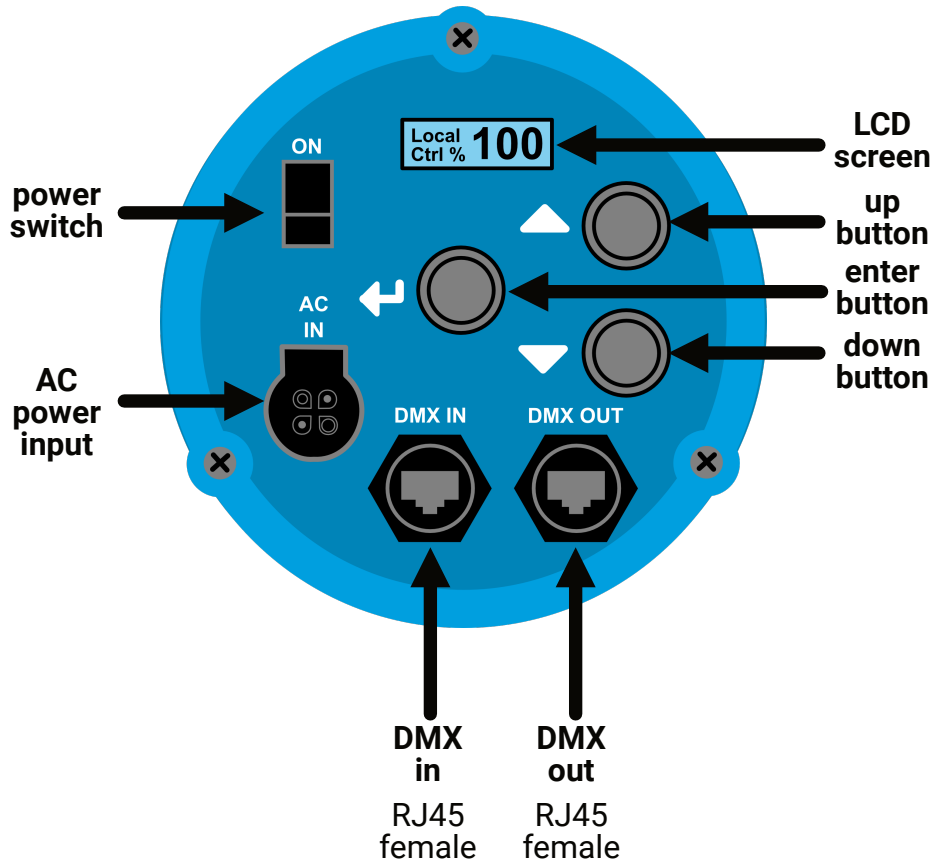
All of us at Nila wish you the very best!

NILA.COM/REGISTER

Protect your investment! While every Nila fixture is built to last a lifetime, there can still be the occasional problem. We stand behind every fixture we build with our iron-clad warranty.

Visit nila.com/register today and register your new Nila fixture for full warranty coverage.

HARDWARE



POWER INPUT OPTIONS



Your Arina 400 light fixture has a universal switching power supply that works with **90-305V AC** input. Make sure that the main power switch is in the OFF position before attaching or removing the power cord from the fixture.

The fixture will work anywhere in the world as long as you use the appropriate plug type for the region. A grounded power source is always necessary for safe operation.

Your Arina 400 light fixture is not designed to be used with external dimmers or batteries.

IMPORTANT: Your Arina 400 fixture is rated IP65. That means it's dust tight as well as water tight against low pressure water spray (i.e. - precipitation).

Under no circumstances should your fixture be submerged. Submersion will create a shock hazard.

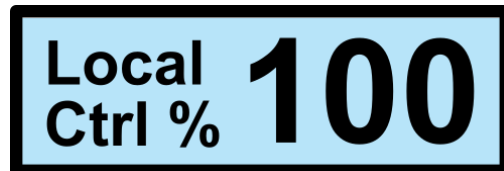
CONTROL MODES

There are two modes for controlling your Arina 400 light fixture. On power up, the LCD screen on the rear of the fixture will display the startup screen with the software version number, followed by the control mode that the fixture was in when it was last switched off.



The two operating modes are **Local Control Mode** and **DMX Control Mode**. Press the ENTER button to switch between the two.

LOCAL CONTROL MODE



Local Control Mode provides local dimming control of each individual fixture. To change the intensity of a fixture's light output, press the UP or DOWN ARROW on the rear of the fixture. The LCD screen will display the intensity of the output from 0 to 100%.

DMX CONTROL MODE

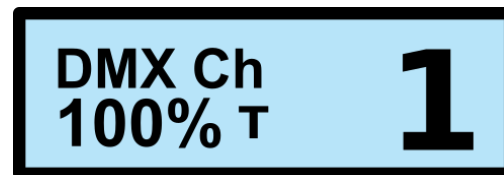
DMX Control Mode allows for remote dimming control of individual fixtures. This mode requires input from a DMX control system using an RJ45 cable or adapter. 5-pin XLR to RJ45 adapters are available from all Nila dealers. The part number is ND16CBC-4.



DMX Control Mode allows for each fixture to be addressed to a single control channel between 1 and 512. These addresses correspond to those of a DMX control device. When there is a valid DMX signal present, the LCD screen will display the fixture's current channel setting and output level. If there is no DMX signal present, the LCD screen will read "No Signal"

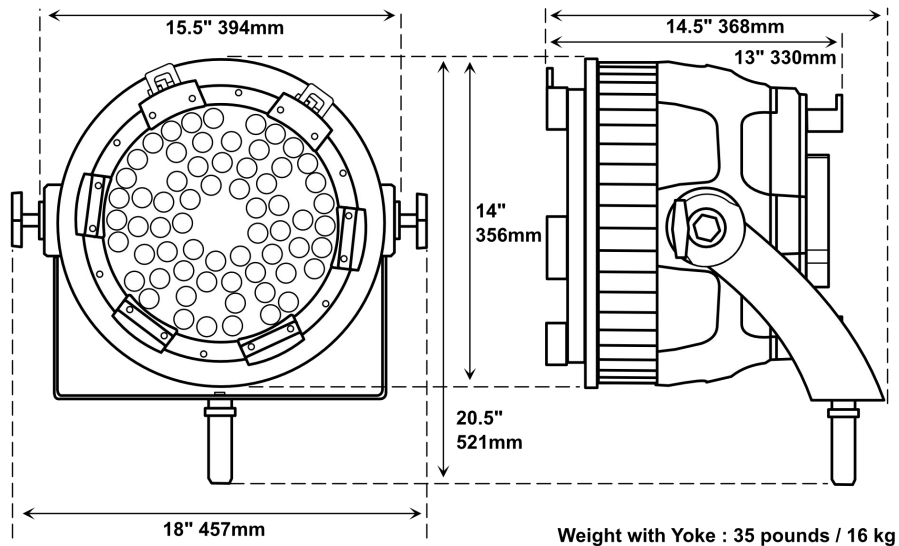


To change the DMX channel, press the ENTER BUTTON to switch to DMX Control Mode. The Select Channel screen will appear. Use the UP and DOWN ARROWS to select a DMX channel. Once a channel has been set, the display will return to the DMX Control Mode screen. The channel is now written to memory and will not change even if the fixture is powered off and disconnected from power.



When in **DMX Control Mode**, the last light in any chain will display a "T" on its display next to the output percentage. This indicates that the control signal terminates at that light fixture. If more than one fixture in a chain displays a "T", then there is a faulty cable or fixture in that chain.

DIMENSIONS



SPECIFICATIONS

OUTPUT

light output: 48,000 lumens (120 per watt)
color (CCT): 5,600°K
beam angle: 10°, 20°, 30°, 40°, 60°, 10° x 60°
optics type: polycarbonate lenses
optical efficiency: 92%
UV output: none
color spectrum: continuous
CRI: Ra84
dim range: 0-100% (on board dimmer)
stroboscopic flicker: <0.00001%
LED type: SMD

INPUT

input voltage : 90-305 Volts AC
input current: 3.3 Amps at 120 volts
system watts: 400
power factor: >0.93
control network: wired RDM DMX512

HARDWARE

net weight: 35 lbs. (16 kg)
operating temperature: -22°F to +122°F (-30°C to +50°C)
housing construction: cold forged aluminum alloy
finish: EPD & powder coat w/anti-corrosion
finish certification: 1,000 hour salt spray testing
face material: acrylic
IP rating: 65
light source: high-efficiency LEDs
projected lifespan: >50,000 hours
cooling: convection (no fans)
certs: CE, CB, RoHS, ETL, SAA, EMC
country of origin: USA
warranty period: limited lifetime

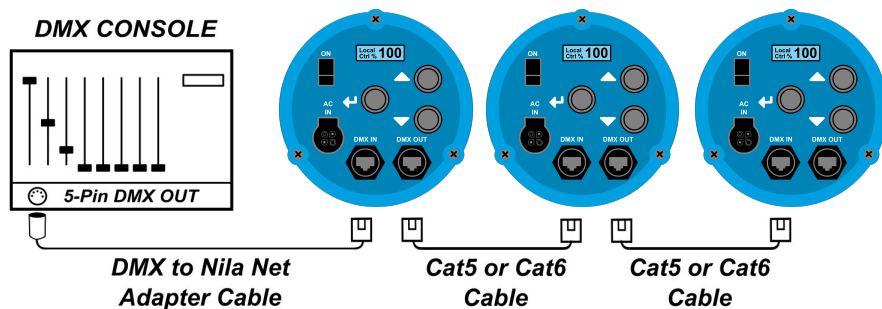
DMX CONFIGURATIONS

The examples presented below require all of the controlled fixtures to be in **DMX Control Mode**.

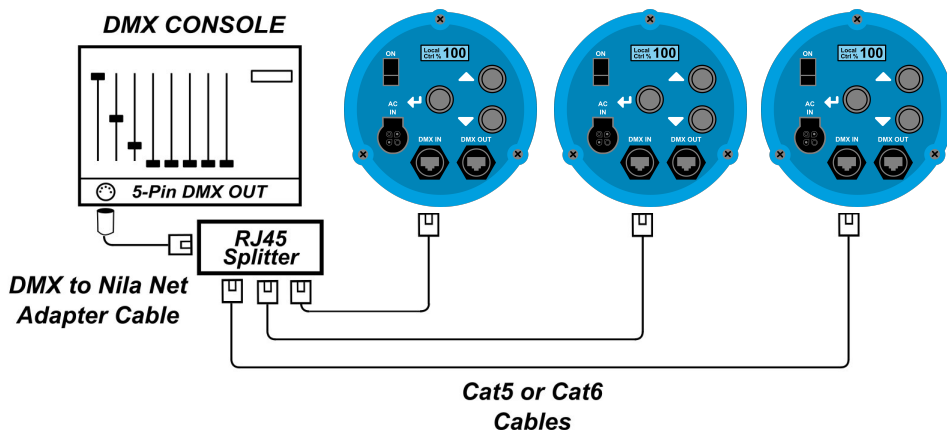
The Arina 400 can be controlled by any standard DMX control console. If your console outputs to 3 or 5 pin XLR cables, RJ45 adapters are available from all Nila dealers. The part number is ND16CBC-4.

Each fixture can be assigned its own channel or controlled together on a single channel.

USING A DMX CONTROL CONSOLE (in series)



USING A DMX CONTROL CONSOLE (in parallel)



When connecting fixtures in parallel, every fixture will display a "T" on its screen indicating that the control signal terminates at each fixture.

LIMITED LIFETIME WARRANTY

Nila, Inc. ("Nila") guarantees its light fixtures against defects in workmanship for the lifetime of the product.

Nila will either repair or replace any defective product, at our sole discretion. To the extent permitted by law, this shall be the sole and exclusive remedy of the purchaser. Nila reserves the right to determine whether the equipment manufactured by Nila is defective.

This warranty does not cover accessories. All warranty claims of any nature are barred if the product has been altered, damaged or in any way physically changed, or subjected to abuse, misuse, negligence or accident. Damage due to normal wear and tear is not covered by the warranty.

Nila disclaims any liability for damage to products, adapters, other property, or personal injury resulting in whole or in part, from improper installation or use of its products. In no event shall Nila be liable for any indirect, punitive, incidental or consequential damages, regardless of whether a claim for such damages is based on warranty, contract, negligence or otherwise, nor shall Nila's liability to the purchaser for damages exceed the purchase price of the product in respect of which damages are claimed.

Any warranty claims shall be made by the purchaser as soon as practicable. The purchaser must obtain a Return Merchandise Authorization (RMA) number from Nila prior to returning any product, and is responsible for paying for all warranty freight costs. To make a warranty claim, the original purchaser must contact Nila through the contact form available at <http://nila.com/support> to obtain an RMA. Some products may be field repairable. You must contact Nila before returning any products.

If Nila determines that any returned product is not defective, within the terms of this warranty, the purchaser shall pay Nila all costs of handling, return freight and repairs at Nila's prevailing rates. All warranty shipments must be pre-paid and insured. Nila is not liable for lost in-bound packages.



<https://www.nila.com>

FACTORY
OUTLET

<https://www.nilaoutlet.com>



info@nila.tv



<https://linkedin.com/company/nila-lighting>



<https://www.instagram.com/nilaledlighting>



<https://www.facebook.com/nilainc>



<https://www.youtube.com/nilaled>