

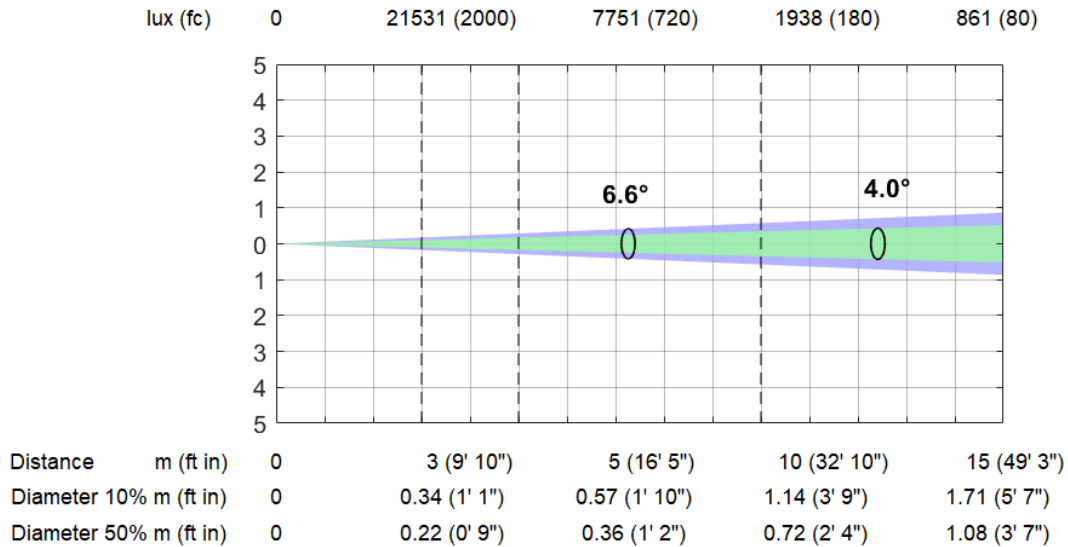
\*Lumen values detected with integrating sphere

Key Diameter 10%-50%: beam diameter for 10% and 50% of maximum illumination.

### Minimum Zoom

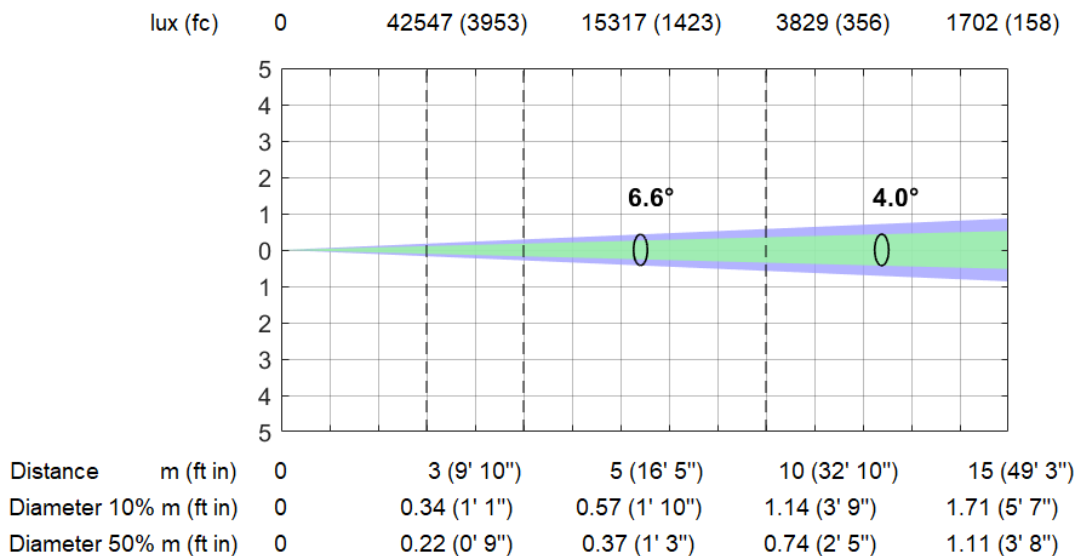
#### RED (Auto Fan mode) (6.6° 10% - 4° 50%)

**Total Output: 1155 lumens**



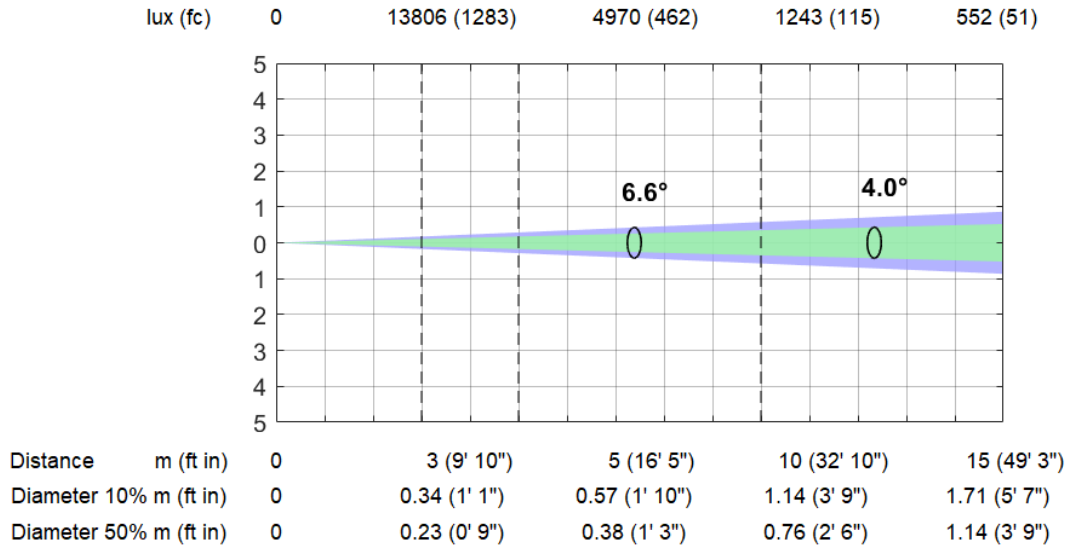
#### GREEN (Auto Fan mode) (6.6° 10% - 4° 50%)

**Total Output: 2355 lumens**



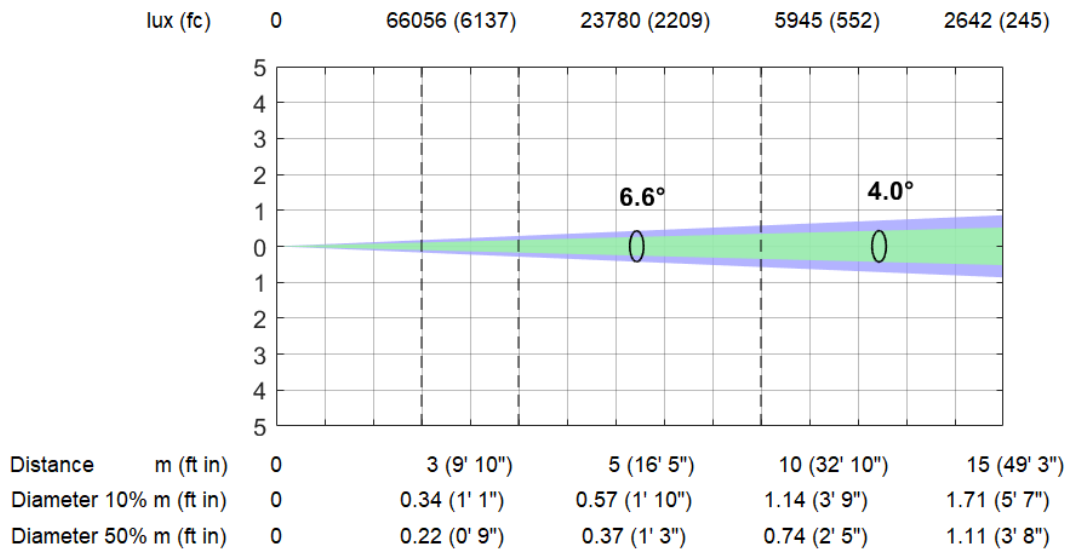
### BLUE (Auto Fan mode) (6.6° 10% - 4° 50%)

**Total Output: 784 lumens**



### WHITE (Auto Fan mode) (6.6° 10% - 4° 50%)

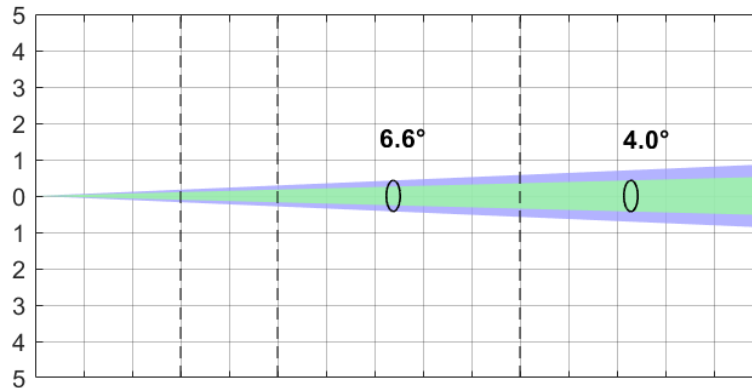
**Total Output: 3682 lumens**



### FULL COLOR (Auto Fan mode) (6.6° 10% - 4° 50%)

**Total Output: 5872 lumens**

lux (fc)    0            105833 (9832)    38100 (3540)    9525 (885)    4233 (393)

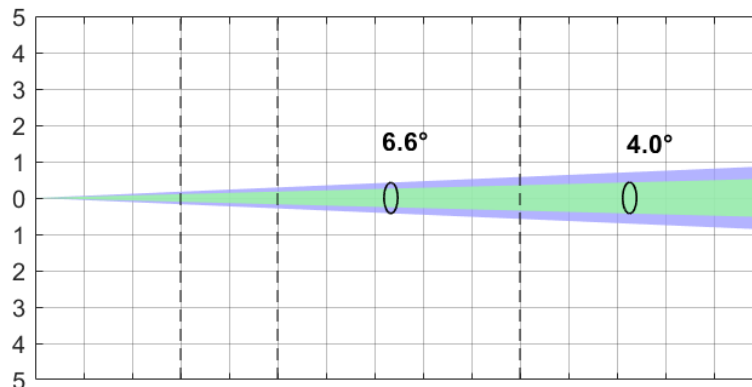


|              |           |   |              |               |              |              |
|--------------|-----------|---|--------------|---------------|--------------|--------------|
| Distance     | m (ft in) | 0 | 3 (9' 10")   | 5 (16' 5")    | 10 (32' 10") | 15 (49' 3")  |
| Diameter 10% | m (ft in) | 0 | 0.34 (1' 1") | 0.57 (1' 10") | 1.14 (3' 9") | 1.71 (5' 7") |
| Diameter 50% | m (ft in) | 0 | 0.22 (0' 9") | 0.37 (1' 3")  | 0.74 (2' 5") | 1.11 (3' 8") |

### FULL COLOR (SLN Fan mode) (6.6° 10% - 4° 50%)

**Total Output: 4139 lumens**

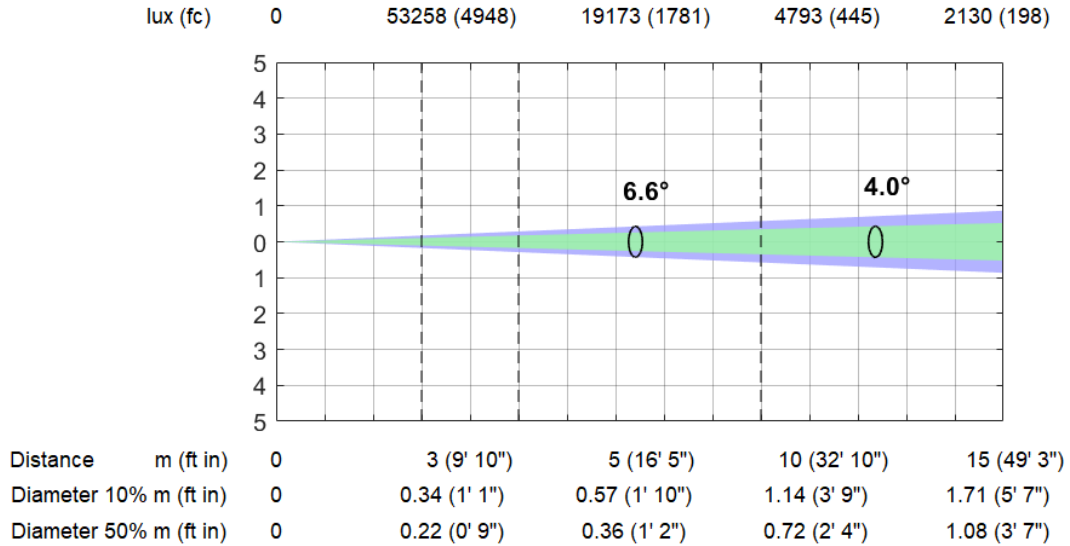
lux (fc)    0            74175 (6891)    26703 (2481)    6676 (620)    2967 (276)



|              |           |   |              |               |              |              |
|--------------|-----------|---|--------------|---------------|--------------|--------------|
| Distance     | m (ft in) | 0 | 3 (9' 10")   | 5 (16' 5")    | 10 (32' 10") | 15 (49' 3")  |
| Diameter 10% | m (ft in) | 0 | 0.34 (1' 1") | 0.57 (1' 10") | 1.14 (3' 9") | 1.71 (5' 7") |
| Diameter 50% | m (ft in) | 0 | 0.22 (0' 9") | 0.37 (1' 3")  | 0.74 (2' 5") | 1.11 (3' 8") |

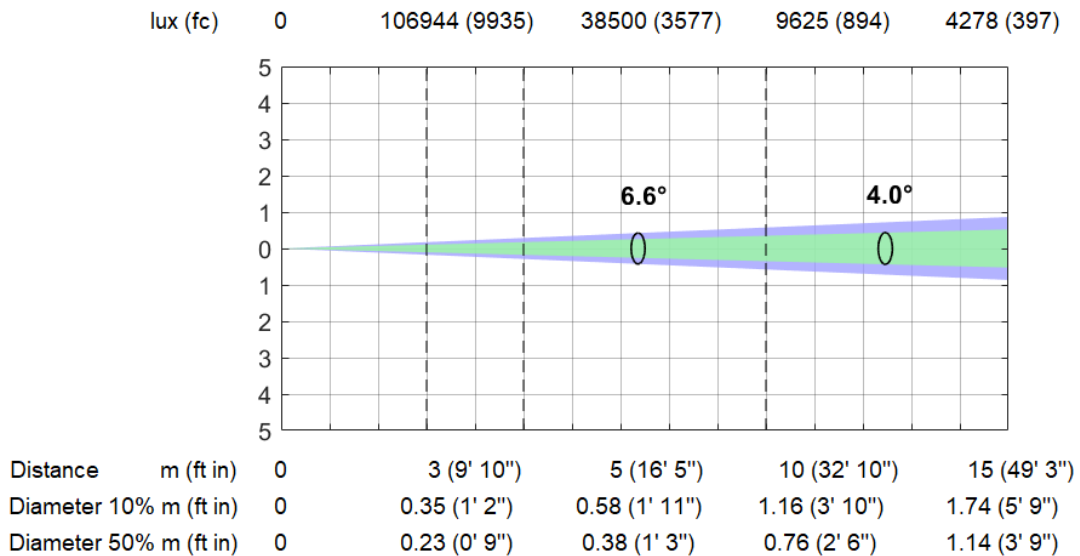
### FULL COLOR (Theatre Fan mode) (6.6° 10% - 4° 50%)

**Total Output: 2907 lumens**



### FULL COLOR (Constant Fan mode) (6.6° 10% - 4° 50%)

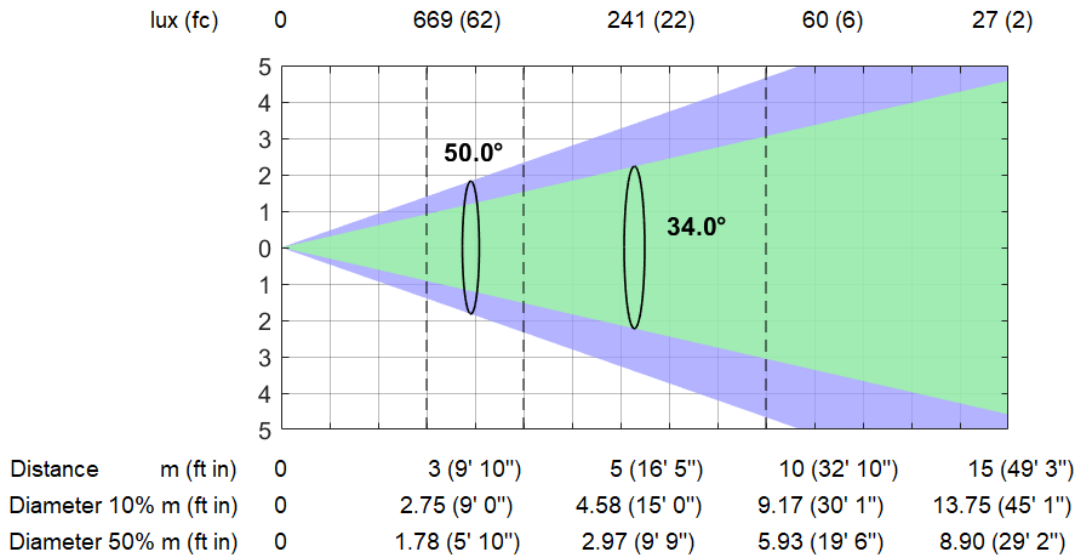
**Total Output: 6212 lumens**



### Maximum Zoom

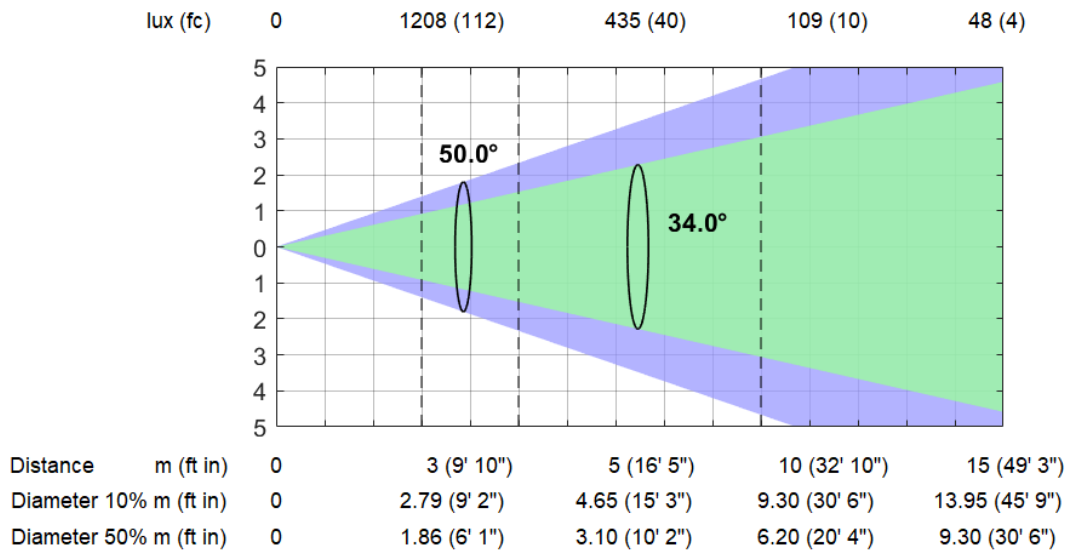
#### RED (Auto Fan mode) (50° 10% - 34° 50%)

**Total Output: 2337 lumens**



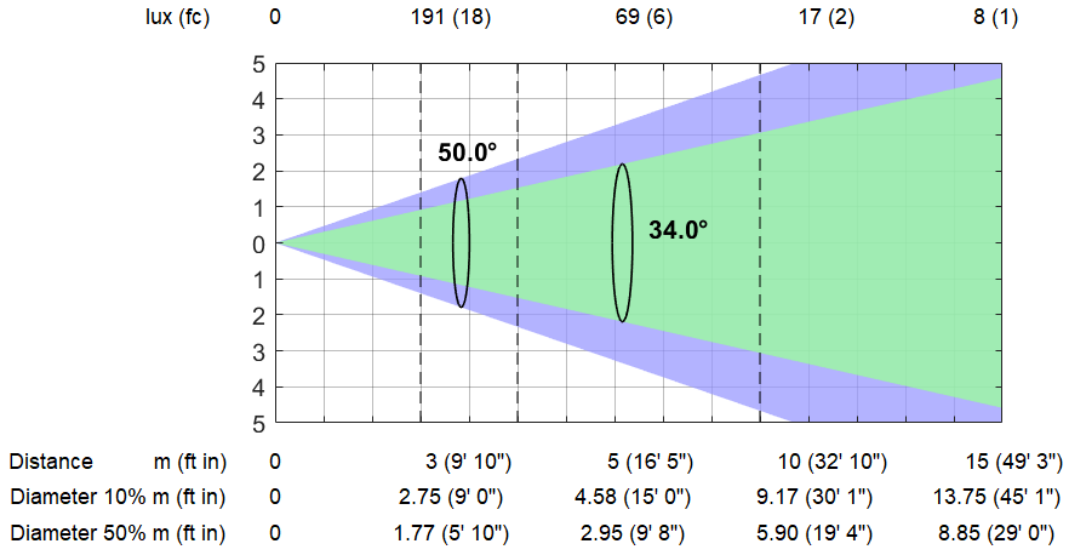
#### GREEN (Auto Fan mode) (50° 10% - 34° 50%)

**Total Output: 4602 lumens**



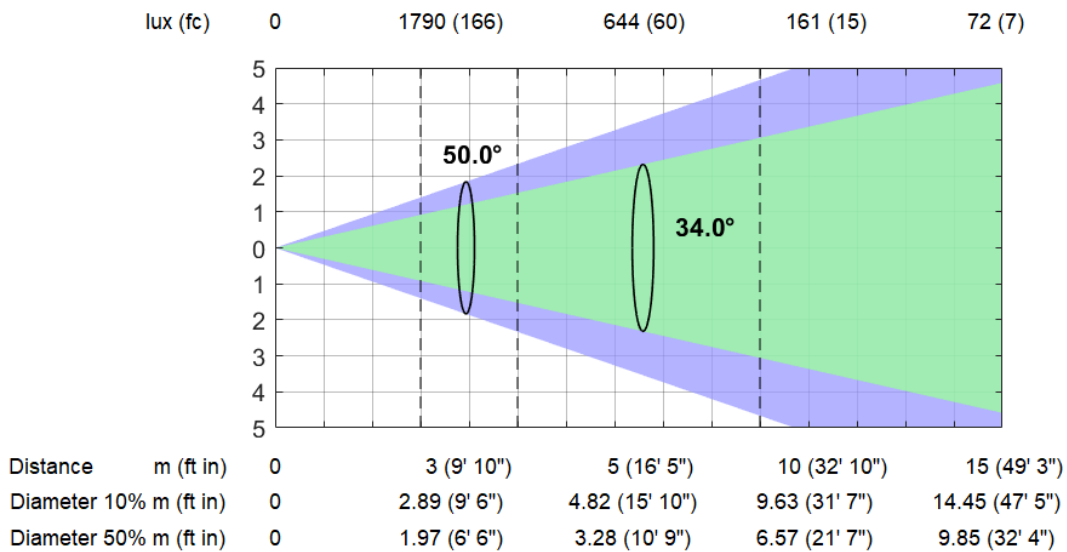
### BLUE (Auto Fan mode) (50° 10% - 34° 50%)

**Total Output: 658 lumens**



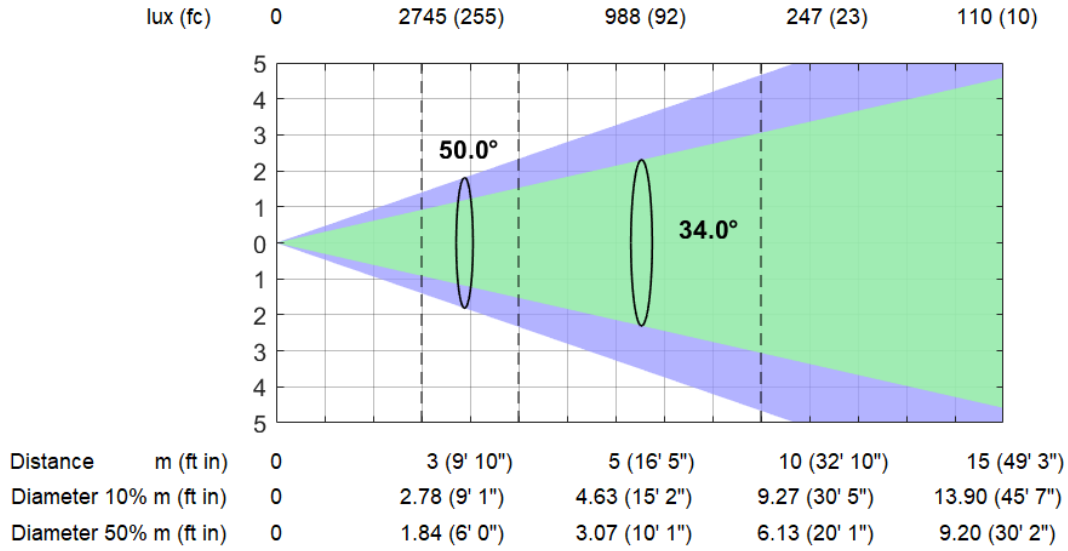
### WHITE (Auto Fan mode) (50° 10% - 34° 50%)

**Total Output: 7525 lumens**



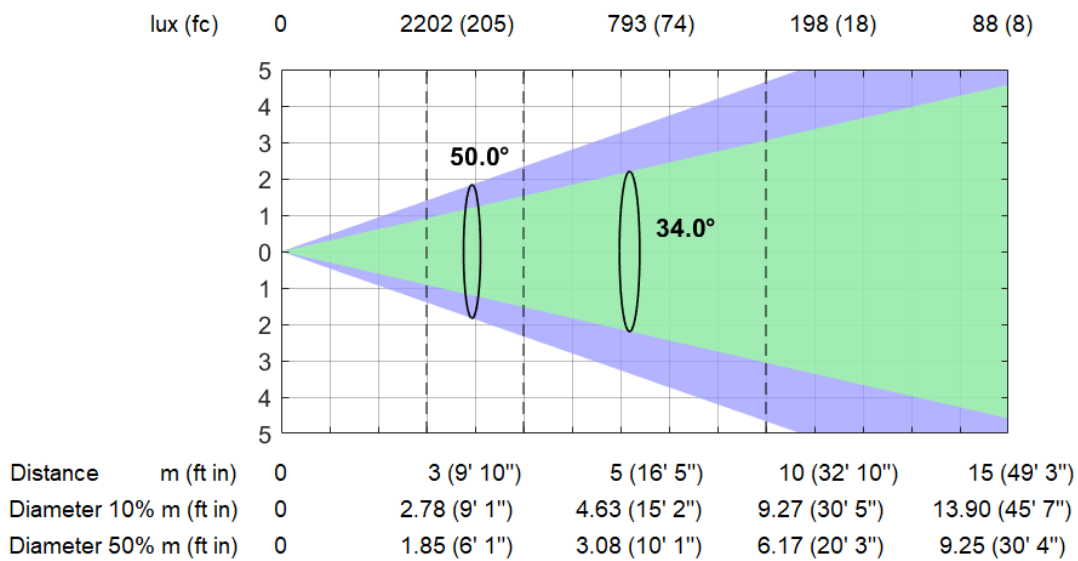
### FULL COLOR (Auto Fan mode) (50° 10% - 34° 50%)

**Total Output: 10279 lumens**



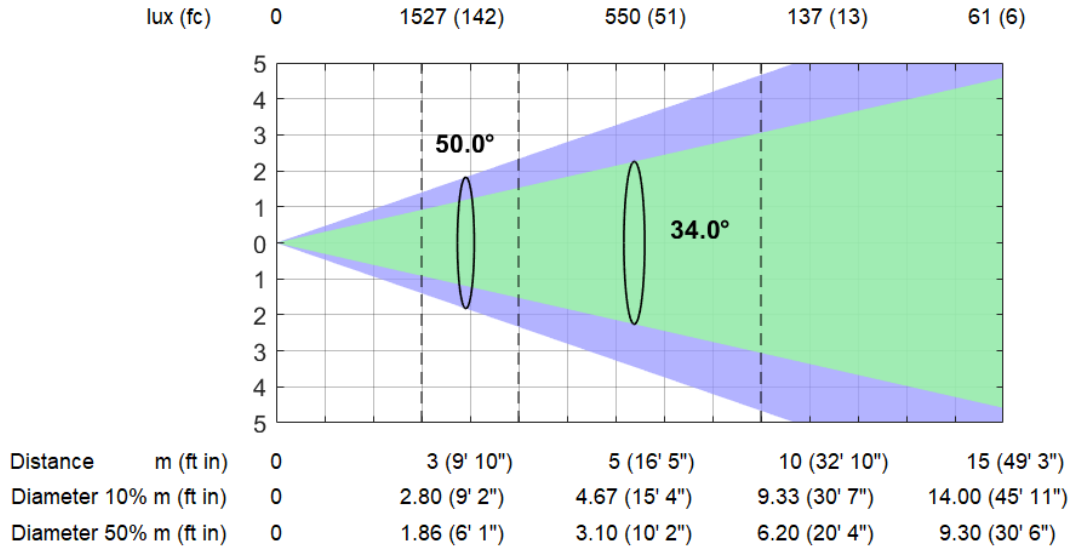
### FULL COLOR (SLN Fan mode) (50° 10% - 34° 50%)

**Total Output: 8304 lumens**



### FULL COLOR (Theatre Fan mode) (50° 10% - 34° 50%)

**Total Output: 5797 lumens**



### FULL COLOR (Constant Fan mode) (50° 10% - 34° 50%)

**Total Output: 11401 lumens**

