

MAVERICK FORCE 3 PROFILE

PHOTOMETRICS REPORT



Table of Contents

Introduction	1
Testing Process	1
Total Illuminance Measurements.....	1
Testing Lab Equipment and Process.....	1
Photometrics & Chromaticity Reports	2
Full Flood - Full Power	3
Report Summary.....	3
Overall Measurement.....	3
Beam Details.....	4
ISO Diagrams.....	5
Chromaticity.....	6
TM-30 Details.....	7
Full Flood - Full Power - Auto	8
Report Summary.....	8
Overall Measurement.....	8
Beam Details.....	9
ISO Diagrams.....	10
Chromaticity.....	11
TM-30 Details.....	12
Full Flood - Full Power - ECO	13
Report Summary.....	13
Overall Measurement.....	13
Beam Details.....	14
ISO Diagrams.....	15
Chromaticity.....	16
TM-30 Details.....	17
Full Flood - Full Power - TV25	18
Report Summary.....	18
Overall Measurement.....	18
Beam Details.....	19
ISO Diagrams.....	20
Chromaticity.....	21
TM-30 Details.....	22
Full Flood - Full Power - TV25 - Stable	23
Report Summary.....	23
Overall Measurement.....	23

Beam Details	24
ISO Diagrams	25
Chromaticity.....	26
TM-30 Details	27
Full Flood - Full Power - TV35	28
Report Summary.....	28
Overall Measurement.....	28
Beam Details	29
ISO Diagrams	30
Chromaticity.....	31
TM-30 Details	32
Full Flood - Full Power - TV35 - Stable.....	33
Report Summary.....	33
Overall Measurement.....	33
Beam Details	34
ISO Diagrams	35
Chromaticity.....	36
TM-30 Details	37
Full Spot - Full Power	38
Report Summary.....	38
Overall Measurement.....	38
Beam Details	39
ISO Diagrams	40
Chromaticity.....	41
TM-30 Details	42
Full Spot - Full Power - Auto.....	43
Report Summary.....	43
Overall Measurement.....	43
Beam Details	44
ISO Diagrams	45
Chromaticity.....	46
TM-30 Details	47
Full Spot - Full Power - ECO	48
Report Summary.....	48
Overall Measurement.....	48
Beam Details	49
ISO Diagrams	50
Chromaticity.....	51

TM-30 Details	52
Full Spot - Full Power - TV25	53
Report Summary.....	53
Overall Measurement.....	53
Beam Details.....	54
ISO Diagrams	55
Chromaticity.....	56
TM-30 Details	57
Full Spot - Full Power - TV25 - Stable.....	58
Report Summary.....	58
Overall Measurement.....	58
Beam Details.....	59
ISO Diagrams	60
Chromaticity.....	61
TM-30 Details	62
Full Spot - Full Power - TV35	63
Report Summary.....	63
Overall Measurement.....	63
Beam Details.....	64
ISO Diagrams	65
Chromaticity.....	66
TM-30 Details	67
Full Spot - Full Power - TV35 - Stable.....	68
Report Summary.....	68
Overall Measurement.....	68
Beam Details.....	69
ISO Diagrams	70
Chromaticity.....	71
TM-30 Details	72
50% Zoom - Full Power	73
Report Summary.....	73
Overall Measurement.....	73
Beam Details.....	74
ISO Diagrams	75
Chromaticity.....	76
TM-30 Details	77
50% Zoom - Full Power - Auto	78
Report Summary.....	78

Overall Measurement.....	78
Beam Details.....	79
ISO Diagrams.....	80
Chromaticity.....	81
TM-30 Details.....	82
50% Zoom - Full Power - ECO.....	83
Report Summary.....	83
Overall Measurement.....	83
Beam Details.....	84
ISO Diagrams.....	85
Chromaticity.....	86
TM-30 Details.....	87
50% Zoom - Full Power - Cyan.....	88
Report Summary.....	88
Overall Measurement.....	88
Beam Details.....	89
ISO Diagrams.....	90
Chromaticity.....	91
TM-30 Details.....	92
50% Zoom - Full Power - Magenta.....	93
Report Summary.....	93
Overall Measurement.....	93
Beam Details.....	94
ISO Diagrams.....	95
Chromaticity.....	96
TM-30 Details.....	97
50% Zoom - Full Power - Yellow.....	98
Report Summary.....	98
Overall Measurement.....	98
Beam Details.....	99
ISO Diagrams.....	100
Chromaticity.....	101
TM-30 Details.....	102
50% Zoom - Full Power - 3200K.....	103
Report Summary.....	103
Overall Measurement.....	103
Beam Details.....	104
ISO Diagrams.....	105

Chromaticity.....	106
TM-30 Details	107
50% Zoom - Full Power - 4000K.....	108
Report Summary.....	108
Overall Measurement.....	108
Beam Details.....	109
ISO Diagrams	110
Chromaticity.....	111
TM-30 Details	112
50% Zoom - Full Power - 5600K.....	113
Report Summary.....	113
Overall Measurement.....	113
Beam Details.....	114
ISO Diagrams	115
Chromaticity.....	116
TM-30 Details	117
50% Zoom - Full Power - 6500K.....	118
Report Summary.....	118
Overall Measurement.....	118
Beam Details.....	119
ISO Diagrams	120
Chromaticity.....	121
TM-30 Details	122
50% Zoom - Full Power - TV25	123
Report Summary.....	123
Overall Measurement.....	123
Beam Details.....	124
ISO Diagrams	125
Chromaticity.....	126
TM-30 Details	127
50% Zoom - Full Power - TV25 - Stable	128
Report Summary.....	128
Overall Measurement.....	128
Beam Details.....	129
ISO Diagrams	130
Chromaticity.....	131
TM-30 Details	132
50% Zoom - Full Power - TV35	133

Report Summary.....	133
Overall Measurement.....	133
Beam Details.....	134
ISO Diagrams	135
Chromaticity.....	136
TM-30 Details	137
50% Zoom - Full Power - TV35 - Stable	138
Report Summary.....	138
Overall Measurement.....	138
Beam Details.....	139
ISO Diagrams	140
Chromaticity.....	141
TM-30 Details	142
50% Zoom - Full Power - CRI	143
Report Summary.....	143
Overall Measurement.....	143
Beam Details.....	144
ISO Diagrams	145
Chromaticity.....	146
TM-30 Details	147
50% Zoom - Full Power - CRI - Auto	148
Report Summary.....	148
Overall Measurement.....	148
Beam Details.....	149
ISO Diagrams	150
Chromaticity.....	151
TM-30 Details	152
50% Zoom - Full Power - CRI - ECO	153
Report Summary.....	153
Overall Measurement.....	153
Beam Details.....	154
ISO Diagrams	155
Chromaticity.....	156
TM-30 Details	157
50% Zoom- Full Power - CRI - TV25	158
Report Summary.....	158
Overall Measurement.....	158
Beam Details.....	159

ISO Diagrams	160
Chromaticity.....	161
TM-30 Details	162
50% Zoom- Full Power - CRI - TV35	163
Report Summary.....	163
Overall Measurement.....	163
Beam Details.....	164
ISO Diagrams	165
Chromaticity.....	166
TM-30 Details	167
50% Zoom - Full Power - CTB.....	168
Report Summary.....	168
Overall Measurement.....	168
Beam Details.....	169
ISO Diagrams	170
Chromaticity.....	171
TM-30 Details	172
50% Zoom - Full Power - CTB - Auto	173
Report Summary.....	173
Overall Measurement.....	173
Beam Details.....	174
ISO Diagrams	175
Chromaticity.....	176
TM-30 Details	177
50% Zoom - Full Power - CTB - ECO.....	178
Report Summary.....	178
Overall Measurement.....	178
Beam Details.....	179
ISO Diagrams	180
Chromaticity.....	181
TM-30 Details	182
50% Zoom - Full Power - CTB - TV25	183
Report Summary.....	183
Overall Measurement.....	183
Beam Details.....	184
ISO Diagrams	185
Chromaticity.....	186
TM-30 Details	187

50% Zoom - Full Power - CTB - TV35	188
Report Summary.....	188
Overall Measurement.....	188
Beam Details	189
ISO Diagrams	190
Chromaticity.....	191
TM-30 Details	192
50% Zoom - Full Power - CTO	193
Report Summary.....	193
Overall Measurement.....	193
Beam Details	194
ISO Diagrams	195
Chromaticity.....	196
TM-30 Details	197
50% Zoom - Full Power - CTO - Auto	198
Report Summary.....	198
Overall Measurement.....	198
Beam Details	199
ISO Diagrams	200
Chromaticity.....	201
TM-30 Details	202
50% Zoom - Full Power - CTO - ECO	203
Report Summary.....	203
Overall Measurement.....	203
Beam Details	204
ISO Diagrams	205
Chromaticity.....	206
TM-30 Details	207
50% Zoom - Full Power - CTO - TV25	208
Report Summary.....	208
Overall Measurement.....	208
Beam Details	209
ISO Diagrams	210
Chromaticity.....	211
TM-30 Details	212
50% Zoom - Full Power - CTO - TV35	213
Report Summary.....	213
Overall Measurement.....	213

Beam Details.....	214
ISO Diagrams	215
Chromaticity.....	216
TM-30 Details	217
Contact Us.....	218

Testing Process

Total Illuminance Measurements

Illuminance is measured using the Viso Systems LabSpion[®], which takes multiple measurements across a light beam to calculate the total delivered lumens, beam, and field of a product. These values can be described as the empirical output of the product as it projects from the lens or lenses. All photometric data contained in this report are obtained from the actual illuminance of the tested Chauvet light source and are never theoretical values derived from calculations.

Testing Lab Equipment and Process

The Chauvet headquarters in Sunrise, Florida has a climate- and light-controlled photometric testing laboratory where Chauvet products are analyzed and photometric data are measured using the Viso Systems LabSpion[®] light measurement solution.

This system includes a spectrometer sensor, which measures the precise light and color output of the fixture, and a two-axis goniometer, which rotates the product to allow for multi-angle and multi-directional measurement. The Viso Light Inspector software then collects and summarizes the data. From the data gathered, the software can also measure the beam and field angles, accurate color temperature, color quality, and illuminance at multiple distances. The custom-built, Chauvet-specific template presents this information in the photometric and chromaticity reports that follow.

IES (Illuminating Engineering Society) files, an industry-standard file format, are also generated from each test for easy distribution of photometric data.

Several light meters are also used for specific products or to recheck for precision. Accuracy is verified using one or more of the devices listed below:

- Sekonic SpectroMaster C-700-U
- EXTECH HD450 Datalogging Heavy Duty Light Meter
- Asensetek Essence Lighting Passport

To ensure accurate measurements in every photometric or chromaticity test, Chauvet routinely calibrates the LabSpion[®] system every six months as recommended by Viso Systems.

MAVERICK FORCE 3 PROFILE

Photometrics & Chromaticity Reports

Photometric & Chromaticity Report

Maverick Force 3 Profile V2: Full Flood - Full Power

Report Summary

Measurements

Fixture Output: 43927 lm
Fixture Peak: 86061 cd
Fixture Efficacy: n/a lm/W
Intensity @ 5m: 3442 lux
Color Temperature: 7317 K
CRI: 70.8 CRI R9 Value: -24.9
CQS: 69.9
TLCI: 48
TM-30 Rf: 70.8
TM-30 Rg: 95.4
Beam Angle (50%): 46.8°
Field Angle (10%): 51.4°
Cutoff Angle (3%): 52.5°

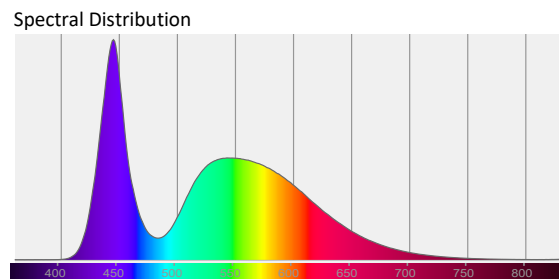
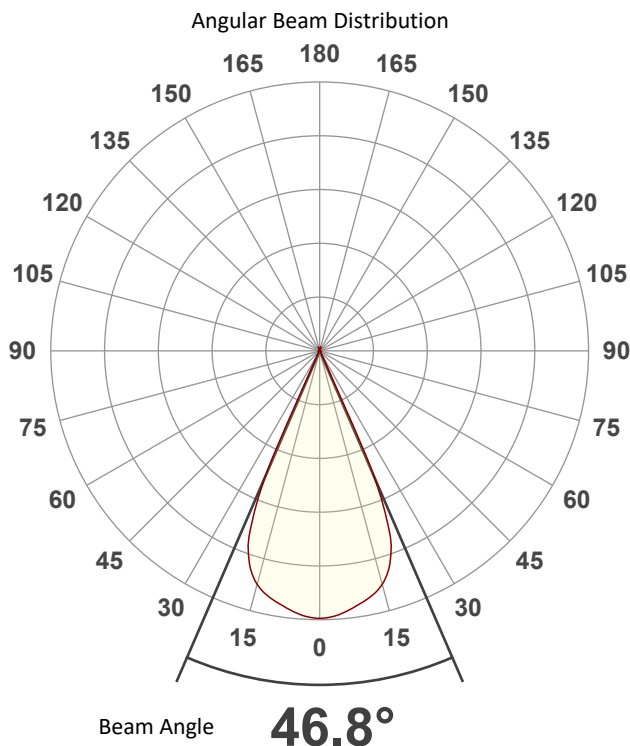


Conditions

AC Supply: 117 V, 60 Hz
Power: n/a W
Current: 0.000 A
Power Factor: n/a

This data sheet conforms to American National Standard E1.9 – 2007 (R2017). All data was measured and calculated by a Viso Systems LabSpion Goniometer at the Chauvet PD Optics Laboratory in Sunrise, FL on 4/17/2023 to LM-63-2002 Standards.

Overall Measurement



Tested Color (CIE 1931):
X: 0.302
Y: 0.315

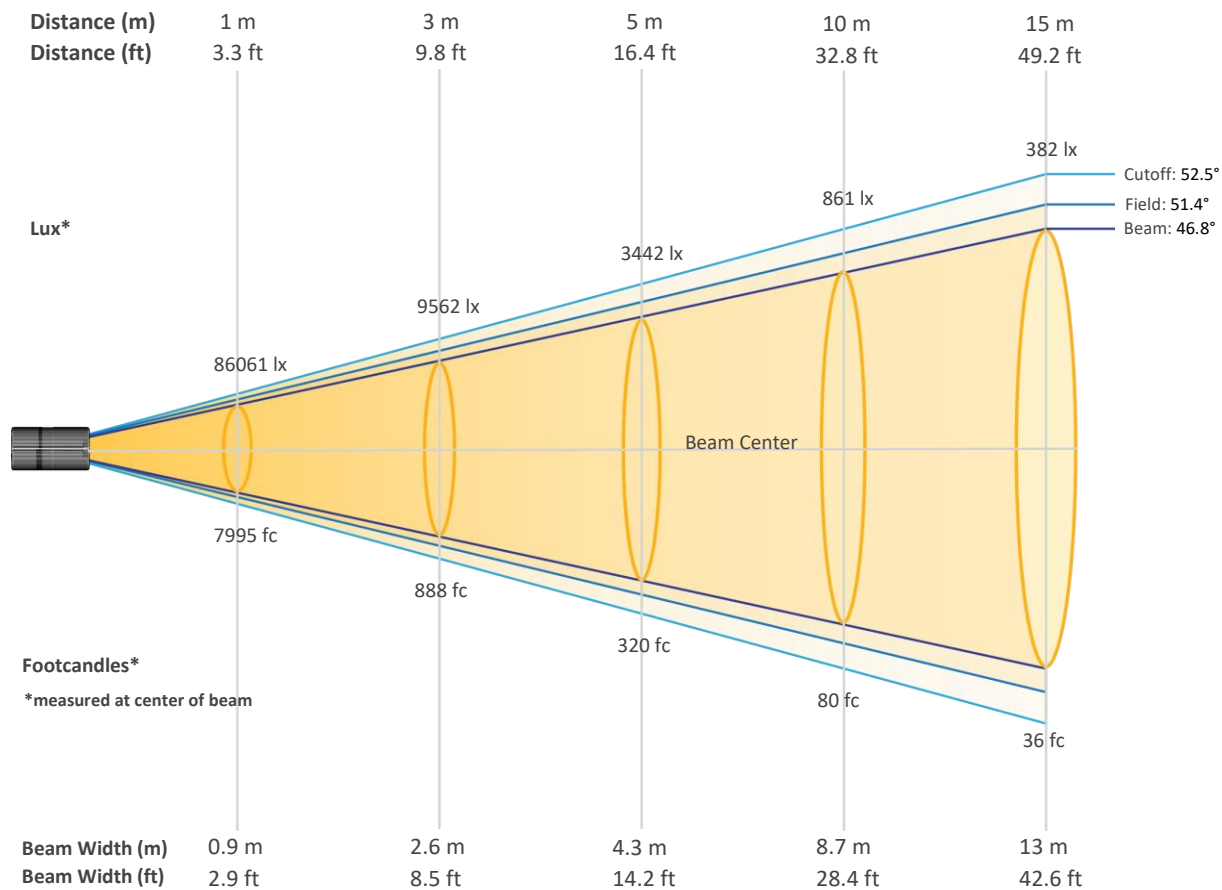
Light Quality
CRI: 70.8

Color Temperature
7317 K

Photometric & Chromaticity Report

Maverick Force 3 Profile V2: Full Flood - Full Power

Beam Details

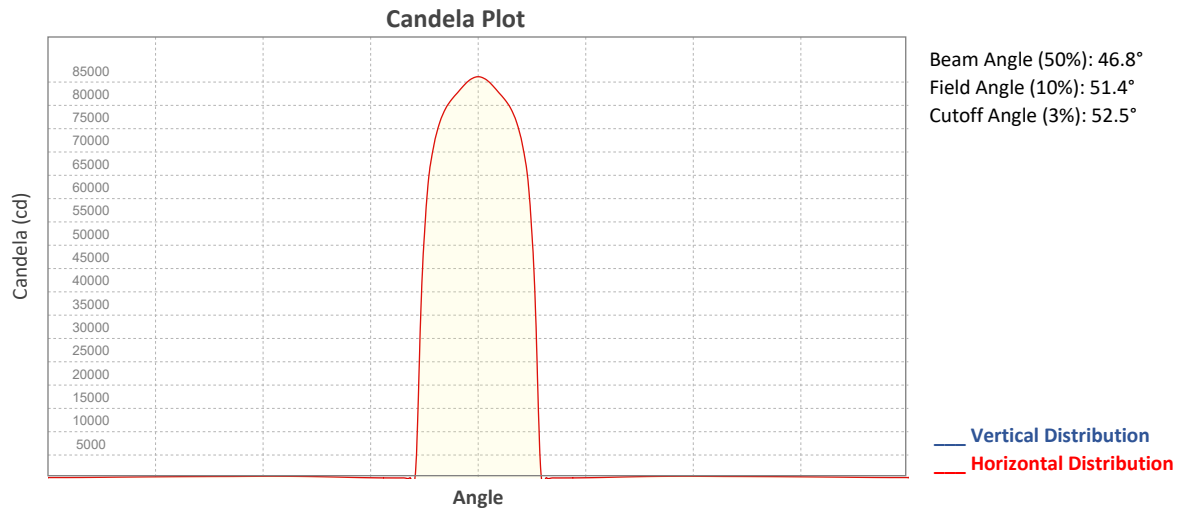


Beam Intensities from 1-20m (3.3-65.6ft)

Distance	1m	2m	3m	4m	5m	6m	7m	8m	9m	10m
Lux	86061	21515	9562	5379	3442	2391	1756	1345	1062	861
Distance	11m	12m	13m	14m	15m	16m	17m	18m	19m	20m
Lux	711	598	509	439	382	336	298	266	238	215
Distance	3.3ft	6.6ft	9.8ft	13.1ft	16.4ft	19.7ft	23ft	26.2ft	29.5ft	32.8ft
FC	7995	1999	888	500	320	222	163	125	99	80
Distance	36.1ft	39.4ft	42.7ft	45.9ft	49.2ft	52.5ft	55.8ft	59.1ft	62.3ft	65.6ft
FC	66	56	47	41	36	31	28	25	22	20

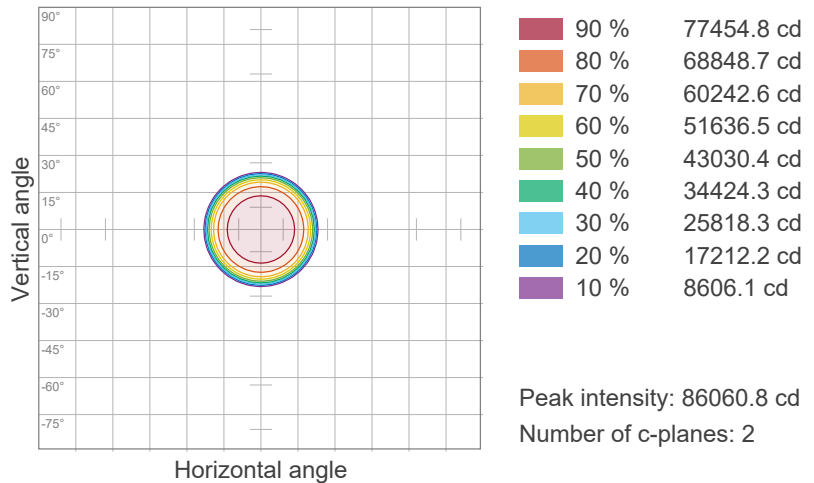
Photometric & Chromaticity Report

Maverick Force 3 Profile V2: Full Flood - Full Power

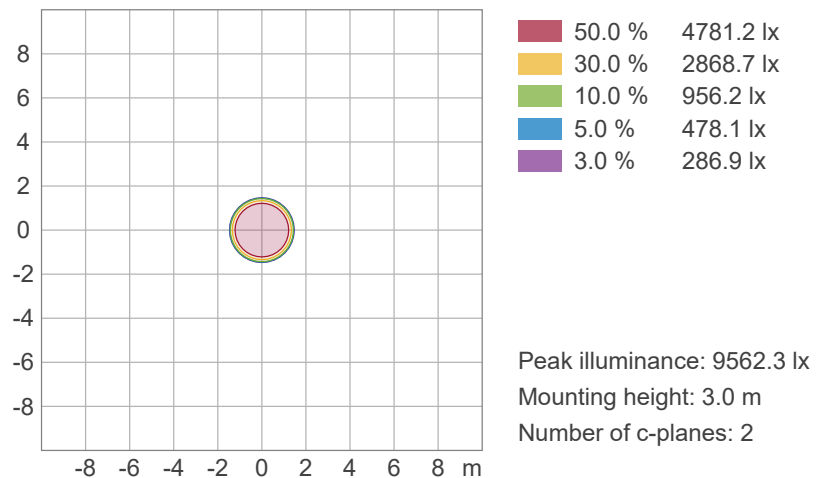


ISO Diagrams

ISO Candela Diagram



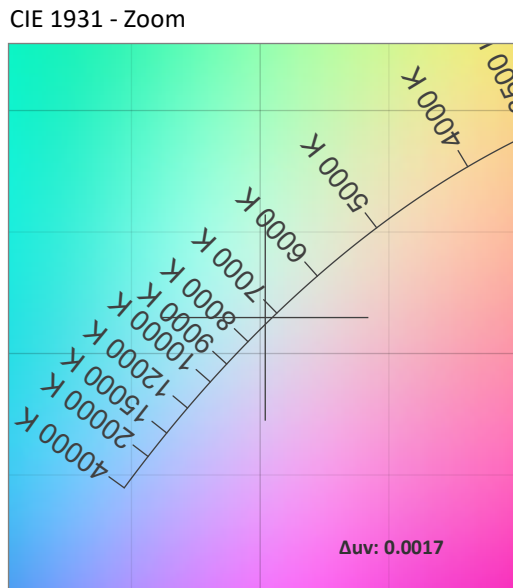
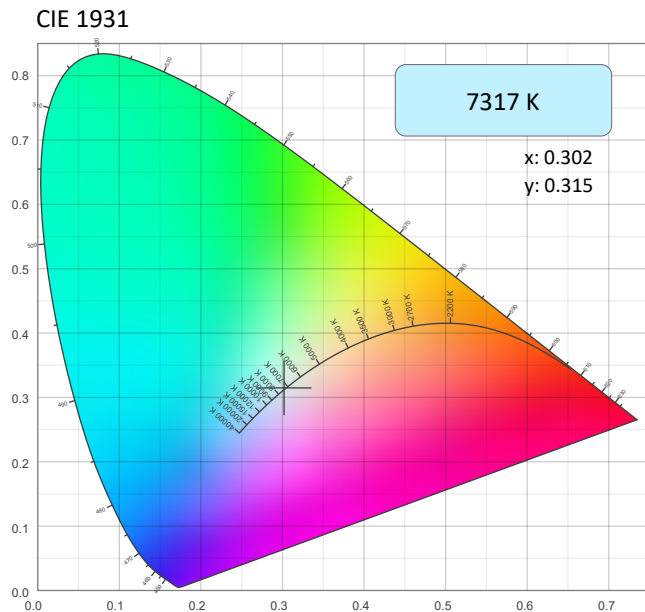
ISO Lux Diagram



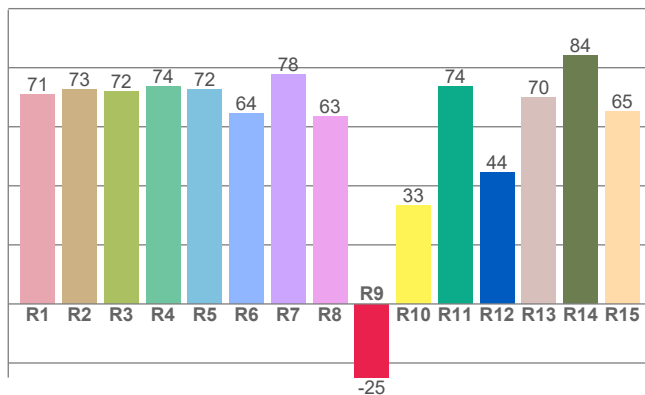
Photometric & Chromaticity Report

Maverick Force 3 Profile V2: Full Flood - Full Power

Chromaticity



CRI: 70.8 (R1-R8)

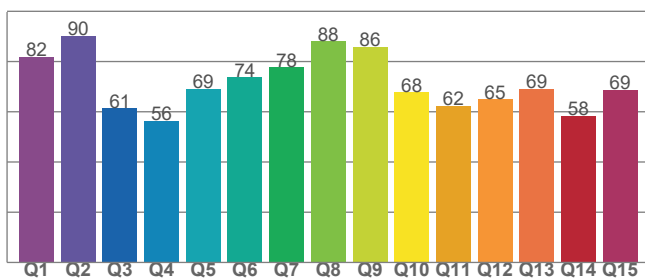


Color Parameters

Color Temperature	Color Coordinate CIE 1931	Color Coordinate CIE 1931
CCT	x	y
7317 K	0.302	0.315

Color Deviation from Black Body Curve	Color Coordinate CIE 1964	Color Coordinate CIE 1964
Δuv	y	u
0.0017	0.315	0.196

CQS: 69.9



Color Rendering Index	Red Component	Color Quality Scale
CRI	CRI - R9	CQS
70.8	-24.9	69.9

Television Lighting Consistency Index	Color Fidelity	Color Gamut
TLCI	TM30 - Rf	TM30 Rg
48	70.8	95.4

Photometric & Chromaticity Report

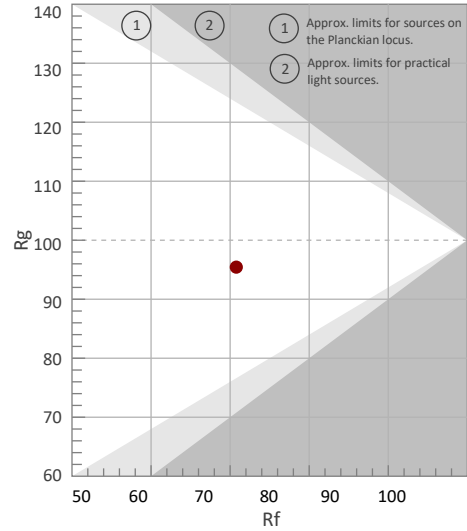
Maverick Force 3 Profile V2: Full Flood - Full Power

TM-30 Details

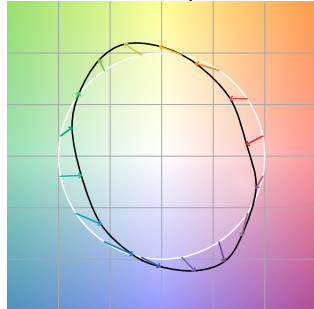
Rf 70.8
Fidelity Index (Rg)

Rg 95.4
Gammut Index (Rg)

Hue Bin	R _f	Graphic shifts (%)	
		Chroma	Hue
1	68	-17%	-5%
2	70	-14%	10%
3	64	-7%	22%
4	63	4%	23%
5	70	14%	14%
6	82	11%	-1%
7	90	0%	-7%
8	77	-9%	-10%
9	77	-20%	3%
10	64	-14%	22%
11	41	-5%	30%
12	67	5%	19%
13	79	15%	10%
14	77	19%	-6%
15	72	7%	-21%
16	76	-4%	-12%



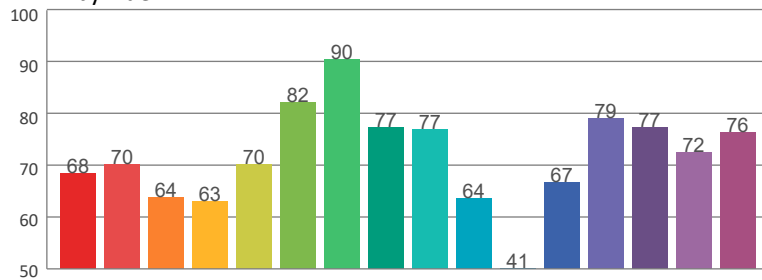
Color Vector Graphic



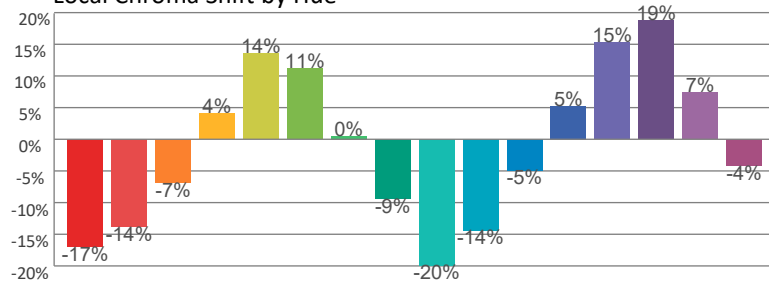
Color Distortion Graphic



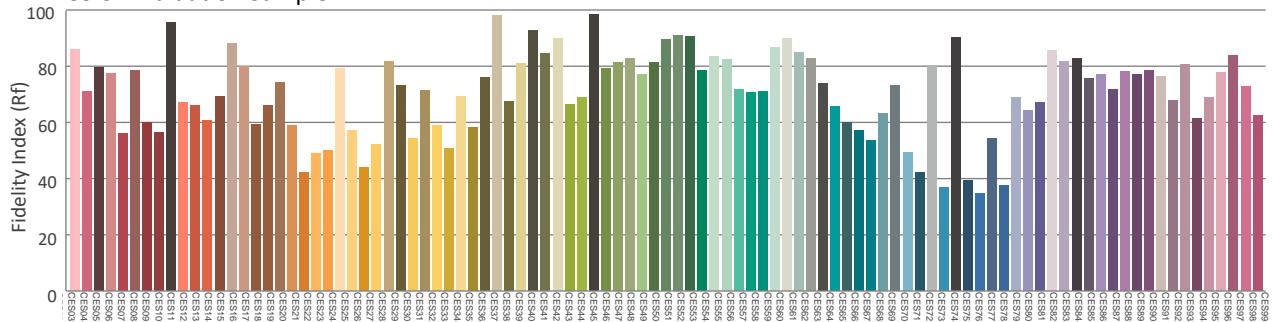
R_f by Hue



Local Chroma Shift by Hue



Color Evaluation Sample



Photometric & Chromaticity Report

Maverick Force 3 Profile V2: Full Flood - Full Power - Auto

Report Summary

Measurements

Fixture Output: 43066 lm
Fixture Peak: 83864 cd
Fixture Efficacy: n/a lm/W
Intensity @ 5m: 3355 lux
Color Temperature: 7240 K
CRI: 71.1 CRI R9 Value: -24.9
CQS: 70.0
TLCI: 49
TM-30 Rf: 71.1
TM-30 Rg: 95.3
Beam Angle (50%): 46.3°
Field Angle (10%): 52.3°
Cutoff Angle (3%): 53.6°

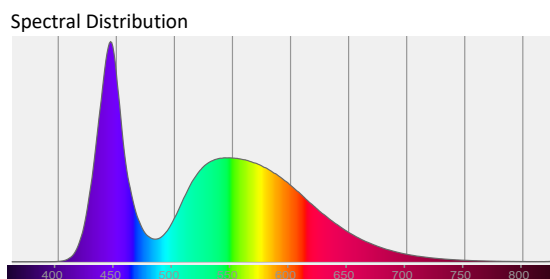
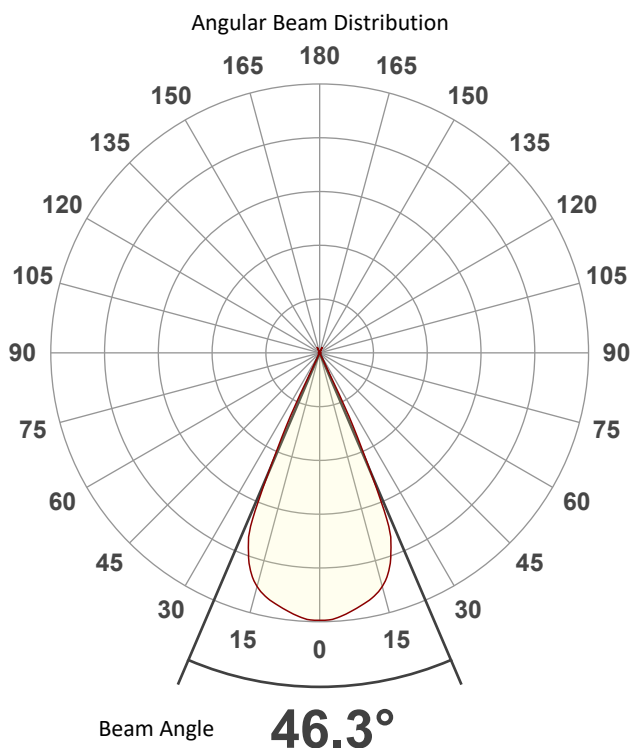


Conditions

AC Supply: 117 V, 60.1 Hz
Power: n/a W
Current: 0.000 A
Power Factor: n/a

This data sheet conforms to American National Standard E1.9 – 2007 (R2017). All data was measured and calculated by a Viso Systems LabSpion Goniometer at the Chauvet PD Optics Laboratory in Sunrise, FL on 4/17/2023 to LM-63-2002 Standards.


Overall Measurement



Tested Color (CIE 1931):

X: 0.303

Y: 0.316



Light Quality

CRI: 71.1

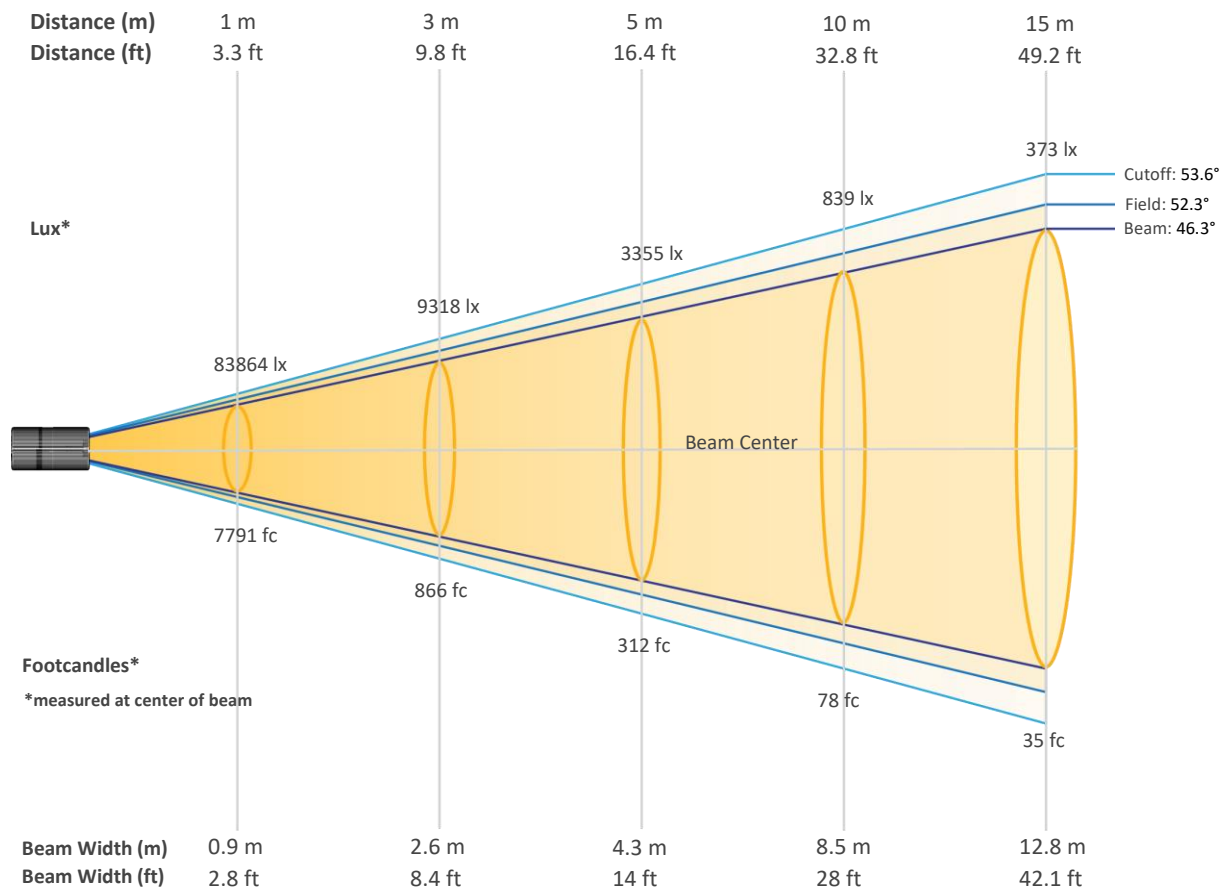
Color Temperature

7240 K

Photometric & Chromaticity Report

Maverick Force 3 Profile V2: Full Flood - Full Power - Auto

Beam Details

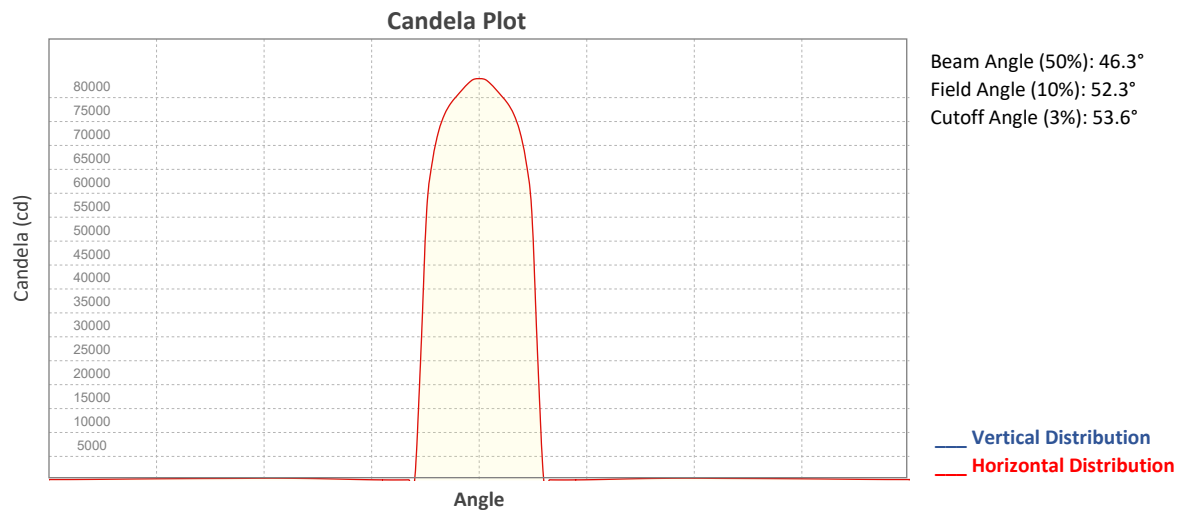


Beam Intensities from 1-20m (3.3-65.6ft)

Distance	1m	2m	3m	4m	5m	6m	7m	8m	9m	10m
Lux	83864	20966	9318	5242	3355	2330	1712	1310	1035	839
Distance	11m	12m	13m	14m	15m	16m	17m	18m	19m	20m
Lux	693	582	496	428	373	328	290	259	232	210
Distance	3.3ft	6.6ft	9.8ft	13.1ft	16.4ft	19.7ft	23ft	26.2ft	29.5ft	32.8ft
FC	7791	1948	866	487	312	216	159	122	96	78
Distance	36.1ft	39.4ft	42.7ft	45.9ft	49.2ft	52.5ft	55.8ft	59.1ft	62.3ft	65.6ft
FC	64	54	46	40	35	30	27	24	22	19

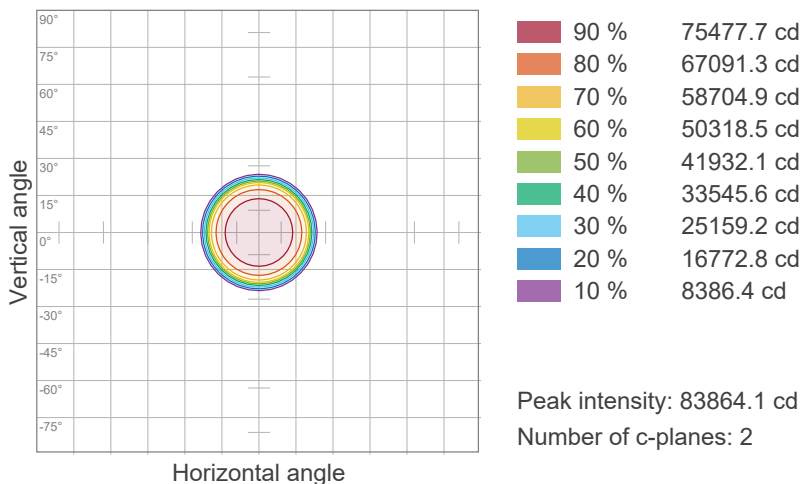
Photometric & Chromaticity Report

Maverick Force 3 Profile V2: Full Flood - Full Power - Auto

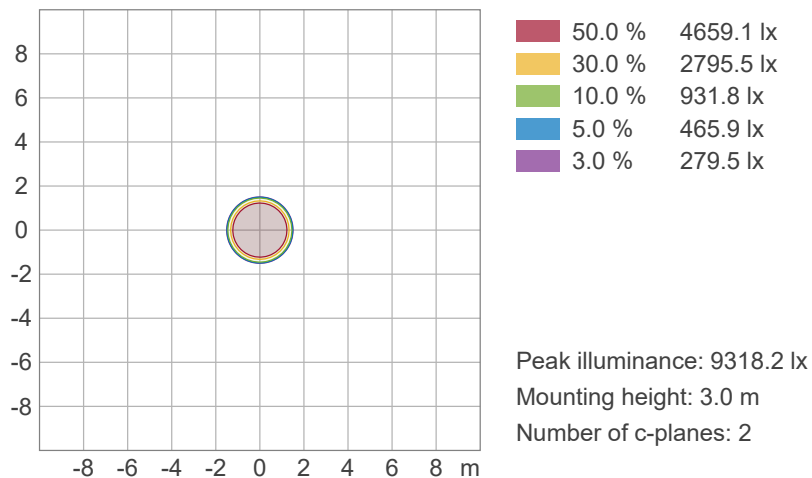


ISO Diagrams

ISO Candela Diagram



ISO Lux Diagram

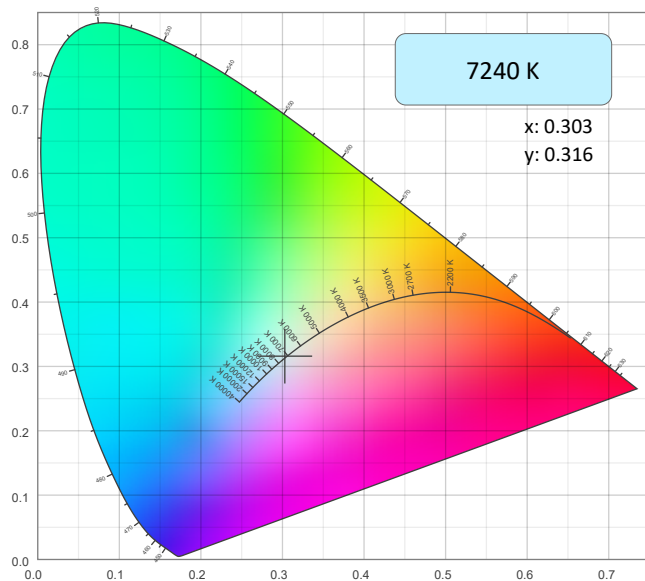


Photometric & Chromaticity Report

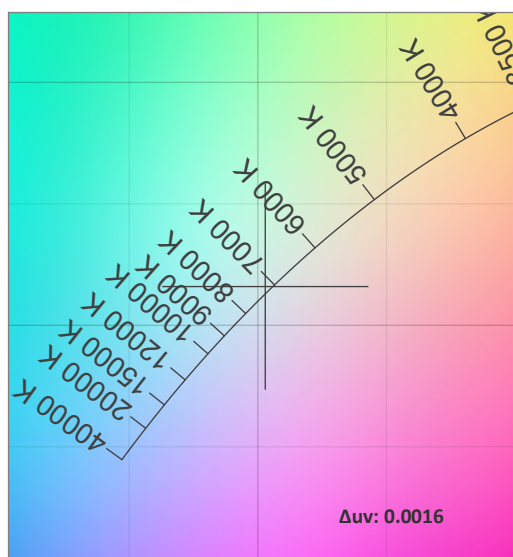
Maverick Force 3 Profile V2: Full Flood - Full Power - Auto

Chromaticity

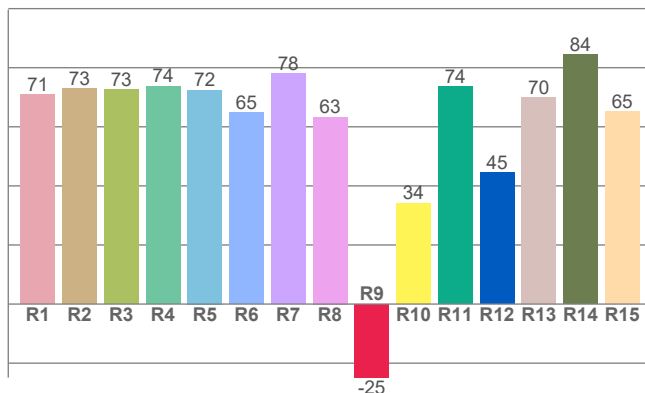
CIE 1931



CIE 1931 - Zoom



CRI: 71.1 (R1-R8)

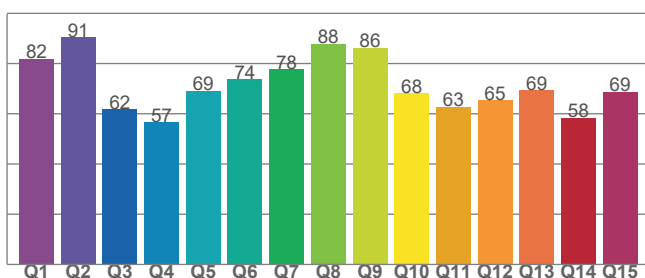


Color Parameters

Color Temperature	Color Coordinate CIE 1931	Color Coordinate CIE 1931
CCT	x	y
7240 K	0.303	0.316

Color Deviation from Black Body Curve	Color Coordinate CIE 1964	Color Coordinate CIE 1964
Δuv	y	u
0.0016	0.316	0.196

CQS: 70.0



Color Rendering Index	Red Component	Color Quality Scale
CRI	CRI - R9	CQS
71.1	-24.9	70.0

Television Lighting Consistency Index	Color Fidelity	Color Gamut
TLCI	TM30 - Rf	TM30 Rg
49	71.1	95.3

Photometric & Chromaticity Report

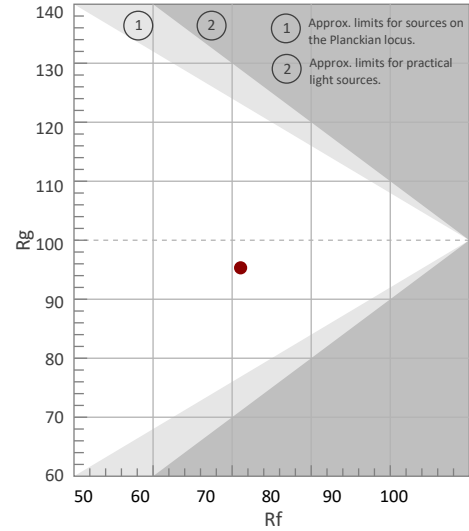
Maverick Force 3 Profile V2: Full Flood - Full Power - Auto

TM-30 Details

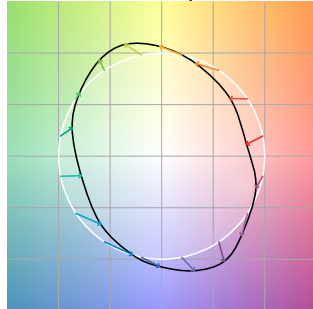
Rf 71.1
Fidelity Index (Rg)

Rg 95.3
Gammut Index (Rg)

Hue Bin	R _f	Graphic shifts (%)	
		Chroma	Hue
1	68	-17%	-5%
2	70	-14%	10%
3	64	-7%	22%
4	64	4%	22%
5	71	13%	14%
6	82	11%	-1%
7	90	0%	-7%
8	77	-10%	-10%
9	77	-20%	3%
10	64	-14%	22%
11	41	-5%	29%
12	67	5%	19%
13	79	15%	9%
14	77	19%	-6%
15	72	7%	-21%
16	77	-4%	-12%



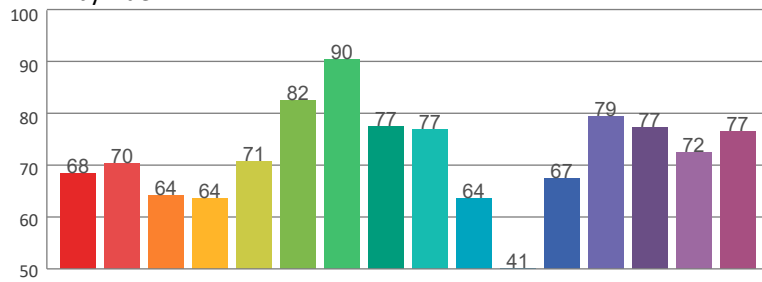
Color Vector Graphic



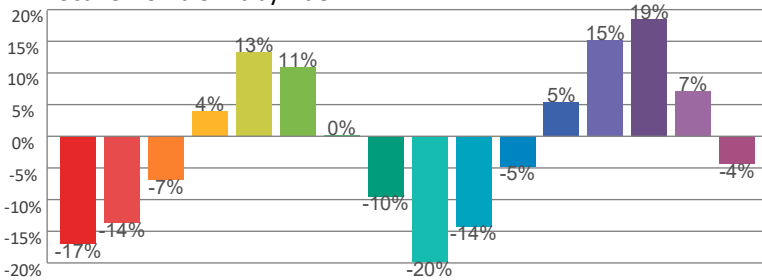
Color Distortion Graphic



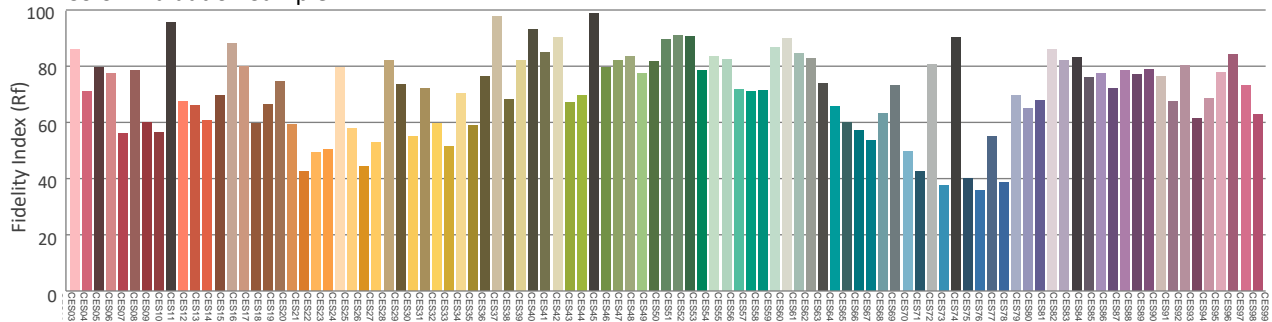
Rf by Hue



Local Chroma Shift by Hue



Color Evaluation Sample



Photometric & Chromaticity Report

Maverick Force 3 Profile V2: Full Flood - Full Power - ECO

Report Summary

Measurements

Fixture Output: 38711 lm
Fixture Peak: 77639 cd
Fixture Efficacy: n/a lm/W
Intensity @ 5m: 3106 lux
Color Temperature: 7197 K
CRI: 70.9 CRI R9 Value: -25.8
CQS: 70.0
TLCI: 49
TM-30 Rf: 71.0
TM-30 Rg: 95.2
Beam Angle (50%): 45.9°
Field Angle (10%): 50.7°
Cutoff Angle (3%): 54.4°

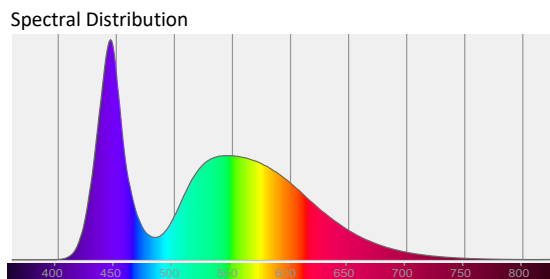
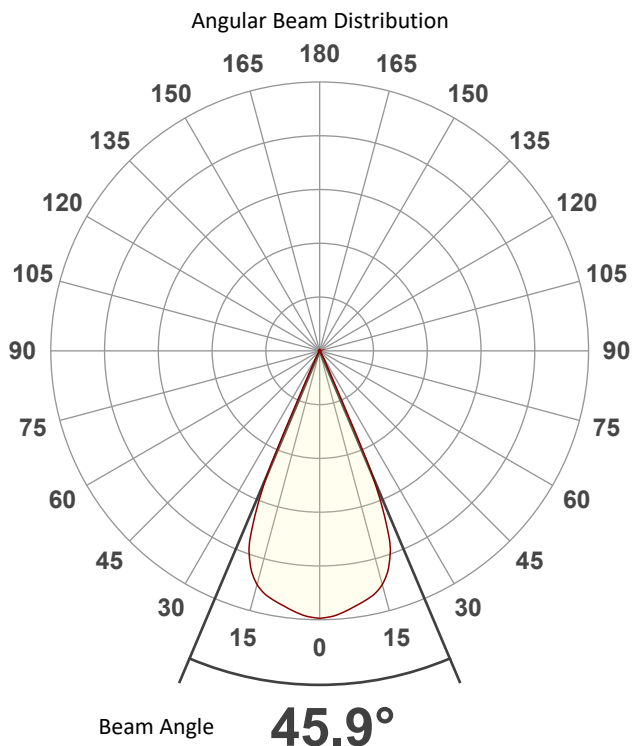


Conditions

AC Supply: 117 V, 60 Hz
Power: n/a W
Current: 0.000 A
Power Factor: n/a

This data sheet conforms to American National Standard E1.9 – 2007 (R2017). All data was measured and calculated by a Viso Systems LabSpion Goniometer at the Chauvet PD Optics Laboratory in Sunrise, FL on 4/17/2023 to LM-63-2002 Standards.


Overall Measurement



Tested Color (CIE 1931):

X: 0.303

Y: 0.317



Light Quality

CRI: 70.9

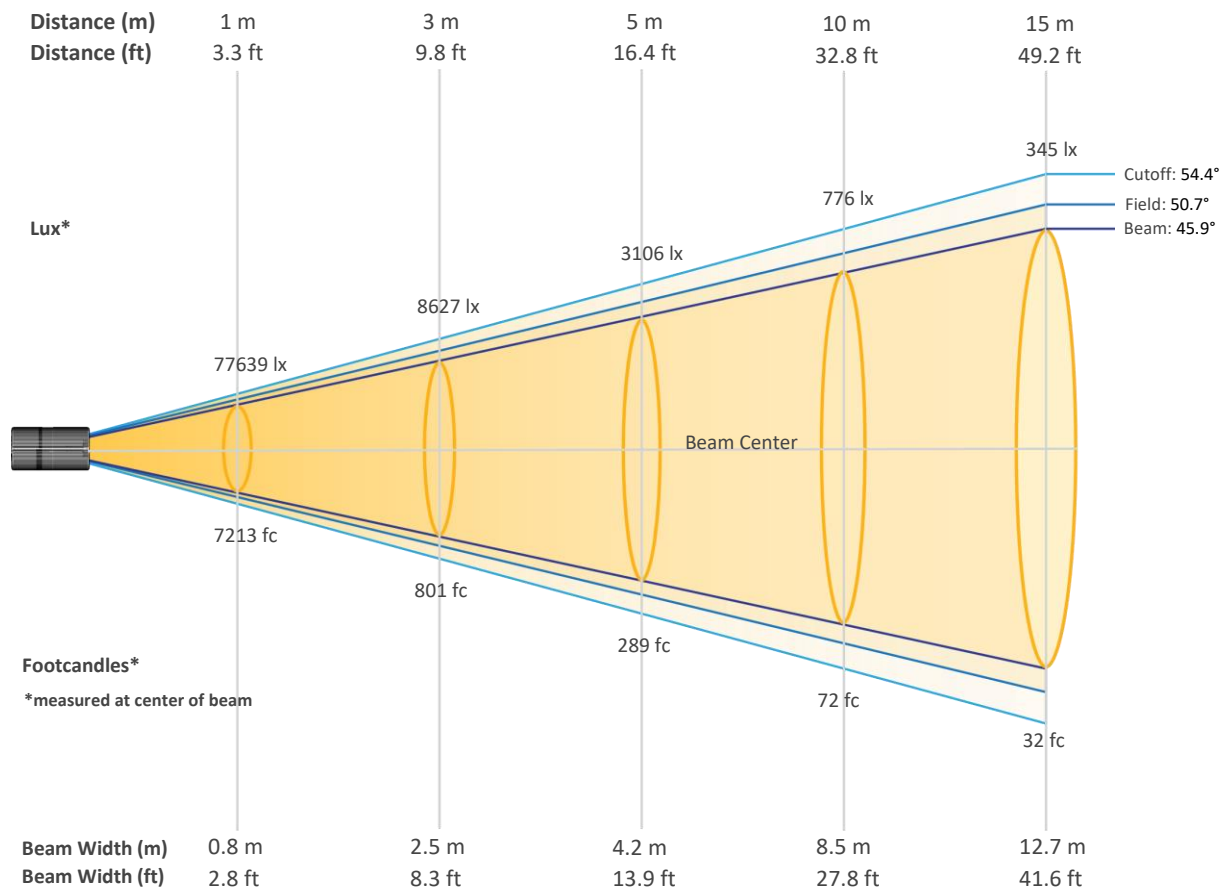
Color Temperature

7197 K

Photometric & Chromaticity Report

Maverick Force 3 Profile V2: Full Flood - Full Power - ECO

Beam Details

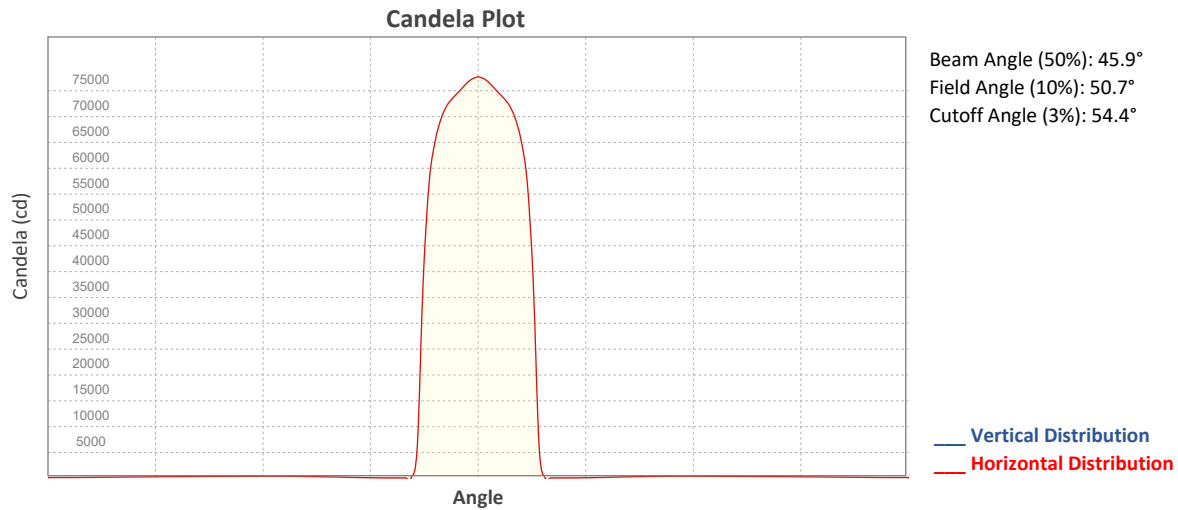


Beam Intensities from 1-20m (3.3-65.6ft)

Distance	1m	2m	3m	4m	5m	6m	7m	8m	9m	10m
Lux	77639	19410	8627	4852	3106	2157	1584	1213	959	776
Distance	11m	12m	13m	14m	15m	16m	17m	18m	19m	20m
Lux	642	539	459	396	345	303	269	240	215	194
Distance	3.3ft	6.6ft	9.8ft	13.1ft	16.4ft	19.7ft	23ft	26.2ft	29.5ft	32.8ft
FC	7213	1803	801	451	289	200	147	113	89	72
Distance	36.1ft	39.4ft	42.7ft	45.9ft	49.2ft	52.5ft	55.8ft	59.1ft	62.3ft	65.6ft
FC	60	50	43	37	32	28	25	22	20	18

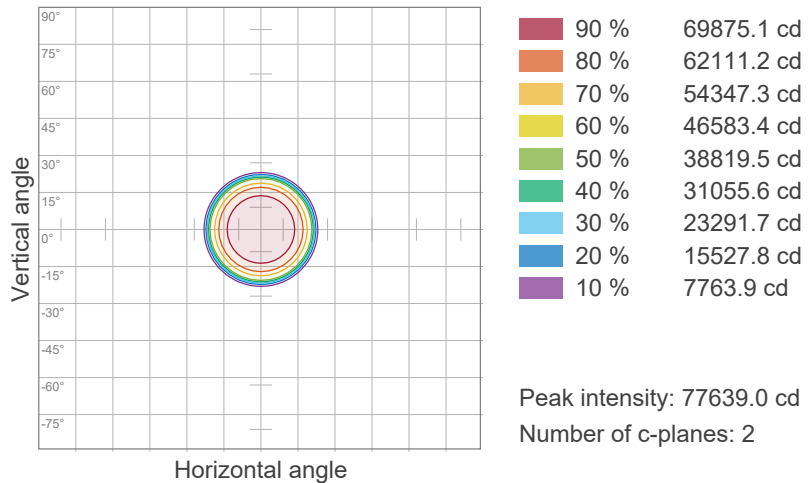
Photometric & Chromaticity Report

Maverick Force 3 Profile V2: Full Flood - Full Power - ECO

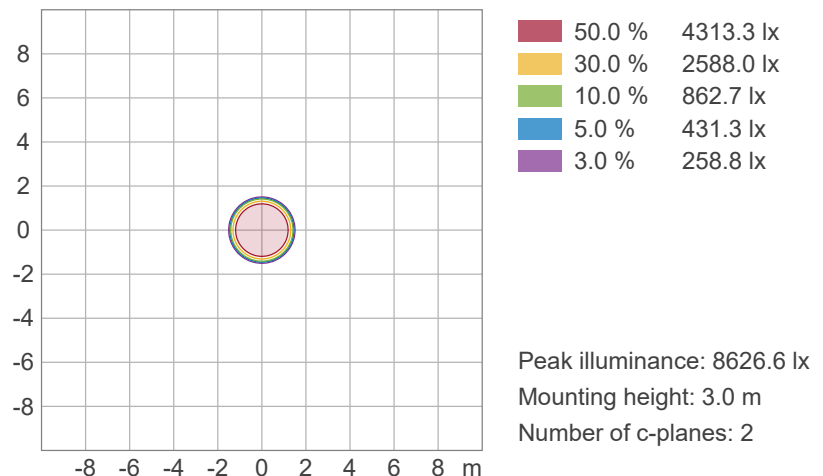


ISO Diagrams

ISO Candela Diagram



ISO Lux Diagram

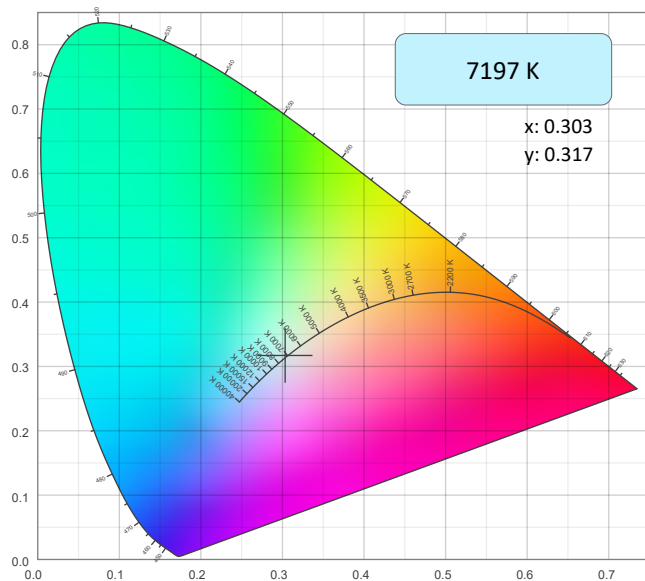


Photometric & Chromaticity Report

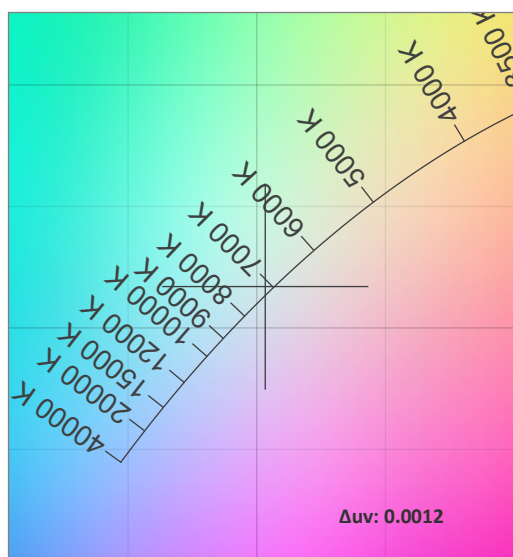
Maverick Force 3 Profile V2: Full Flood - Full Power - ECO

Chromaticity

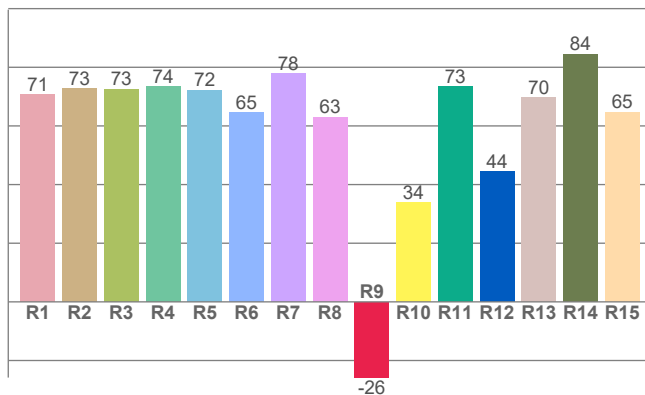
CIE 1931



CIE 1931 - Zoom



CRI: 70.9 (R1-R8)

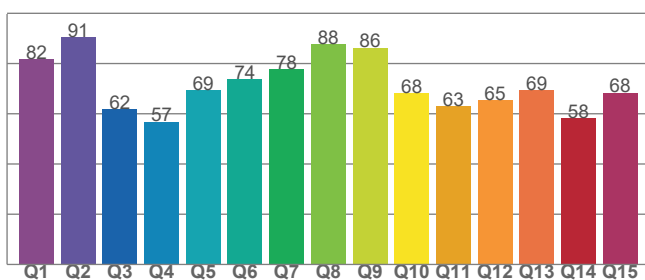


Color Parameters

Color Temperature	Color Coordinate CIE 1931	Color Coordinate CIE 1931
CCT	x	y
7197 K	0.303	0.317

Color Deviation from Black Body Curve	Color Coordinate CIE 1964	Color Coordinate CIE 1964
Δuv	y	u
0.0012	0.317	0.196

CQS: 70.0



Color Rendering Index	Red Component	Color Quality Scale
CRI	CRI - R9	CQS
70.9	-25.8	70.0

Television Lighting Consistency Index	Color Fidelity	Color Gamut
TLCI	TM30 - Rf	TM30 Rg
49	71.0	95.2

Photometric & Chromaticity Report

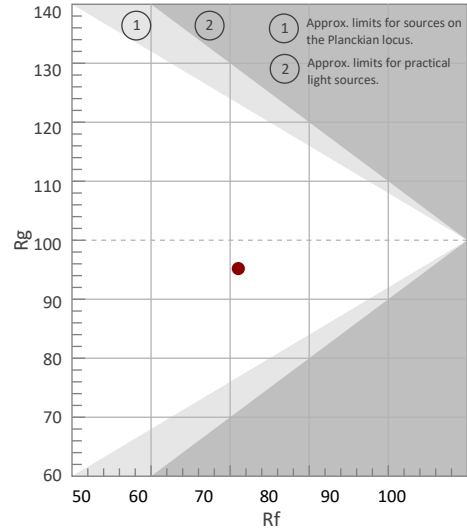
Maverick Force 3 Profile V2: Full Flood - Full Power - ECO

TM-30 Details

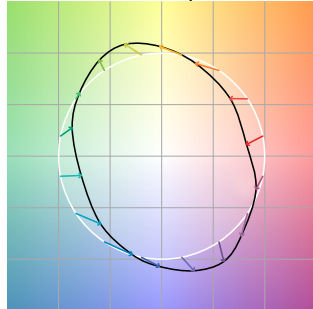
Rf 71.0
Fidelity Index
(Rg)

Rg 95.2
Gammut Index (Rg)

Hue Bin	R _f	Graphic shifts (%)	
		Chroma	Hue
1	68	-17%	-5%
2	70	-14%	10%
3	64	-7%	22%
4	64	4%	22%
5	71	13%	14%
6	82	11%	-1%
7	90	0%	-7%
8	77	-10%	-10%
9	77	-20%	3%
10	64	-14%	22%
11	41	-5%	29%
12	67	5%	19%
13	79	15%	9%
14	77	18%	-7%
15	71	7%	-21%
16	77	-4%	-13%



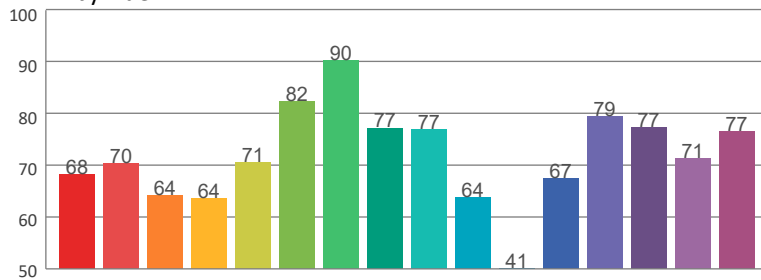
Color Vector Graphic



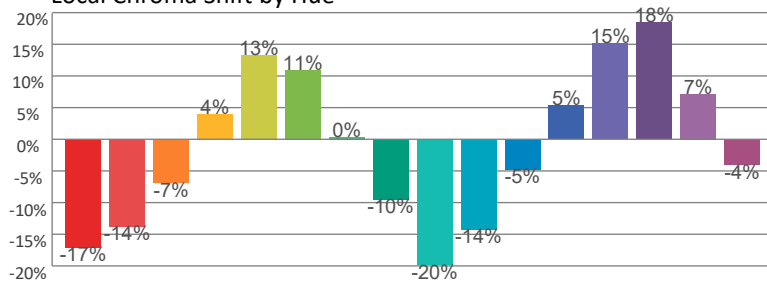
Color Distortion Graphic



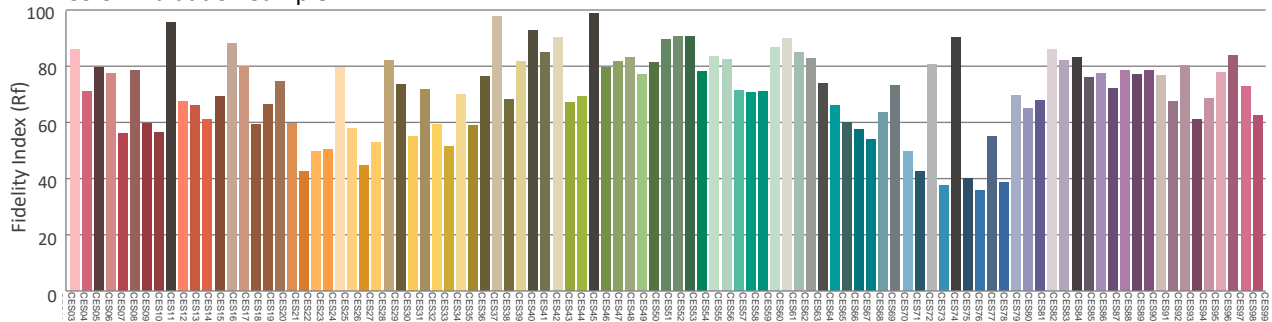
Rf by Hue



Local Chroma Shift by Hue



Color Evaluation Sample



Photometric & Chromaticity Report

Maverick Force 3 Profile V2: Full Flood - Full Power - TV25

Report Summary

Measurements

Fixture Output: 29146 lm
Fixture Peak: 57091 cd
Fixture Efficacy: n/a lm/W
Intensity @ 5m: 2284 lux
Color Temperature: 7135 K
CRI: 70.2 CRI R9 Value: -28.3
CQS: 69.8
TLCI: 48
TM-30 Rf: 70.4
TM-30 Rg: 95.4
Beam Angle (50%): 46.5°
Field Angle (10%): 52.1°
Cutoff Angle (3%): 54.9°

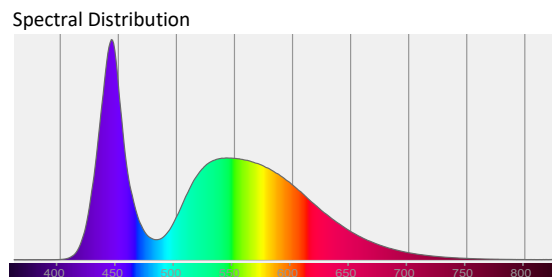
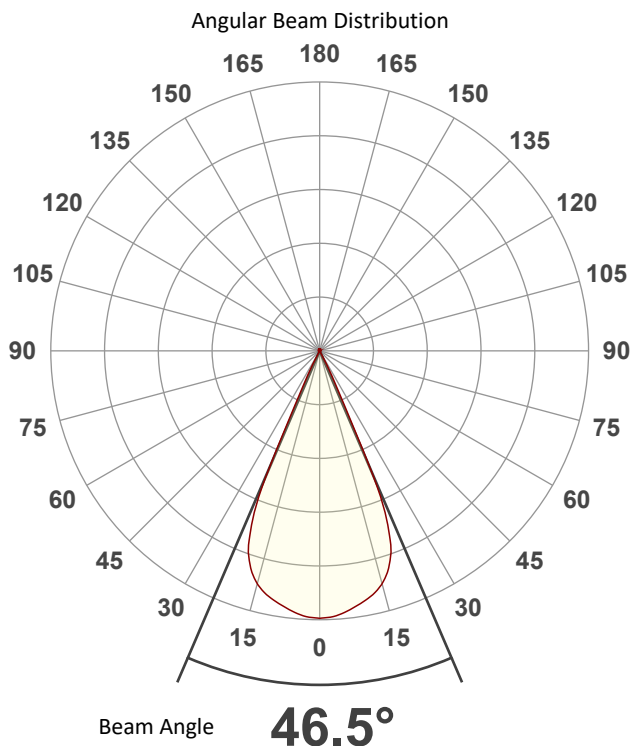


Conditions

AC Supply: 118 V, 60 Hz
Power: n/a W
Current: 0.000 A
Power Factor: n/a

This data sheet conforms to American National Standard E1.9 – 2007 (R2017). All data was measured and calculated by a Viso Systems LabSpion Goniometer at the Chauvet PD Optics Laboratory in Sunrise, FL on 4/17/2023 to LM-63-2002 Standards.

Overall Measurement



Tested Color (CIE 1931):
X: 0.304
Y: 0.318

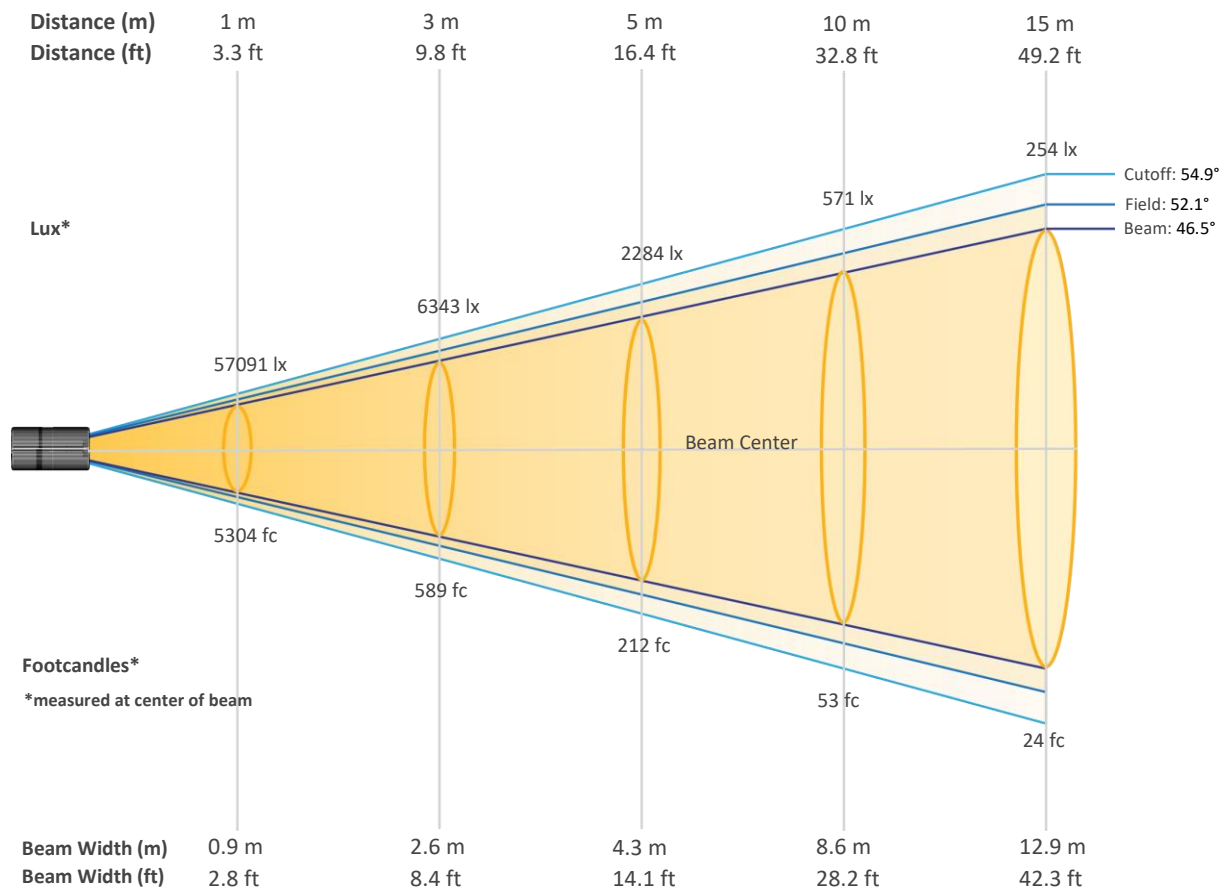
Light Quality
CRI: 70.2

Color Temperature
7135 K

Photometric & Chromaticity Report

Maverick Force 3 Profile V2: Full Flood - Full Power - TV25

Beam Details

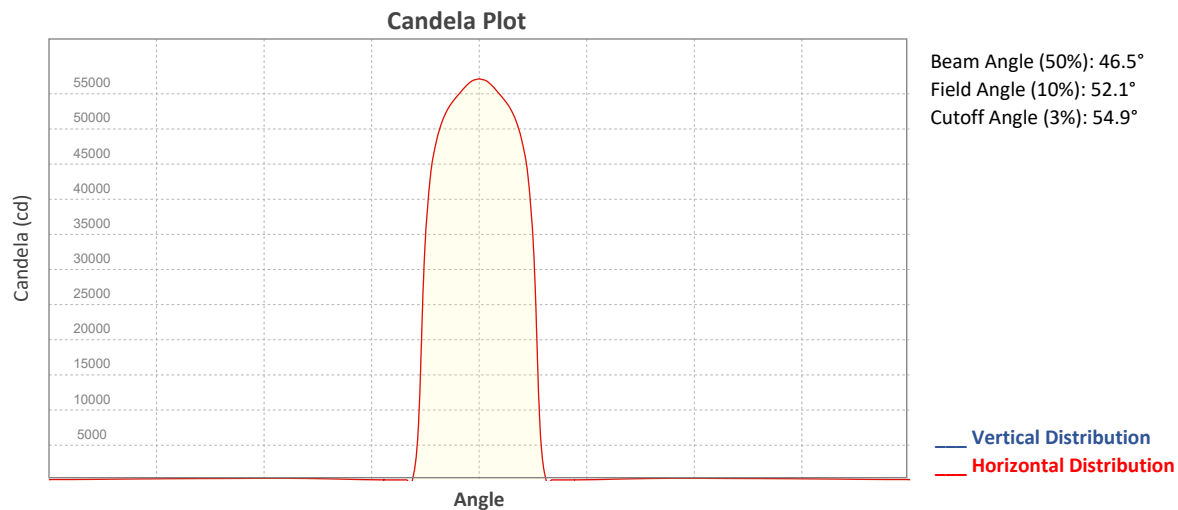


Beam Intensities from 1-20m (3.3-65.6ft)

Distance	1m	2m	3m	4m	5m	6m	7m	8m	9m	10m
Lux	57091	14273	6343	3568	2284	1586	1165	892	705	571
Distance	11m	12m	13m	14m	15m	16m	17m	18m	19m	20m
Lux	472	396	338	291	254	223	198	176	158	143
Distance	3.3ft	6.6ft	9.8ft	13.1ft	16.4ft	19.7ft	23ft	26.2ft	29.5ft	32.8ft
FC	5304	1326	589	331	212	147	108	83	65	53
Distance	36.1ft	39.4ft	42.7ft	45.9ft	49.2ft	52.5ft	55.8ft	59.1ft	62.3ft	65.6ft
FC	44	37	31	27	24	21	18	16	15	13

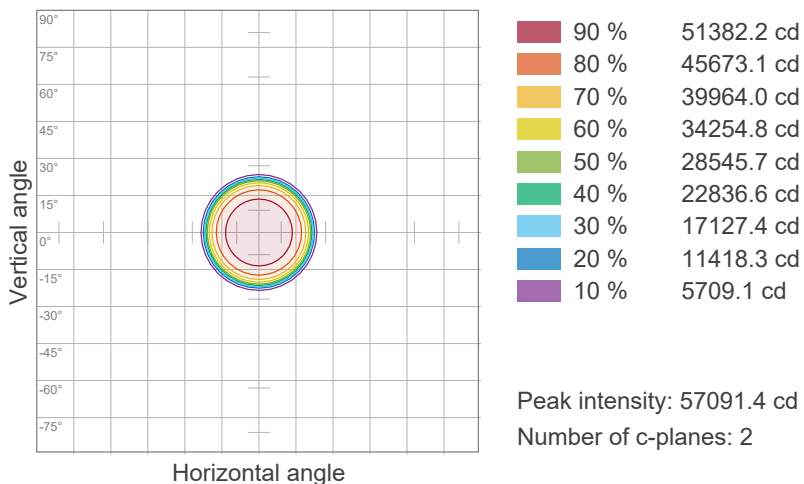
Photometric & Chromaticity Report

Maverick Force 3 Profile V2: Full Flood - Full Power - TV25

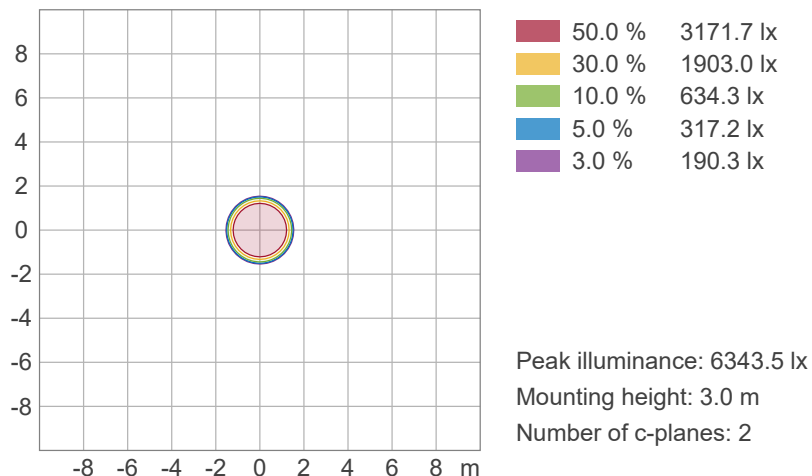


ISO Diagrams

ISO Candela Diagram



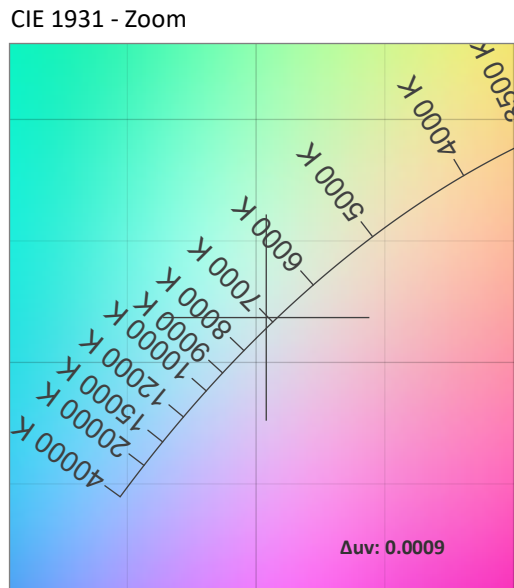
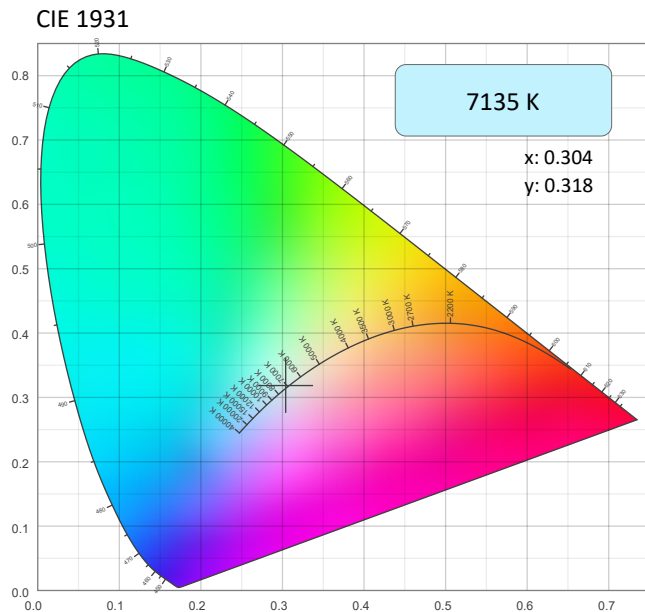
ISO Lux Diagram



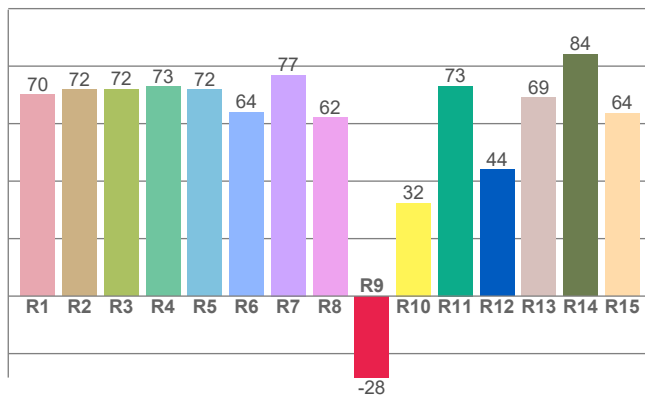
Photometric & Chromaticity Report

Maverick Force 3 Profile V2: Full Flood - Full Power - TV25

Chromaticity



CRI: 70.2 (R1-R8)

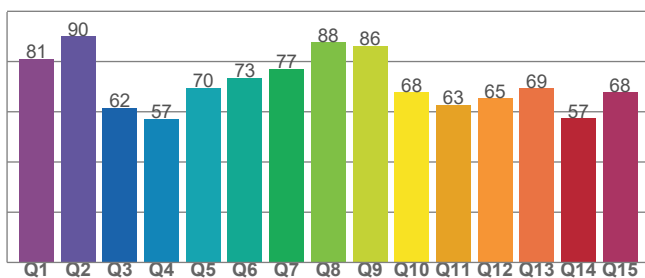


Color Parameters

Color Temperature	Color Coordinate CIE 1931	Color Coordinate CIE 1931
CCT	x	y
7135 K	0.304	0.318

Color Deviation from Black Body Curve	Color Coordinate CIE 1964	Color Coordinate CIE 1964
Δuv	y	u
0.0009	0.318	0.196

CQS: 69.8



Color Rendering Index	Red Component	Color Quality Scale
CRI	CRI - R9	CQS
70.2	-28.3	69.8

Television Lighting Consistency Index	Color Fidelity	Color Gamut
TLCI	TM30 - Rf	TM30 Rg
48	70.4	95.4

Photometric & Chromaticity Report

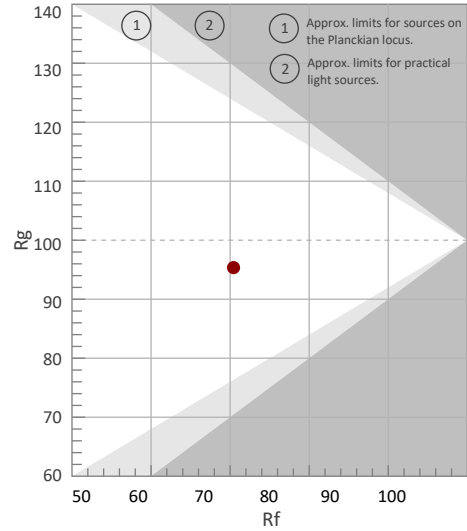
Maverick Force 3 Profile V2: Full Flood - Full Power - TV25

TM-30 Details

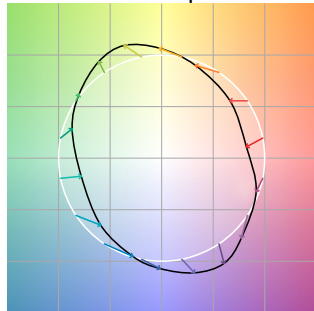
Rf 70.4
Fidelity Index (Rg)

Rg 95.4
Gammut Index (Rg)

Hue Bin	R _f	Graphic shifts (%)	
		Chroma	Hue
1	68	-17%	-5%
2	70	-14%	9%
3	63	-7%	23%
4	63	4%	23%
5	69	14%	14%
6	81	12%	-1%
7	90	1%	-7%
8	76	-9%	-11%
9	77	-20%	2%
10	64	-15%	21%
11	41	-5%	29%
12	67	5%	19%
13	79	15%	10%
14	77	18%	-6%
15	71	7%	-21%
16	76	-4%	-14%



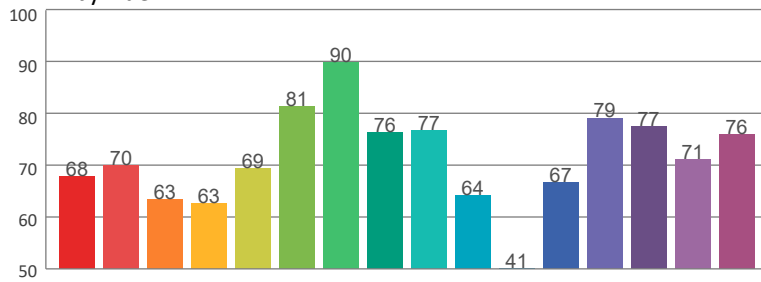
Color Vector Graphic



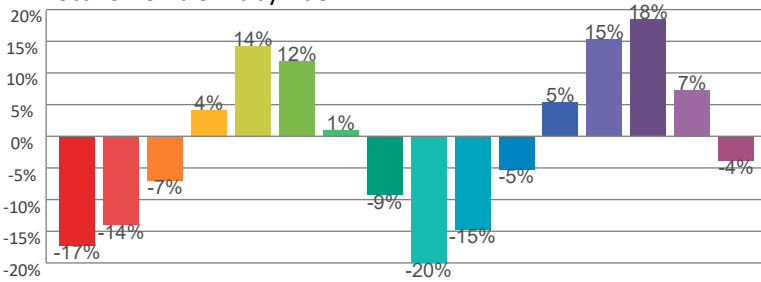
Color Distortion Graphic



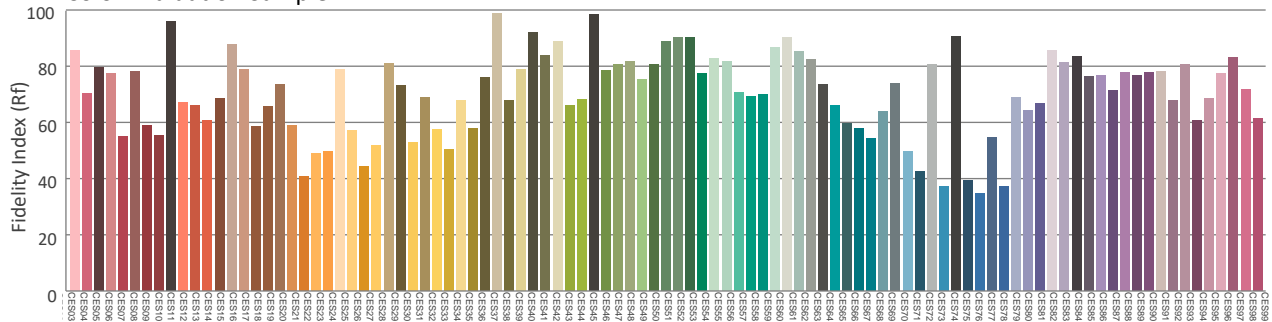
Rf by Hue



Local Chroma Shift by Hue



Color Evaluation Sample



Photometric & Chromaticity Report

Maverick Force 3 Profile V2: Full Flood - Full Power - TV25 - Stable

Report Summary

Measurements

Fixture Output: 29050 lm
Fixture Peak: 56821 cd
Fixture Efficacy: n/a lm/W
Intensity @ 5m: 2273 lux
Color Temperature: 7184 K
CRI: 70.2 CRI R9 Value: -28.2
CQS: 69.6
TLCI: 48
TM-30 Rf: 70.3
TM-30 Rg: 95.4
Beam Angle (50%): 46.6°
Field Angle (10%): 51.6°
Cutoff Angle (3%): 52.5°

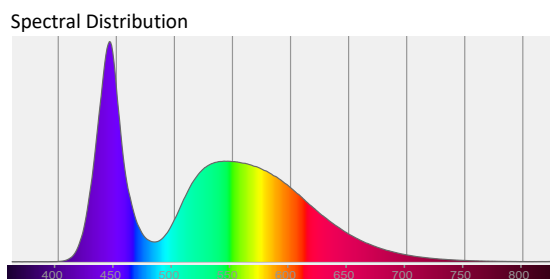
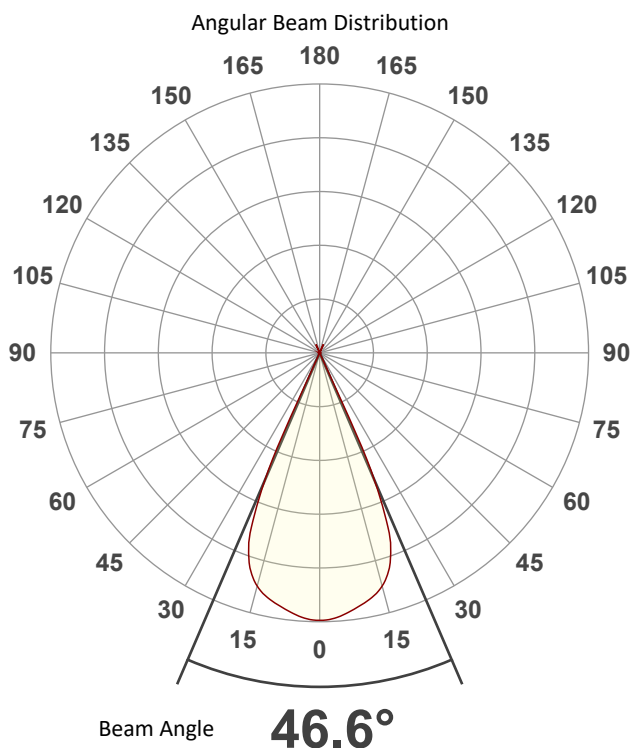


Conditions

AC Supply: 118 V, 60 Hz
Power: n/a W
Current: 0.000 A
Power Factor: n/a

This data sheet conforms to American National Standard E1.9 – 2007 (R2017). All data was measured and calculated by a Viso Systems LabSpion Goniometer at the Chauvet PD Optics Laboratory in Sunrise, FL on 4/17/2023 to LM-63-2002 Standards.


Overall Measurement



Tested Color (CIE 1931):

X: 0.303

Y: 0.317



Light Quality

CRI: 70.2

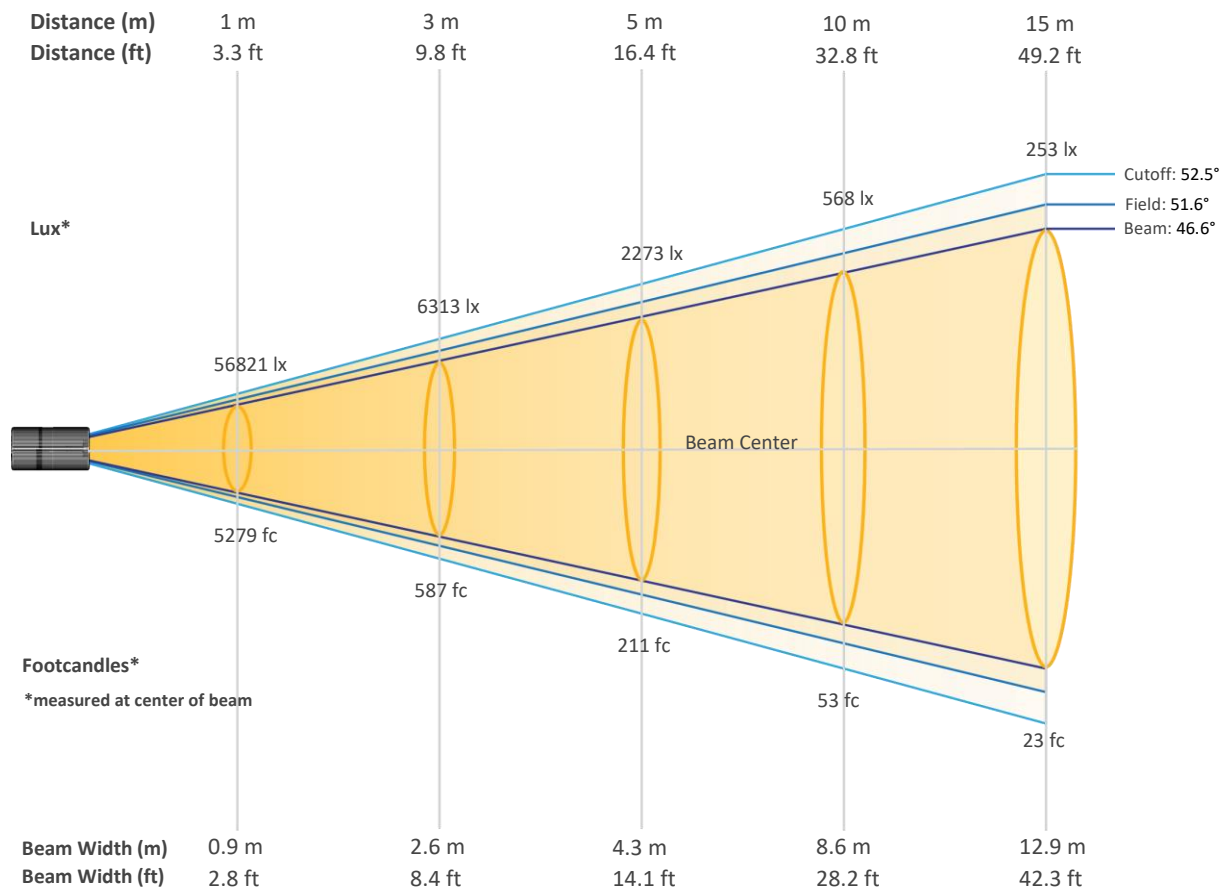
Color Temperature

7184 K

Photometric & Chromaticity Report

Maverick Force 3 Profile V2: Full Flood - Full Power - TV25 - Stable

Beam Details

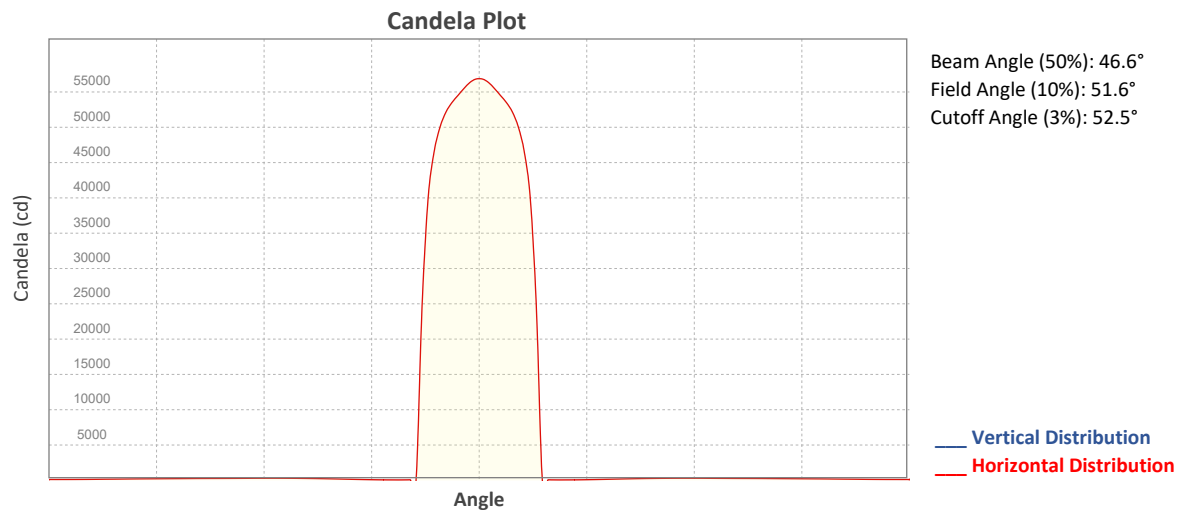


Beam Intensities from 1-20m (3.3-65.6ft)

Distance	1m	2m	3m	4m	5m	6m	7m	8m	9m	10m
Lux	56821	14205	6313	3551	2273	1578	1160	888	701	568
Distance	11m	12m	13m	14m	15m	16m	17m	18m	19m	20m
Lux	470	395	336	290	253	222	197	175	157	142
Distance	3.3ft	6.6ft	9.8ft	13.1ft	16.4ft	19.7ft	23ft	26.2ft	29.5ft	32.8ft
FC	5279	1320	587	330	211	147	108	82	65	53
Distance	36.1ft	39.4ft	42.7ft	45.9ft	49.2ft	52.5ft	55.8ft	59.1ft	62.3ft	65.6ft
FC	44	37	31	27	23	21	18	16	15	13

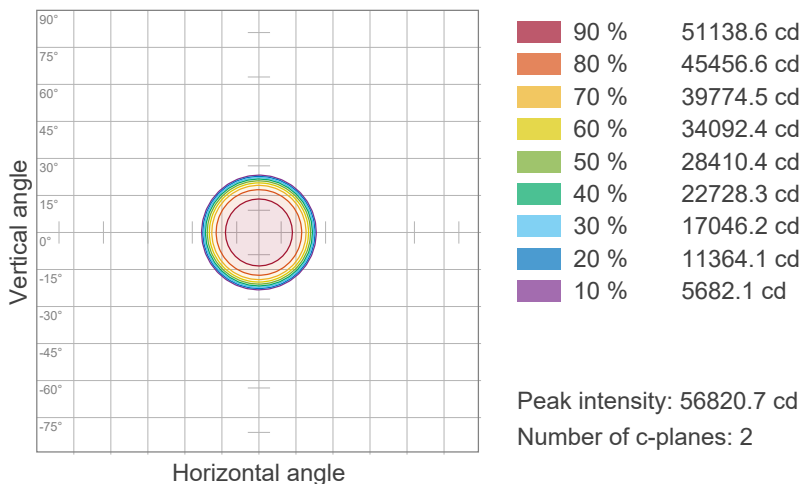
Photometric & Chromaticity Report

Maverick Force 3 Profile V2: Full Flood - Full Power - TV25 - Stable

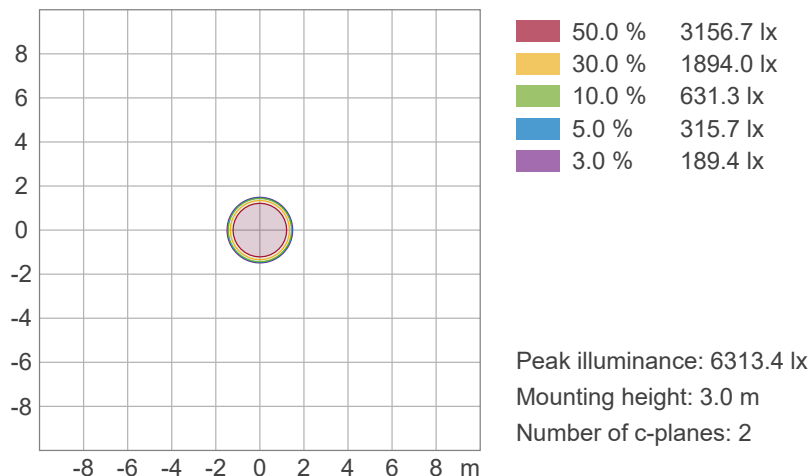


ISO Diagrams

ISO Candela Diagram



ISO Lux Diagram

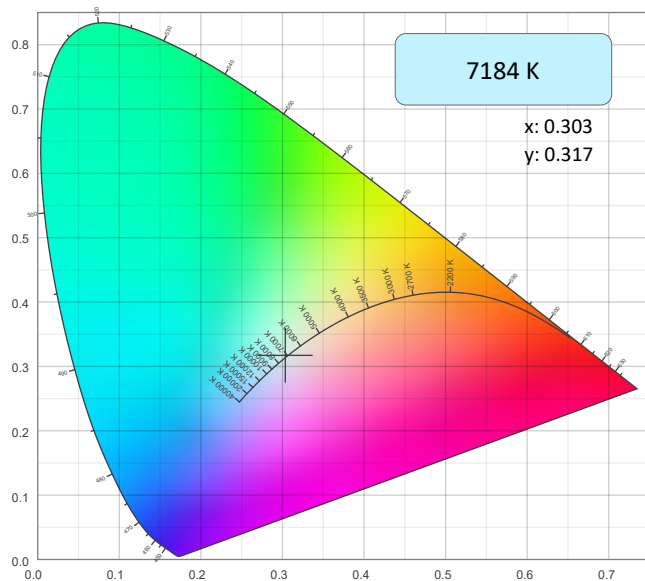


Photometric & Chromaticity Report

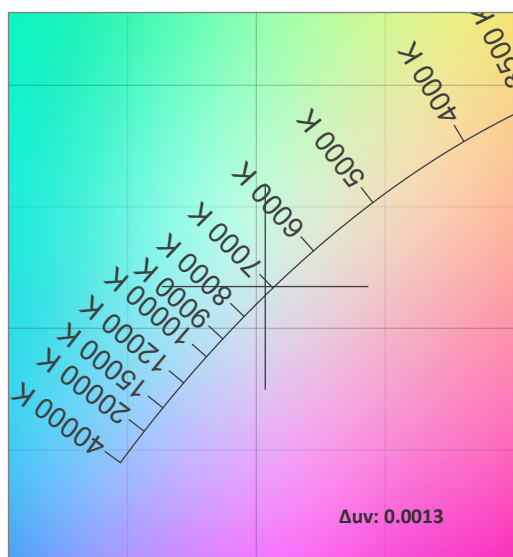
Maverick Force 3 Profile V2: Full Flood - Full Power - TV25 - Stable

Chromaticity

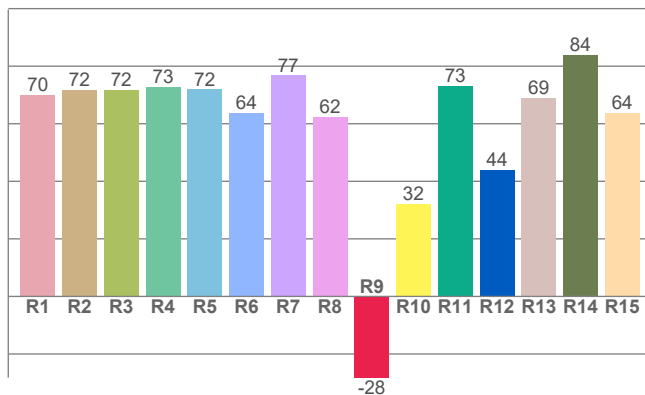
CIE 1931



CIE 1931 - Zoom



CRI: 70.2 (R1-R8)

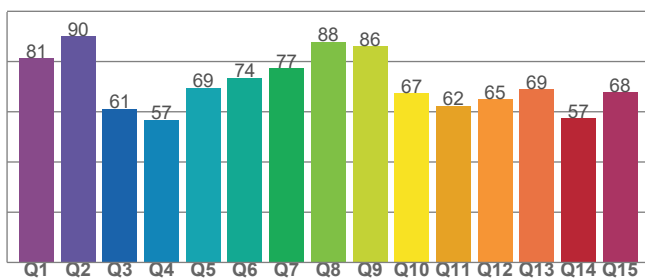


Color Parameters

Color Temperature	Color Coordinate CIE 1931	Color Coordinate CIE 1931
CCT	x	y
7184 K	0.303	0.317

Color Deviation from Black Body Curve	Color Coordinate CIE 1964	Color Coordinate CIE 1964
Δuv	y	u
0.0013	0.317	0.196

CQS: 69.6



Color Rendering Index	Red Component	Color Quality Scale
CRI	CRI - R9	CQS
70.2	-28.2	69.6

Television Lighting Consistency Index	Color Fidelity	Color Gamut
TLCI	TM30 - Rf	TM30 Rg
48	70.3	95.4

Photometric & Chromaticity Report

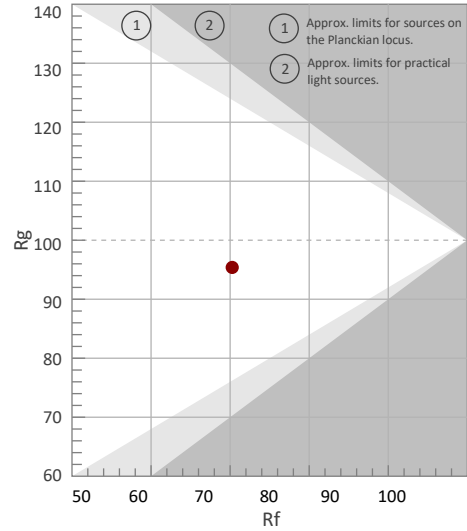
Maverick Force 3 Profile V2: Full Flood - Full Power - TV25 - Stable

TM-30 Details

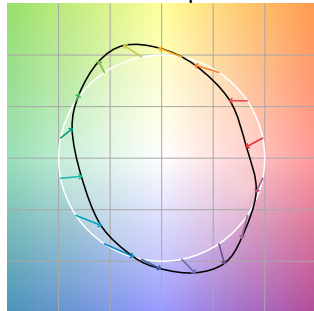
Rf 70.3
Fidelity Index (Rg)

Rg 95.4
Gammut Index (Rg)

Hue Bin	R _f	Graphic shifts (%)	
		Chroma	Hue
1	68	-17%	-5%
2	70	-14%	10%
3	63	-7%	23%
4	62	4%	23%
5	69	14%	14%
6	81	12%	-1%
7	90	1%	-7%
8	76	-9%	-11%
9	77	-20%	2%
10	64	-15%	21%
11	40	-5%	30%
12	66	5%	20%
13	79	15%	10%
14	77	19%	-6%
15	71	7%	-21%
16	76	-4%	-14%



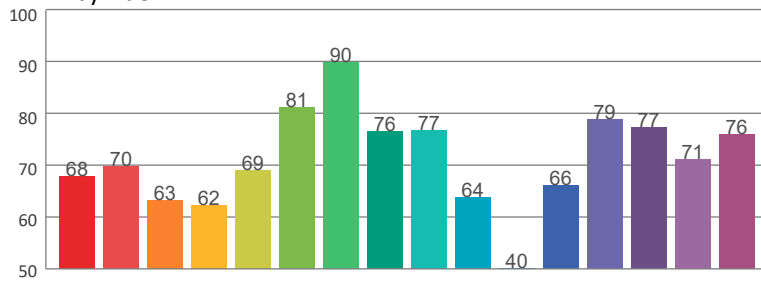
Color Vector Graphic



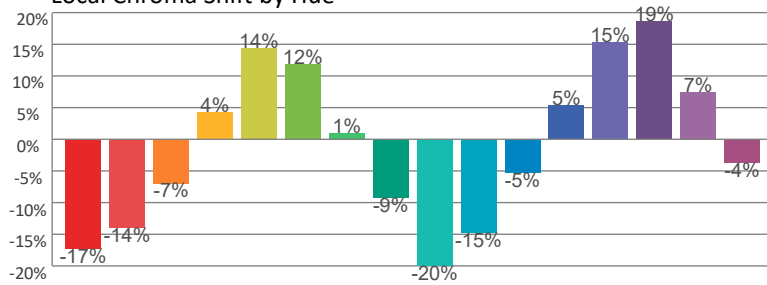
Color Distortion Graphic



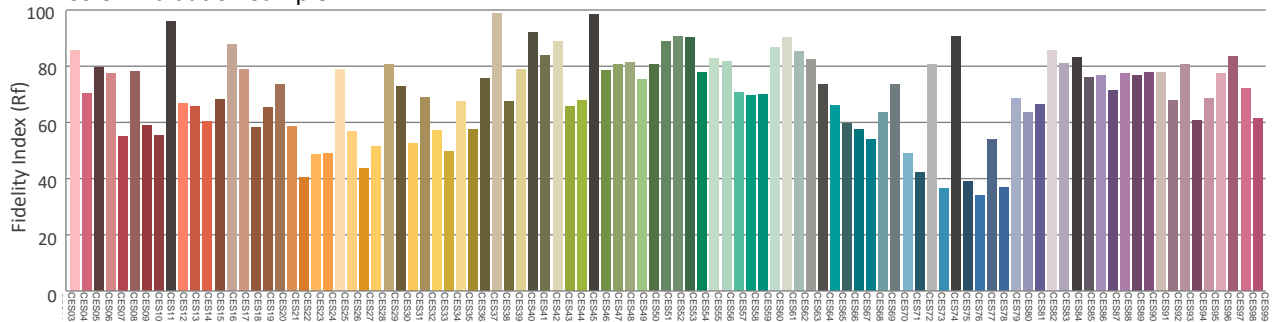
Rf by Hue



Local Chroma Shift by Hue



Color Evaluation Sample



Photometric & Chromaticity Report

Maverick Force 3 Profile V2: Full Flood - Full Power - TV35

Report Summary

Measurements

Fixture Output: 20521 lm
Fixture Peak: 40229 cd
Fixture Efficacy: n/a lm/W
Intensity @ 5m: 1609 lux
Color Temperature: 7066 K
CRI: 69.5 CRI R9 Value: -31.2
CQS: 69.6
TLCI: 47
TM-30 Rf: 70.0
TM-30 Rg: 95.4
Beam Angle (50%): 46.4°
Field Angle (10%): 51.8°
Cutoff Angle (3%): 54.3°

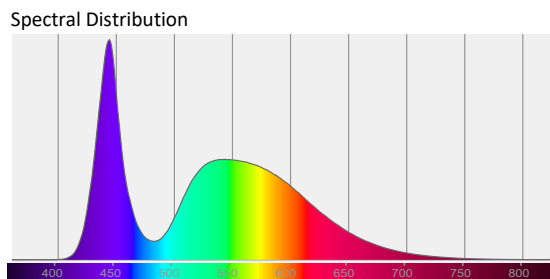
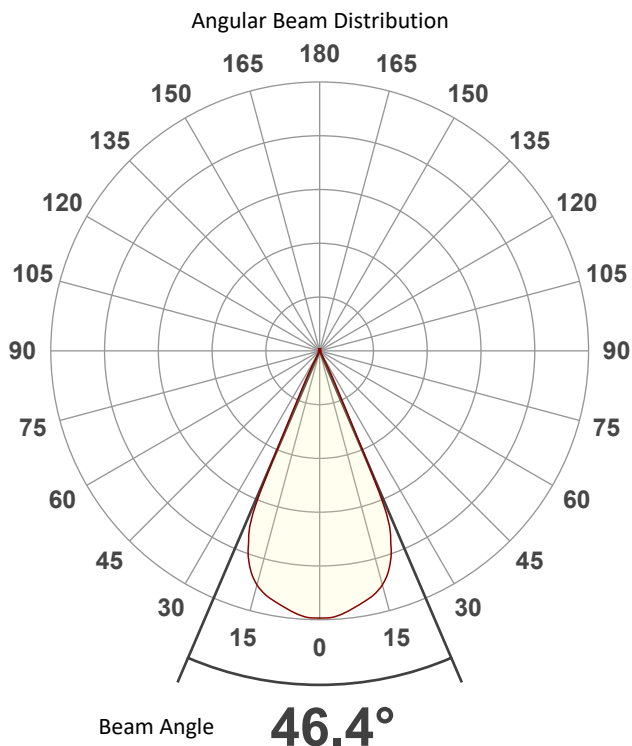


Conditions

AC Supply: 119 V, 60.1 Hz
Power: n/a W
Current: 0.000 A
Power Factor: n/a

This data sheet conforms to American National Standard E1.9 – 2007 (R2017). All data was measured and calculated by a Viso Systems LabSpion Goniometer at the Chauvet PD Optics Laboratory in Sunrise, FL on 4/17/2023 to LM-63-2002 Standards.


Overall Measurement



Tested Color (CIE 1931):

X: 0.305

Y: 0.320



Light Quality

CRI: 69.5

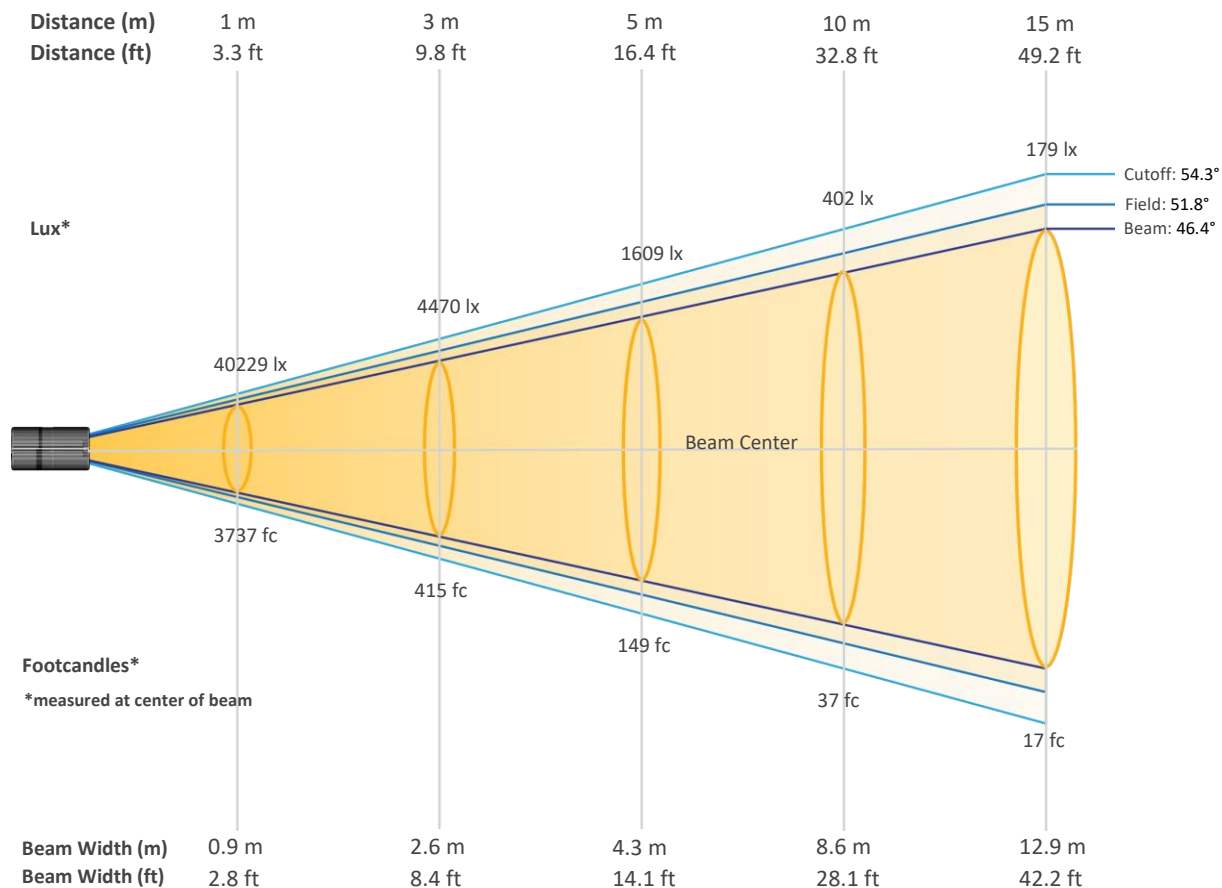
Color Temperature

7066 K

Photometric & Chromaticity Report

Maverick Force 3 Profile V2: Full Flood - Full Power - TV35

Beam Details

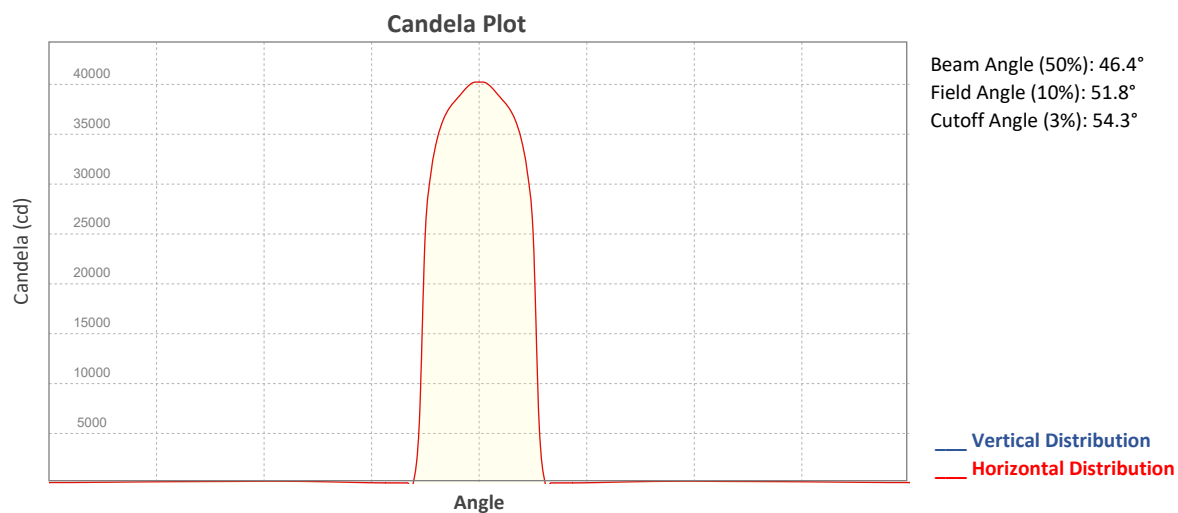


Beam Intensities from 1-20m (3.3-65.6ft)

Distance	1m	2m	3m	4m	5m	6m	7m	8m	9m	10m
Lux	40229	10057	4470	2514	1609	1117	821	629	497	402
Distance	11m	12m	13m	14m	15m	16m	17m	18m	19m	20m
Lux	332	279	238	205	179	157	139	124	111	101
Distance	3.3ft	6.6ft	9.8ft	13.1ft	16.4ft	19.7ft	23ft	26.2ft	29.5ft	32.8ft
FC	3737	934	415	234	149	104	76	58	46	37
Distance	36.1ft	39.4ft	42.7ft	45.9ft	49.2ft	52.5ft	55.8ft	59.1ft	62.3ft	65.6ft
FC	31	26	22	19	17	15	13	12	10	9

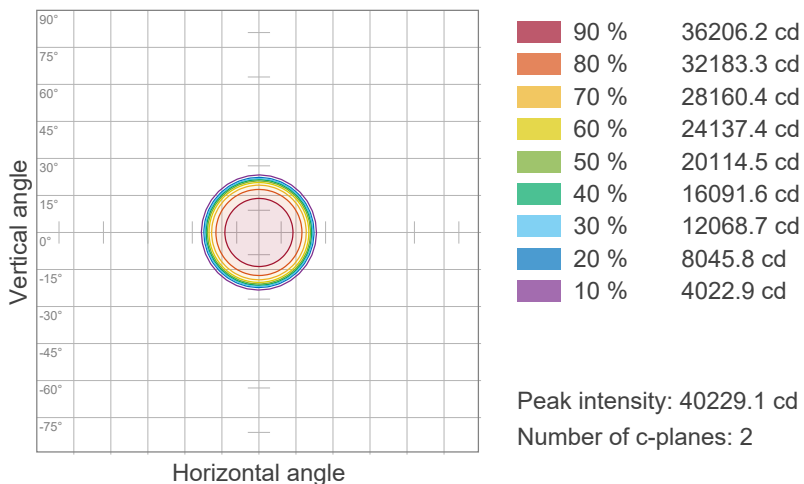
Photometric & Chromaticity Report

Maverick Force 3 Profile V2: Full Flood - Full Power - TV35

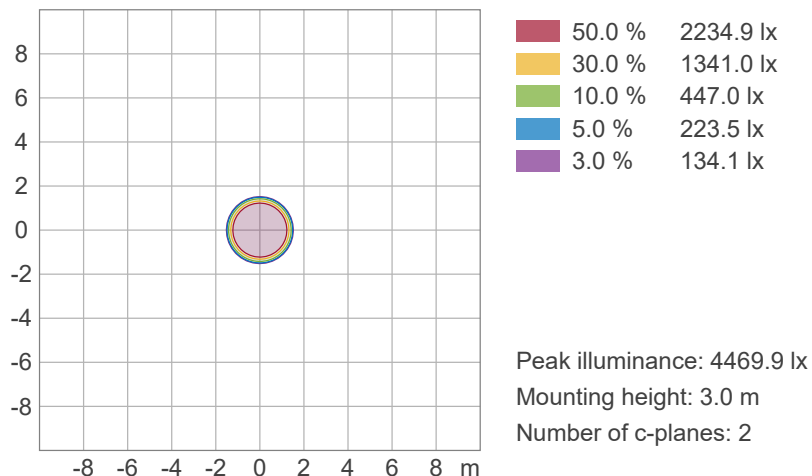


ISO Diagrams

ISO Candela Diagram



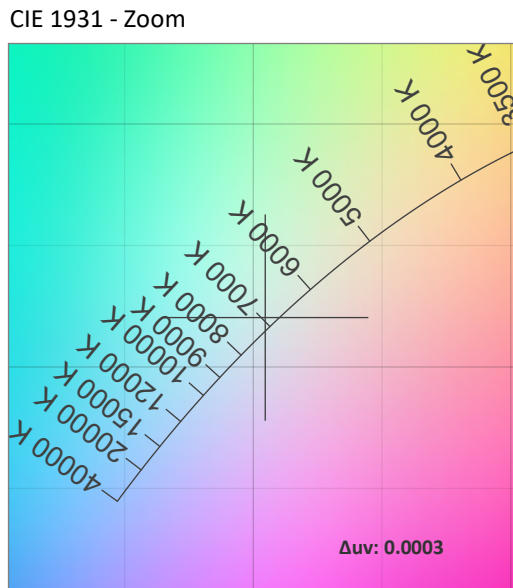
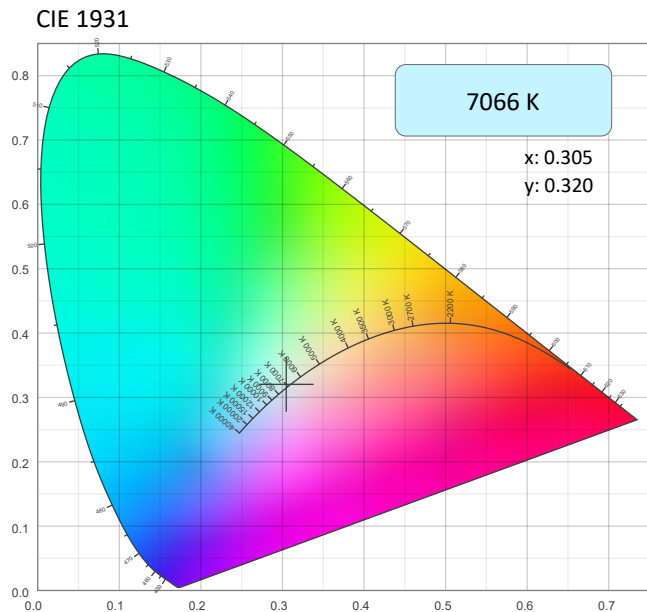
ISO Lux Diagram



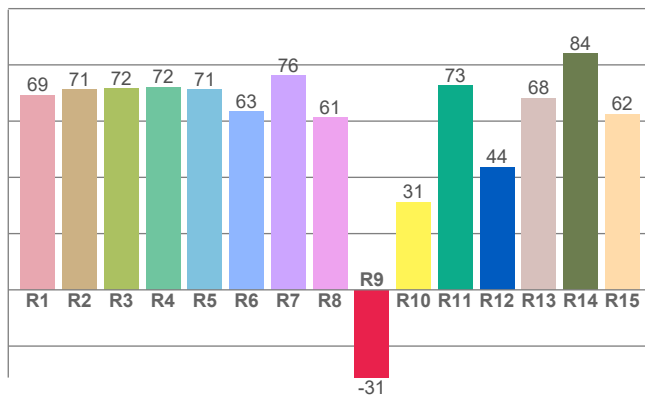
Photometric & Chromaticity Report

Maverick Force 3 Profile V2: Full Flood - Full Power - TV35

Chromaticity



CRI: 69.5 (R1-R8)

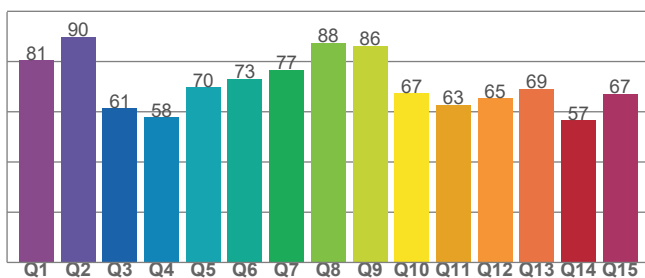


Color Parameters

Color Temperature	Color Coordinate CIE 1931	Color Coordinate CIE 1931
CCT	x	y
7066 K	0.305	0.320

Color Deviation from Black Body Curve	Color Coordinate CIE 1964	Color Coordinate CIE 1964
Δuv	y	u
0.0003	0.320	0.195

CQS: 69.6



Color Rendering Index	Red Component	Color Quality Scale
CRI	CRI - R9	CQS
69.5	-31.2	69.6

Television Lighting Consistency Index	Color Fidelity	Color Gamut
TLCI	TM30 - Rf	TM30 Rg
47	70.0	95.4

Photometric & Chromaticity Report

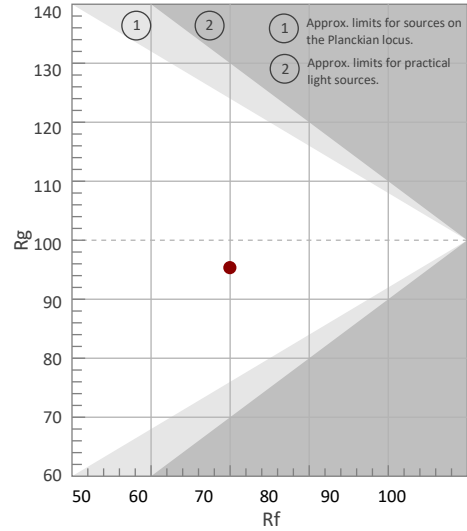
Maverick Force 3 Profile V2: Full Flood - Full Power - TV35

TM-30 Details

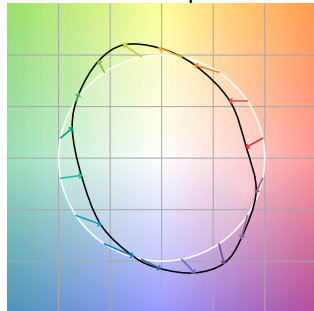
Rf 70.0
Fidelity Index (Rg)

Rg 95.4
Gammut Index (Rg)

Hue Bin	R _f	Graphic shifts (%)	
		Chroma	Hue
1	67	-17%	-6%
2	70	-14%	9%
3	63	-7%	23%
4	62	4%	23%
5	68	15%	15%
6	81	12%	-1%
7	89	1%	-7%
8	75	-9%	-12%
9	77	-20%	1%
10	64	-15%	21%
11	40	-6%	30%
12	66	5%	20%
13	79	15%	10%
14	77	18%	-6%
15	71	7%	-22%
16	75	-4%	-14%



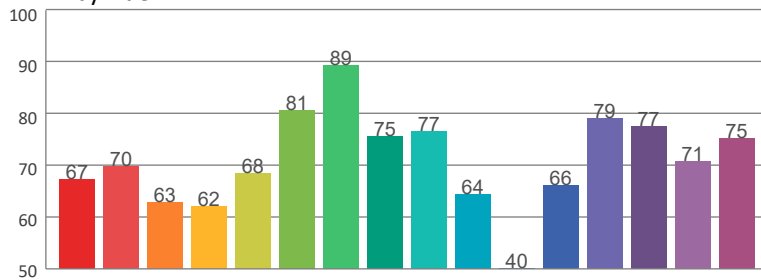
Color Vector Graphic



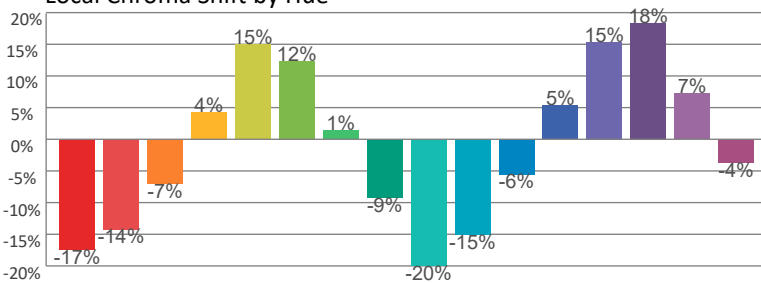
Color Distortion Graphic



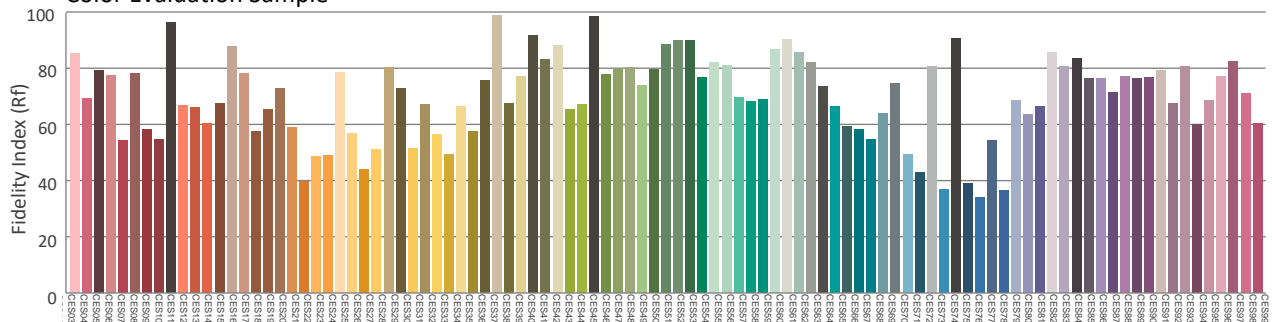
Rf by Hue



Local Chroma Shift by Hue



Color Evaluation Sample



Photometric & Chromaticity Report

Maverick Force 3 Profile V2: Full Flood - Full Power - TV35 - Stable

Report Summary

Measurements

Fixture Output: 20291 lm
Fixture Peak: 39647 cd
Fixture Efficacy: n/a lm/W
Intensity @ 5m: 1586 lux
Color Temperature: 7124 K
CRI: 69.5 CRI R9 Value: -31.7
CQS: 69.5
TLCI: 47
TM-30 Rf: 69.9
TM-30 Rg: 95.3
Beam Angle (50%): 46.4°
Field Angle (10%): 51.7°
Cutoff Angle (3%): 54.2°

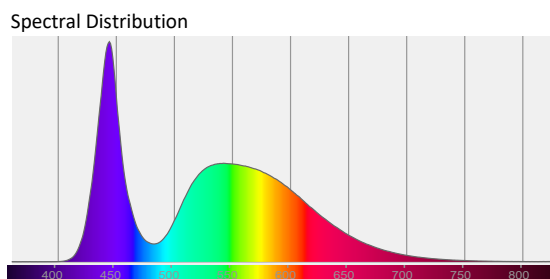
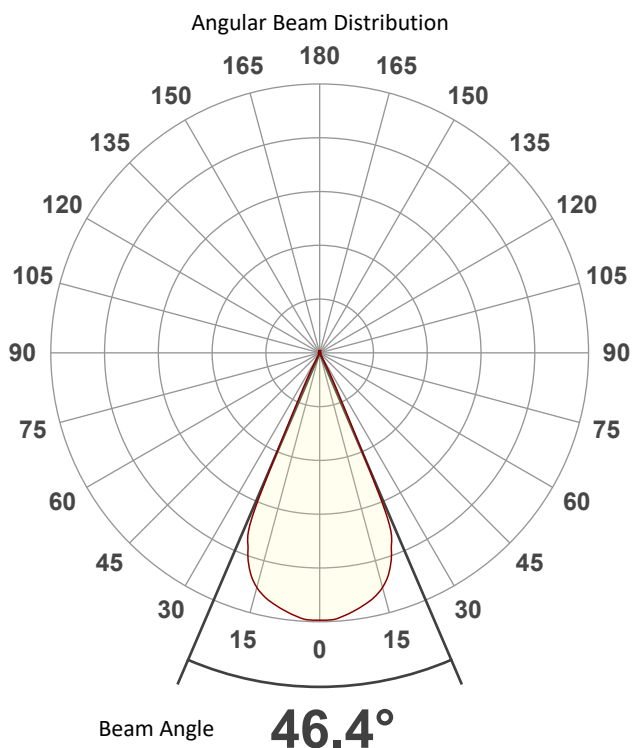


Conditions

AC Supply: 119 V, 60 Hz
Power: n/a W
Current: 0.000 A
Power Factor: n/a

This data sheet conforms to American National Standard E1.9 – 2007 (R2017). All data was measured and calculated by a Viso Systems LabSpion Goniometer at the Chauvet PD Optics Laboratory in Sunrise, FL on 4/18/2023 to LM-63-2002 Standards.


Overall Measurement



Tested Color (CIE 1931):

X: 0.304

Y: 0.319



Light Quality

CRI: 69.5

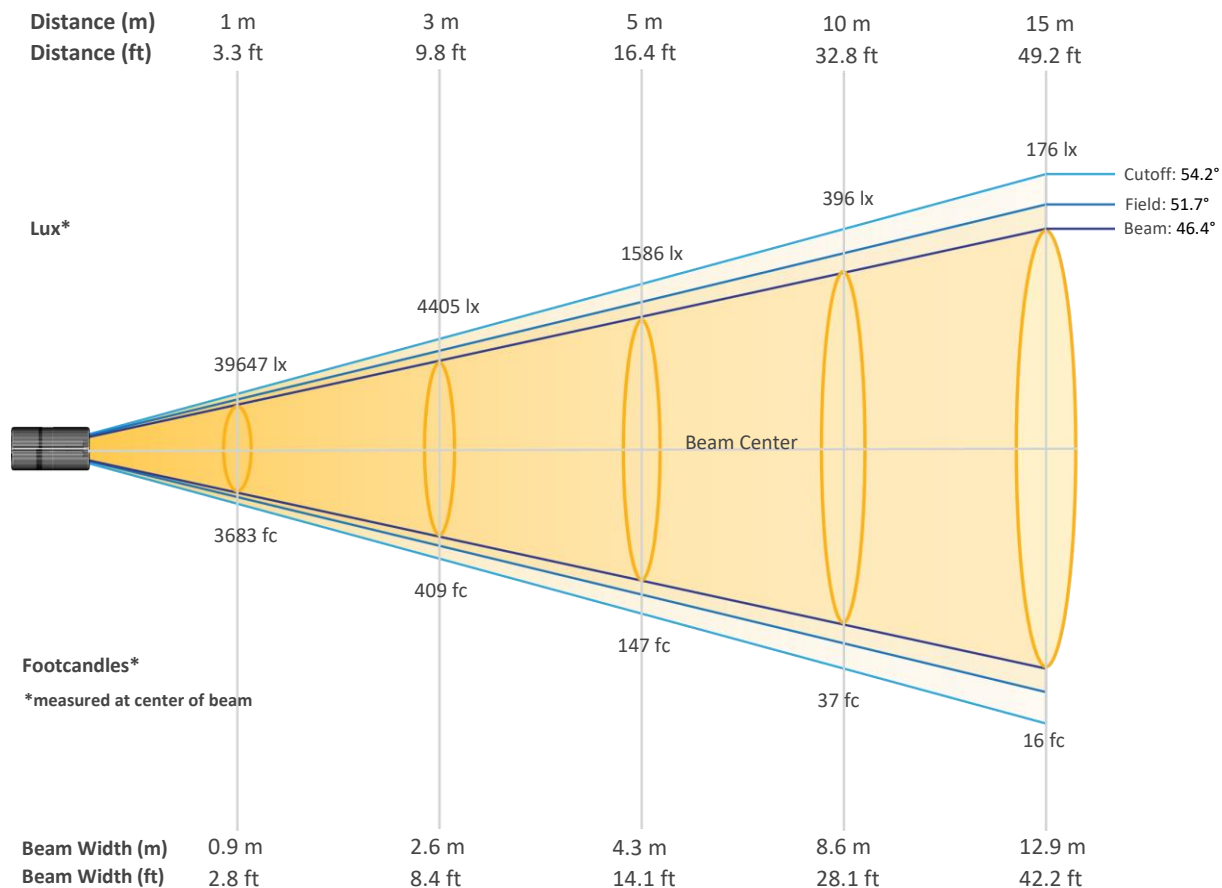
Color Temperature

7124 K

Photometric & Chromaticity Report

Maverick Force 3 Profile V2: Full Flood - Full Power - TV35 - Stable

Beam Details

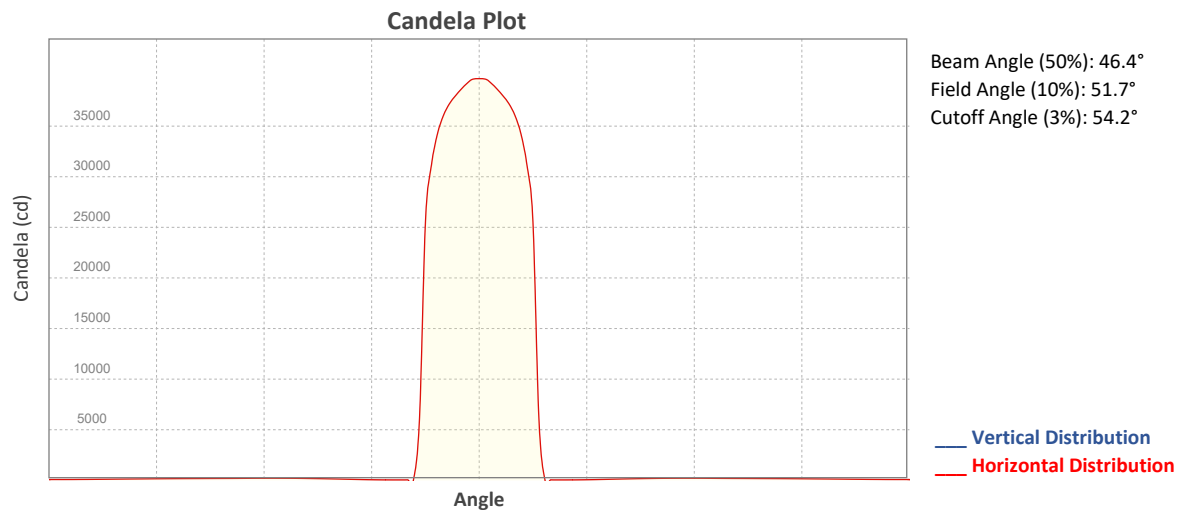


Beam Intensities from 1-20m (3.3-65.6ft)

Distance	1m	2m	3m	4m	5m	6m	7m	8m	9m	10m
Lux	39647	9912	4405	2478	1586	1101	809	619	489	396
Distance	11m	12m	13m	14m	15m	16m	17m	18m	19m	20m
Lux	328	275	235	202	176	155	137	122	110	99
Distance	3.3ft	6.6ft	9.8ft	13.1ft	16.4ft	19.7ft	23ft	26.2ft	29.5ft	32.8ft
FC	3683	921	409	230	147	102	75	58	45	37
Distance	36.1ft	39.4ft	42.7ft	45.9ft	49.2ft	52.5ft	55.8ft	59.1ft	62.3ft	65.6ft
FC	30	26	22	19	16	14	13	11	10	9

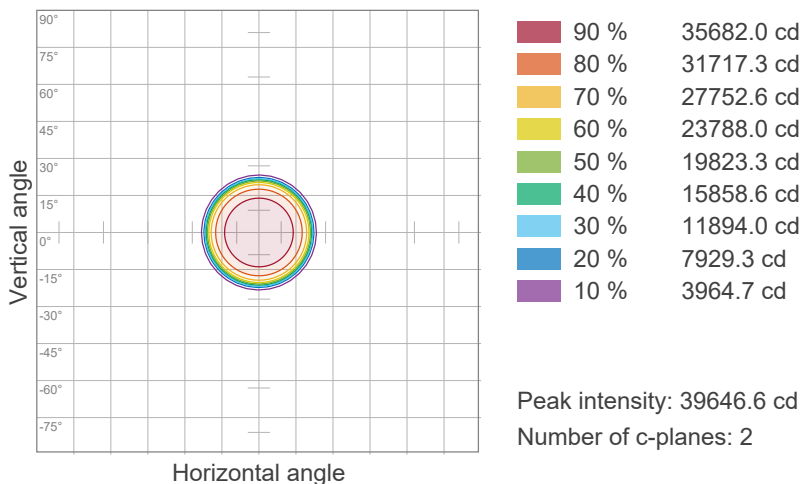
Photometric & Chromaticity Report

Maverick Force 3 Profile V2: Full Flood - Full Power - TV35 - Stable

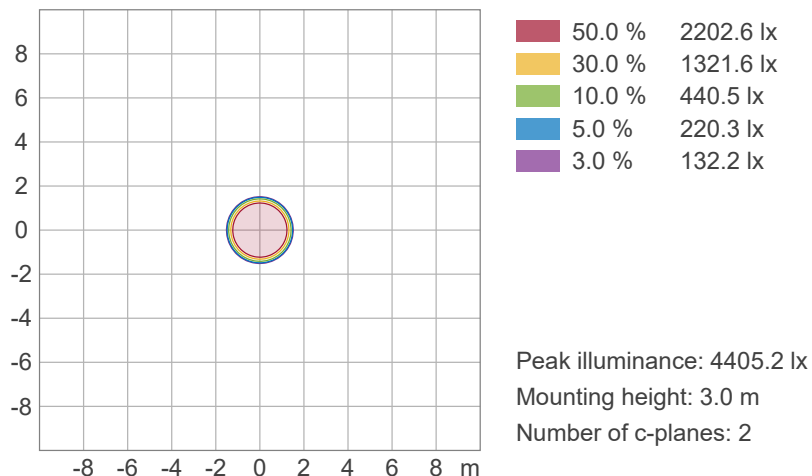


ISO Diagrams

ISO Candela Diagram



ISO Lux Diagram

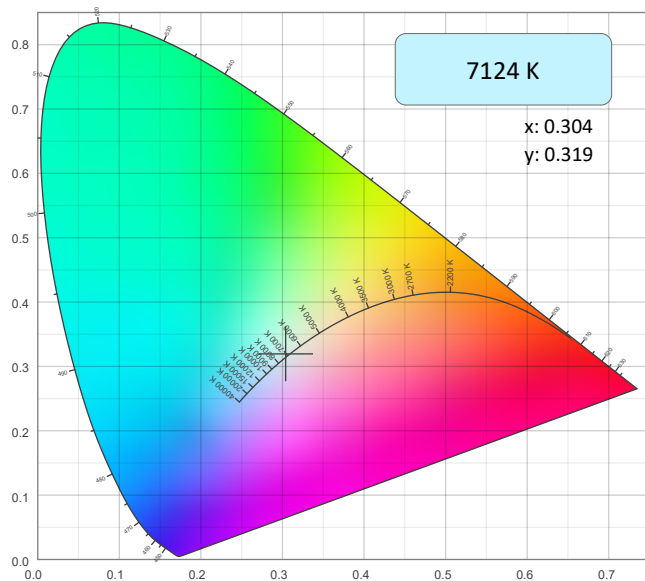


Photometric & Chromaticity Report

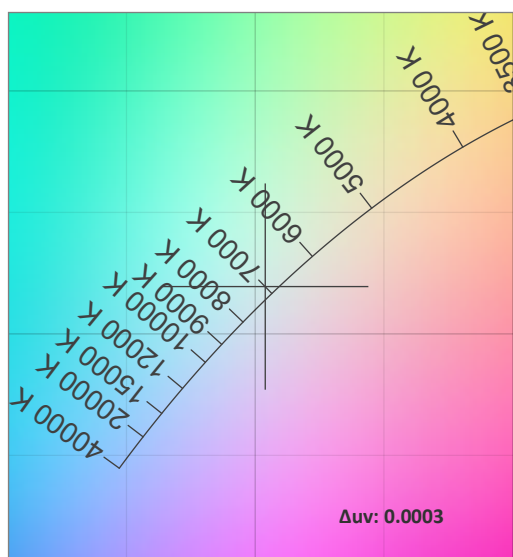
Maverick Force 3 Profile V2: Full Flood - Full Power - TV35 - Stable

Chromaticity

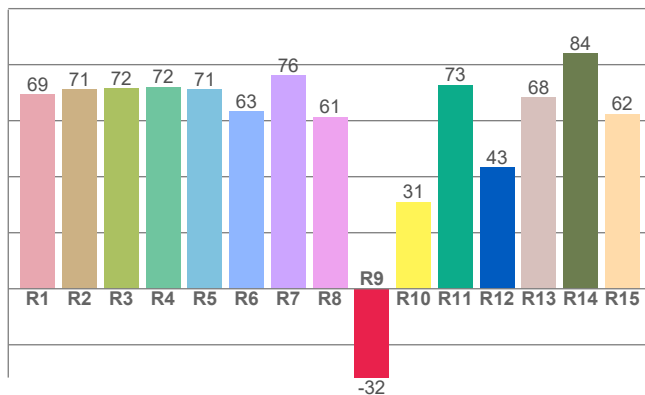
CIE 1931



CIE 1931 - Zoom



CRI: 69.5 (R1-R8)

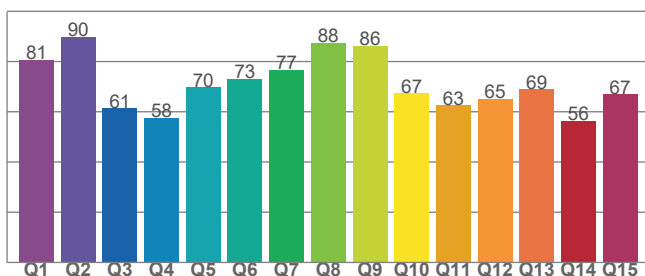


Color Parameters

Color Temperature	Color Coordinate CIE 1931	Color Coordinate CIE 1931
CCT	x	y
7124 K	0.304	0.319

Color Deviation from Black Body Curve	Color Coordinate CIE 1964	Color Coordinate CIE 1964
Δuv	y	u
0.0003	0.319	0.195

CQS: 69.5



Color Rendering Index	Red Component	Color Quality Scale
CRI	CRI - R9	CQS
69.5	-31.7	69.5

Television Lighting Consistency Index	Color Fidelity	Color Gamut
TLCI	TM30 - Rf	TM30 Rg
47	69.9	95.3

Photometric & Chromaticity Report

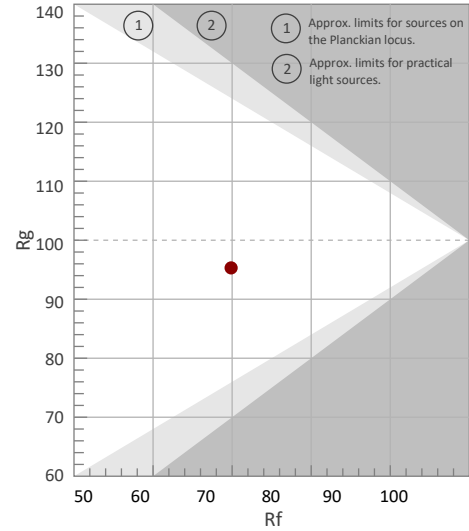
Maverick Force 3 Profile V2: Full Flood - Full Power - TV35 - Stable

TM-30 Details

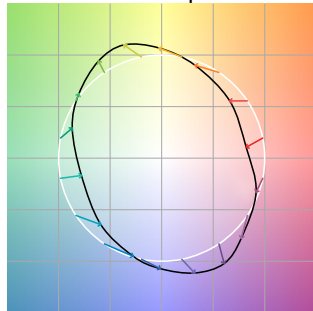
Rf 69.9
Fidelity Index (Rg)

Rg 95.3
Gammut Index (Rg)

Hue Bin	R _f	Graphic shifts (%)	
		Chroma	Hue
1	67	-18%	-6%
2	70	-14%	9%
3	63	-7%	23%
4	62	4%	23%
5	68	15%	15%
6	81	12%	-1%
7	89	1%	-7%
8	76	-9%	-12%
9	76	-20%	1%
10	64	-15%	21%
11	40	-6%	30%
12	66	5%	20%
13	79	15%	10%
14	77	19%	-6%
15	71	7%	-22%
16	75	-4%	-14%



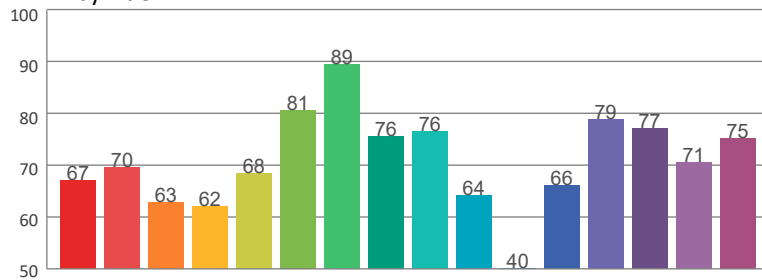
Color Vector Graphic



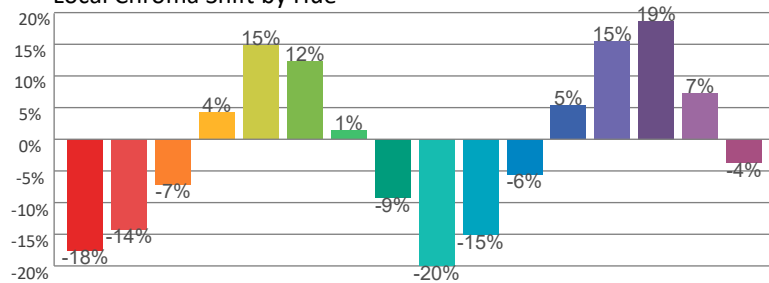
Color Distortion Graphic



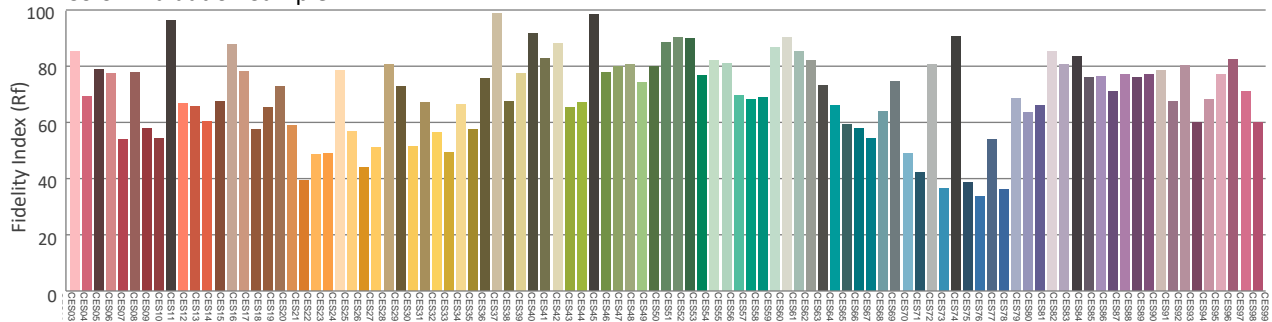
Rf by Hue



Local Chroma Shift by Hue



Color Evaluation Sample



Photometric & Chromaticity Report

Maverick Force 3 Profile V2: Full Spot - Full Power

Report Summary

Measurements

Fixture Output: 24401 lm
Fixture Peak: 3279740 cd
Fixture Efficacy: n/a lm/W
Intensity @ 5m: 131190 lux
Color Temperature: 7447 K
CRI: 70.9 CRI R9 Value: -23.9
CQS: 69.9
TLCI: 49
TM-30 Rf: 70.8
TM-30 Rg: 95.0
Beam Angle (50%): 5.3°
Field Angle (10%): 6.4°
Cutoff Angle (3%): 6.7°

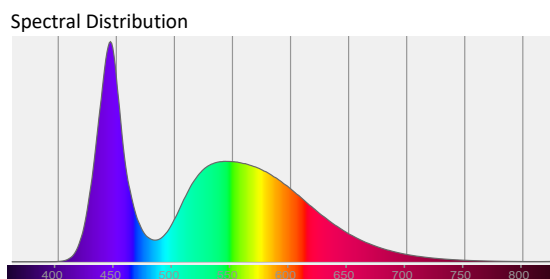
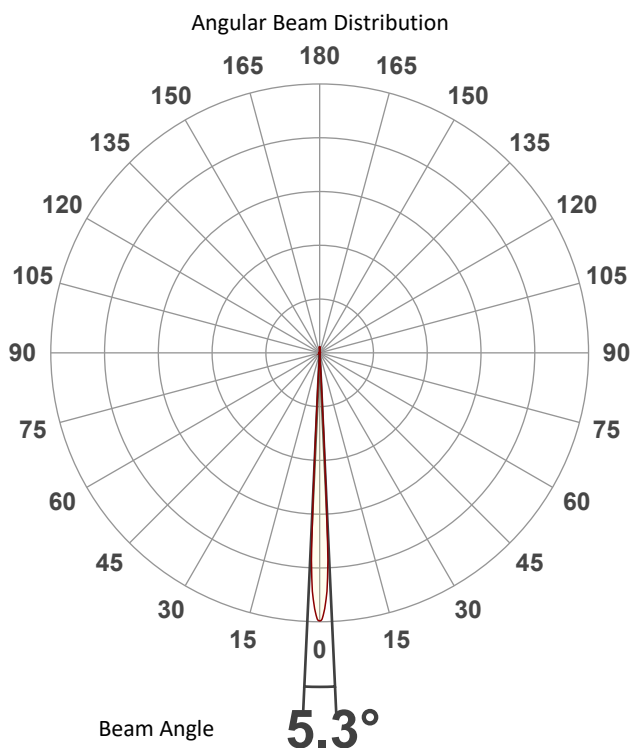


Conditions

AC Supply: 117 V, 60.1 Hz
Power: n/a W
Current: 0.000 A
Power Factor: n/a

This data sheet conforms to American National Standard E1.9 – 2007 (R2017). All data was measured and calculated by a Viso Systems LabSpion Goniometer at the Chauvet PD Optics Laboratory in Sunrise, FL on 4/17/2023 to LM-63-2002 Standards.


Overall Measurement



Tested Color (CIE 1931):

X: 0.301

Y: 0.313



Light Quality

CRI: 70.9

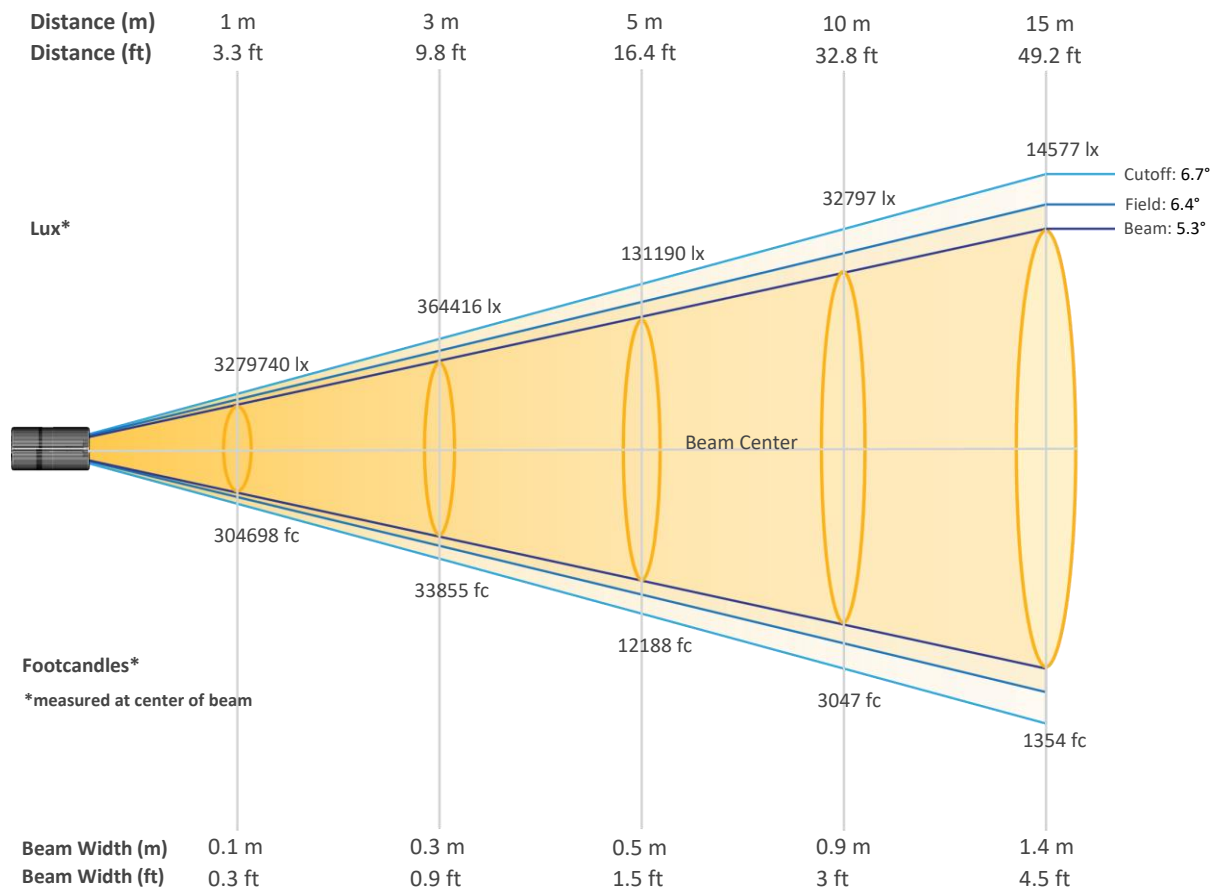
Color Temperature

7447 K

Photometric & Chromaticity Report

Maverick Force 3 Profile V2: Full Spot - Full Power

Beam Details

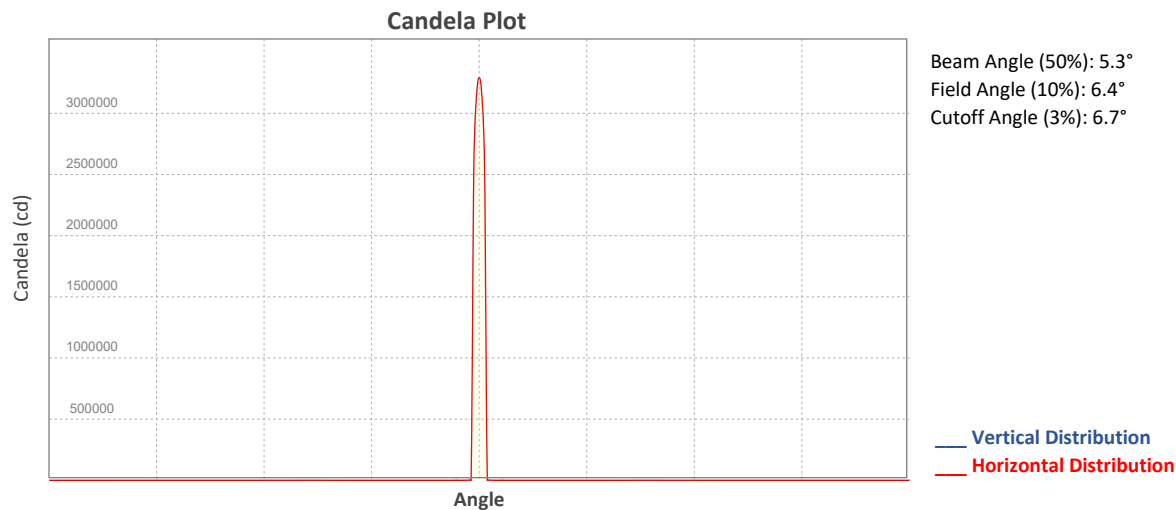


Beam Intensities from 1-20m (3.3-65.6ft)

Distance	1m	2m	3m	4m	5m	6m	7m	8m	9m	10m
Lux	3279740	819935	364416	204984	131190	91104	66933	51246	40491	32797
Distance	11m	12m	13m	14m	15m	16m	17m	18m	19m	20m
Lux	27105	22776	19407	16733	14577	12811	11349	10123	9085	8199
Distance	3.3ft	6.6ft	9.8ft	13.1ft	16.4ft	19.7ft	23ft	26.2ft	29.5ft	32.8ft
FC	304698	76174	33855	19044	12188	8464	6218	4761	3762	3047
Distance	36.1ft	39.4ft	42.7ft	45.9ft	49.2ft	52.5ft	55.8ft	59.1ft	62.3ft	65.6ft
FC	2518	2116	1803	1555	1354	1190	1054	940	844	762

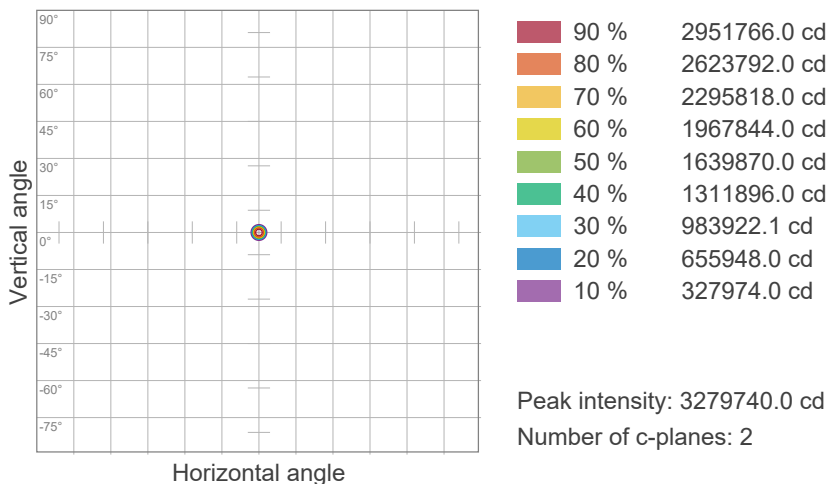
Photometric & Chromaticity Report

Maverick Force 3 Profile V2: Full Spot - Full Power

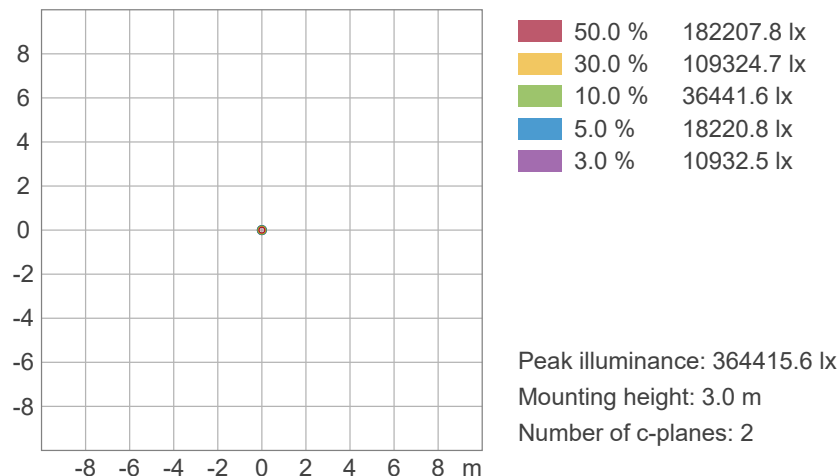


ISO Diagrams

ISO Candela Diagram



ISO Lux Diagram

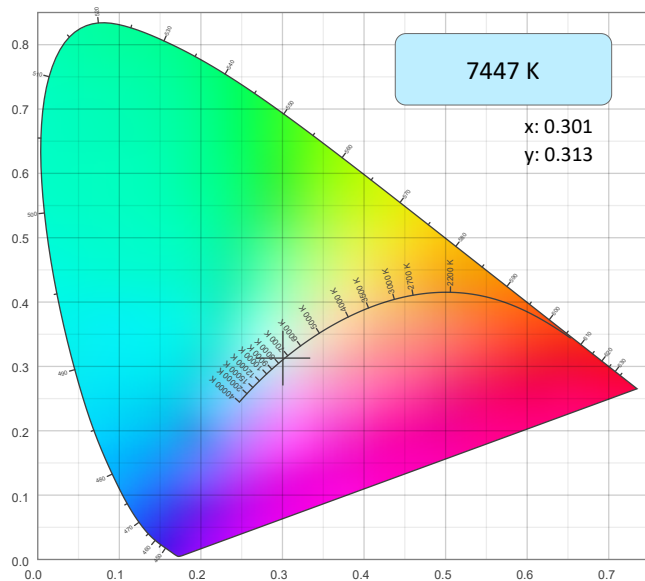


Photometric & Chromaticity Report

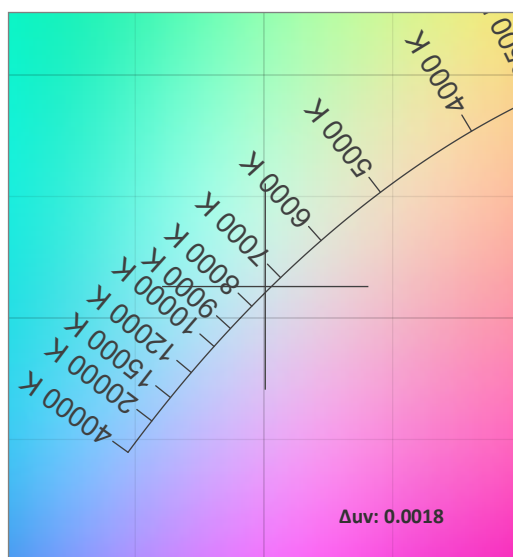
Maverick Force 3 Profile V2: Full Spot - Full Power

Chromaticity

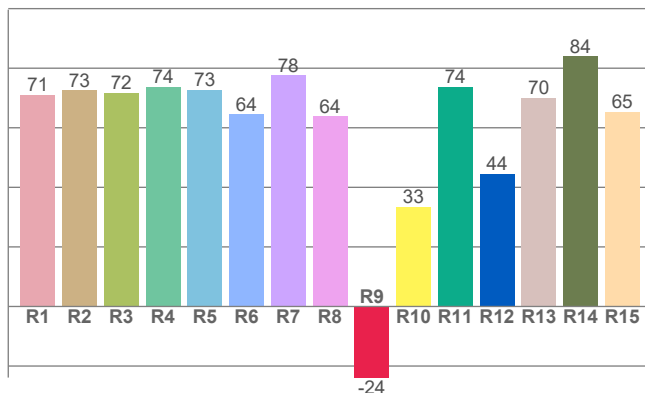
CIE 1931



CIE 1931 - Zoom



CRI: 70.9 (R1-R8)

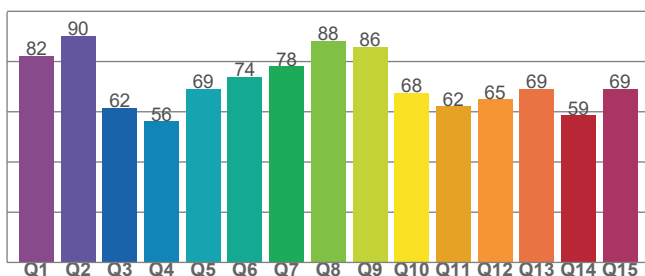


Color Parameters

Color Temperature	Color Coordinate CIE 1931	Color Coordinate CIE 1931
CCT	x	y
7447 K	0.301	0.313

Color Deviation from Black Body Curve	Color Coordinate CIE 1964	Color Coordinate CIE 1964
Δuv	y	u
0.0018	0.313	0.195

CQS: 69.9



Color Rendering Index	Red Component	Color Quality Scale
CRI	CRI - R9	CQS
70.9	-23.9	69.9

Television Lighting Consistency Index	Color Fidelity	Color Gamut
TLCI	TM30 - Rf	TM30 Rg
49	70.8	95.0



Photometric & Chromaticity Report

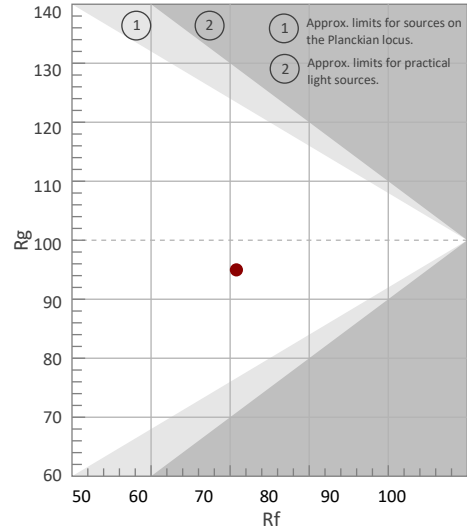
Maverick Force 3 Profile V2: Full Spot - Full Power

TM-30 Details

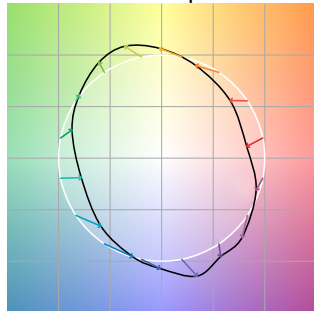
Rf 70.8
Fidelity Index (Rg)

Rg 95.0
Gammut Index (Rg)


Hue Bin	R _f	Graphic shifts (%)	
		Chroma	Hue
1	69	-17%	-5%
2	70	-14%	10%
3	64	-7%	22%
4	63	4%	23%
5	70	13%	14%
6	82	11%	-1%
7	90	0%	-7%
8	77	-9%	-10%
9	77	-20%	3%
10	63	-14%	22%
11	40	-5%	30%
12	66	5%	19%
13	78	19%	11%
14	78	11%	-6%
15	73	8%	-21%
16	77	-4%	-12%



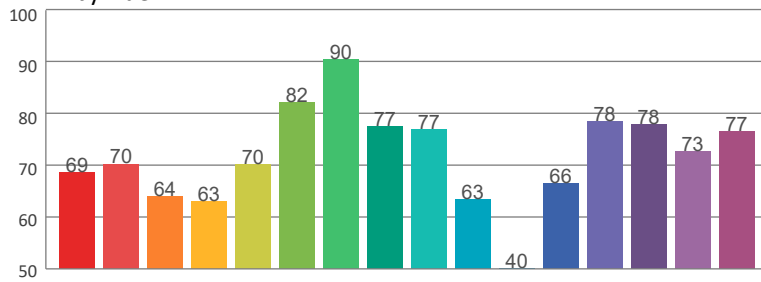
Color Vector Graphic



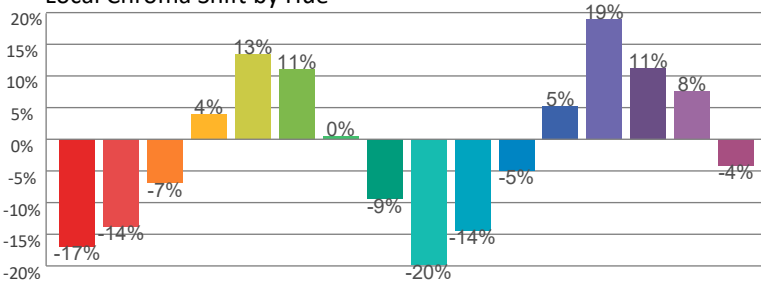
Color Distortion Graphic



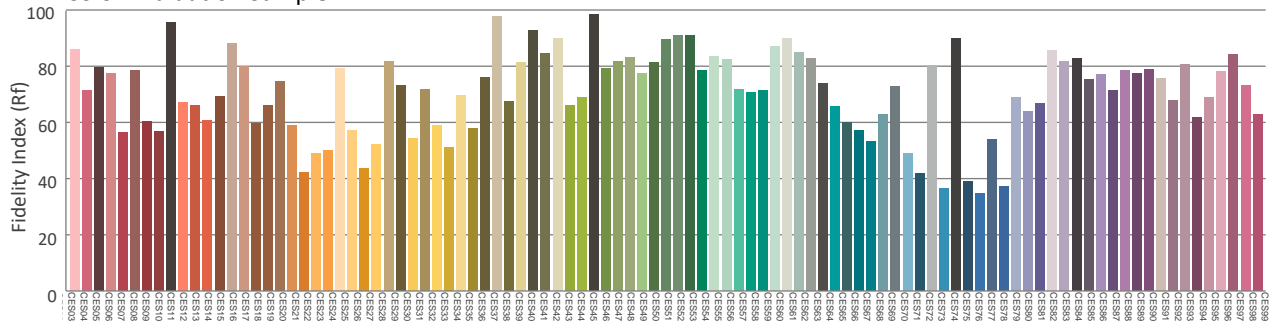
Rf by Hue



Local Chroma Shift by Hue



Color Evaluation Sample



Photometric & Chromaticity Report

Maverick Force 3 Profile V2: Full Spot - Full Power - Auto

Report Summary

Measurements

Fixture Output: 21983 lm
Fixture Peak: 3014997 cd
Fixture Efficacy: n/a lm/W
Intensity @ 5m: 120600 lux
Color Temperature: 7483 K
CRI: 71.2 CRI R9 Value: -23.6
CQS: 70.1
TLCI: 49
TM-30 Rf: 71.1
TM-30 Rg: 95.2
Beam Angle (50%): 5°
Field Angle (10%): 6.8°
Cutoff Angle (3%): 7.7°

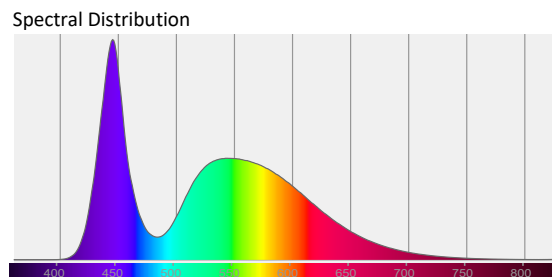
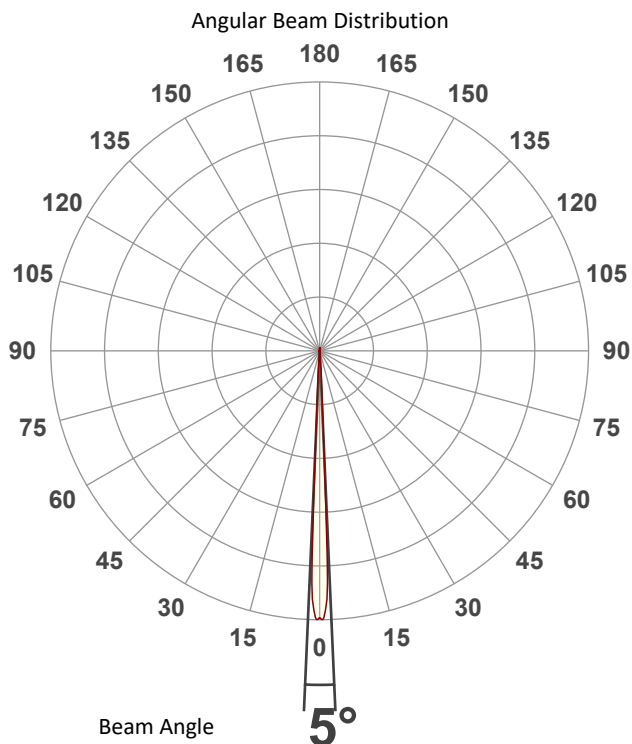


Conditions

AC Supply: 117 V, 60 Hz
Power: n/a W
Current: 0.000 A
Power Factor: n/a

This data sheet conforms to American National Standard E1.9 – 2007 (R2017). All data was measured and calculated by a Viso Systems LabSpion Goniometer at the Chauvet PD Optics Laboratory in Sunrise, FL on 4/17/2023 to LM-63-2002 Standards.

Overall Measurement



Tested Color (CIE 1931):
X: 0.300
Y: 0.313

Light Quality
CRI: 71.2

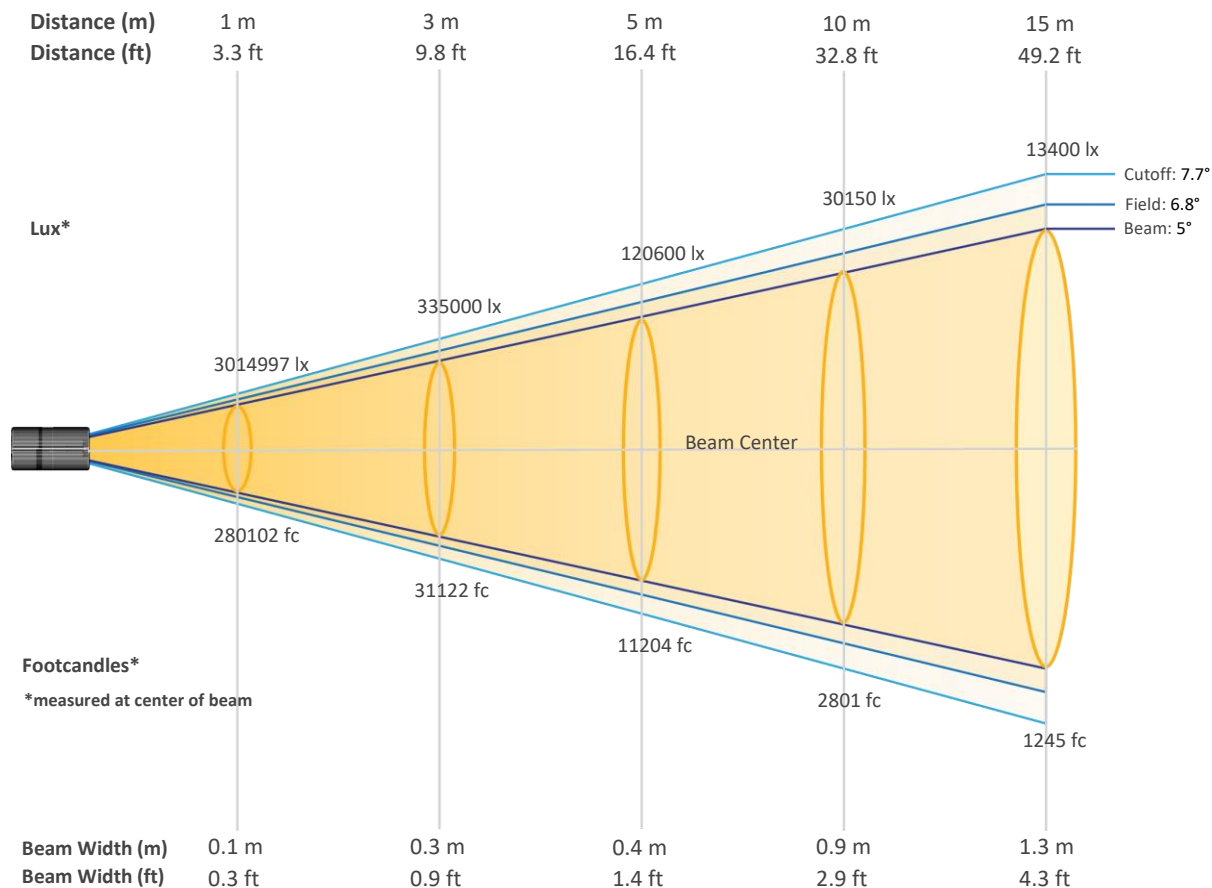
Color Temperature
7483 K



Photometric & Chromaticity Report

Maverick Force 3 Profile V2: Full Spot - Full Power - Auto

Beam Details

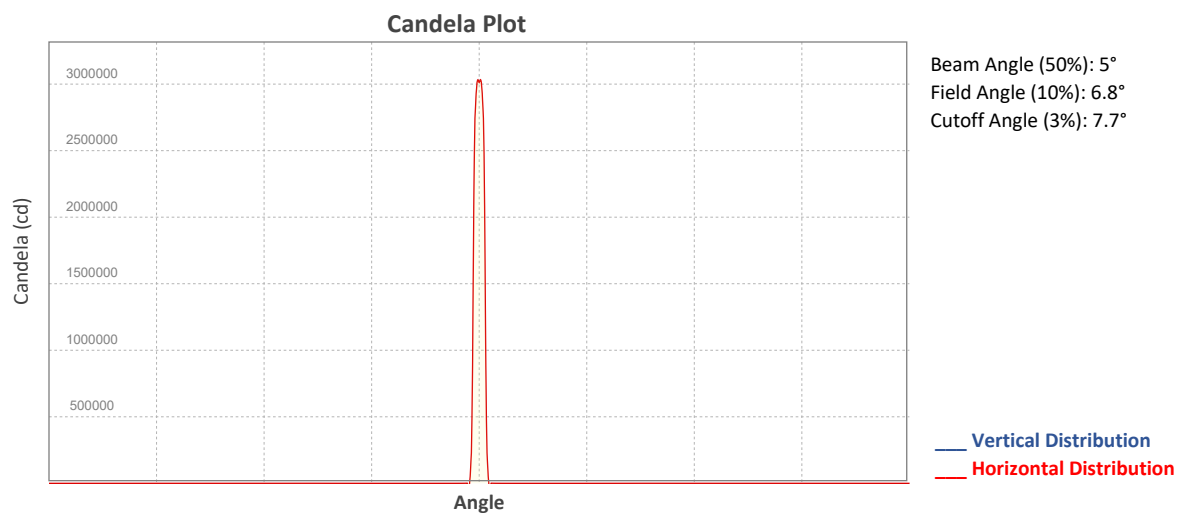


Beam Intensities from 1-20m (3.3-65.6ft)

Distance	1m	2m	3m	4m	5m	6m	7m	8m	9m	10m
Lux	3014997	753749	335000	188437	120600	83750	61531	47109	37222	30150
Distance	11m	12m	13m	14m	15m	16m	17m	18m	19m	20m
Lux	24917	20937	17840	15383	13400	11777	10433	9306	8352	7537
Distance	3.3ft	6.6ft	9.8ft	13.1ft	16.4ft	19.7ft	23ft	26.2ft	29.5ft	32.8ft
FC	280102	70026	31122	17506	11204	7781	5716	4377	3458	2801
Distance	36.1ft	39.4ft	42.7ft	45.9ft	49.2ft	52.5ft	55.8ft	59.1ft	62.3ft	65.6ft
FC	2315	1945	1657	1429	1245	1094	969	865	776	700

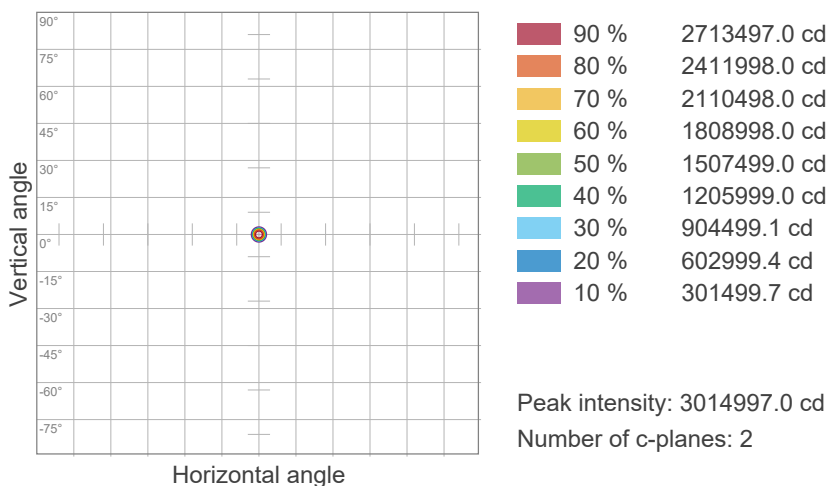
Photometric & Chromaticity Report

Maverick Force 3 Profile V2: Full Spot - Full Power - Auto

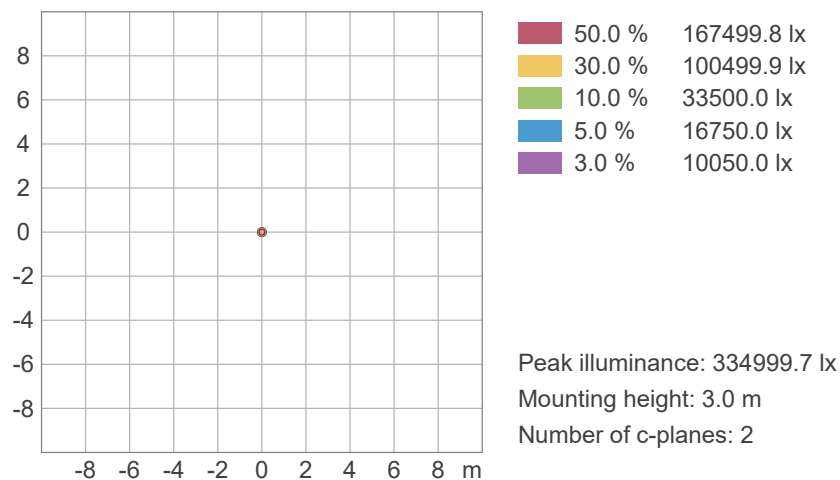


ISO Diagrams

ISO Candela Diagram



ISO Lux Diagram

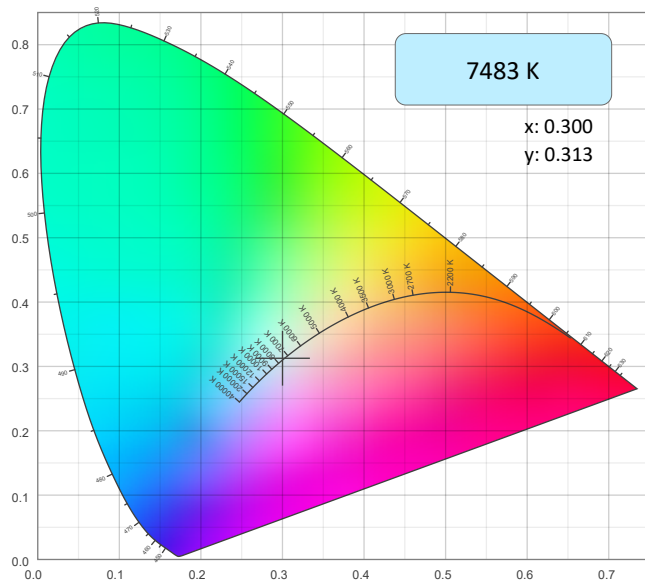


Photometric & Chromaticity Report

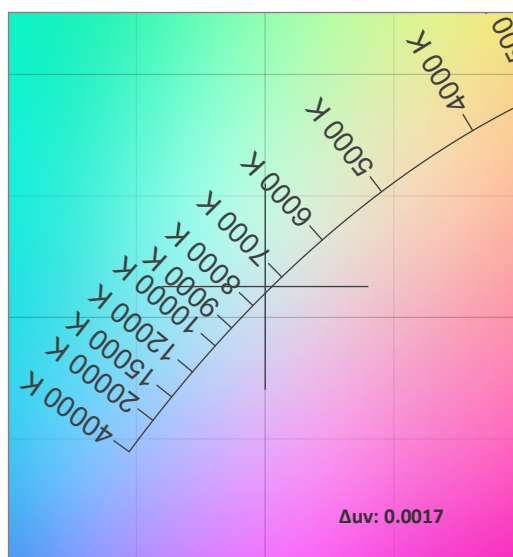
Maverick Force 3 Profile V2: Full Spot - Full Power - Auto

Chromaticity

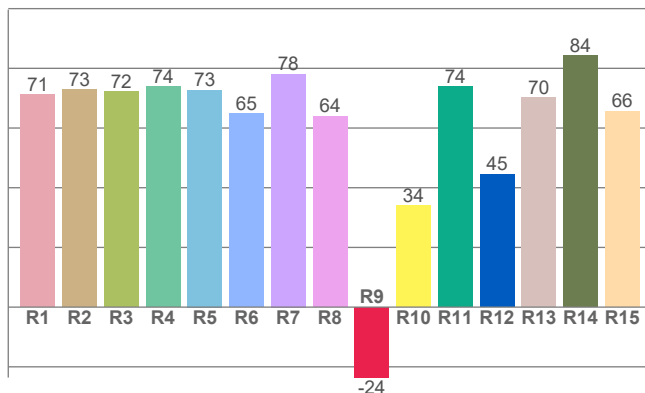
CIE 1931



CIE 1931 - Zoom



CRI: 71.2 (R1-R8)

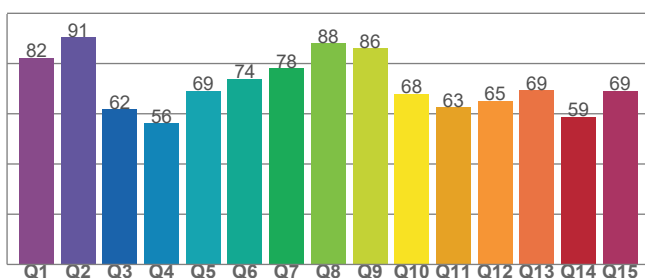


Color Parameters

Color Temperature	Color Coordinate CIE 1931	Color Coordinate CIE 1931
CCT	x	y
7483 K	0.300	0.313

Color Deviation from Black Body Curve	Color Coordinate CIE 1964	Color Coordinate CIE 1964
Δuv	y	u
0.0017	0.313	0.195

CQS: 70.1



Color Rendering Index	Red Component	Color Quality Scale
CRI	CRI - R9	CQS
71.2	-23.6	70.1

Television Lighting Consistency Index	Color Fidelity	Color Gamut
TLCI	TM30 - Rf	TM30 Rg
49	71.1	95.2



Photometric & Chromaticity Report

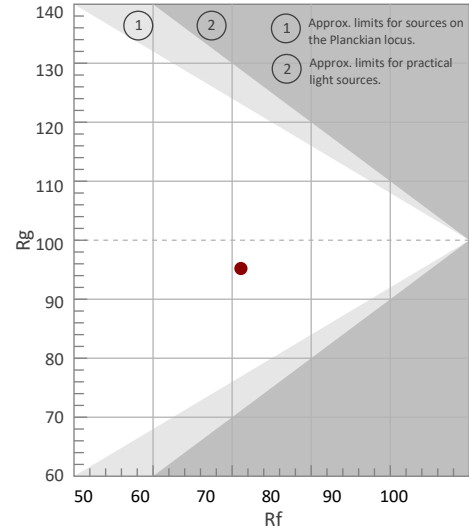
Maverick Force 3 Profile V2: Full Spot - Full Power - Auto

TM-30 Details

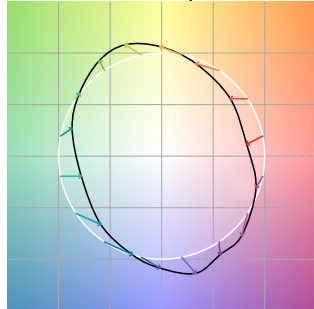
Rf 71.1
Fidelity Index (Rg)

Rg 95.2
Gammut Index (Rg)


Hue Bin	R _f	Graphic shifts (%)	
		Chroma	Hue
1	69	-17%	-5%
2	70	-14%	10%
3	64	-7%	22%
4	64	4%	22%
5	71	13%	14%
6	83	11%	-1%
7	91	0%	-6%
8	78	-10%	-10%
9	77	-20%	4%
10	63	-14%	22%
11	41	-5%	29%
12	71	7%	20%
13	78	18%	10%
14	78	11%	-6%
15	73	7%	-21%
16	77	-4%	-12%



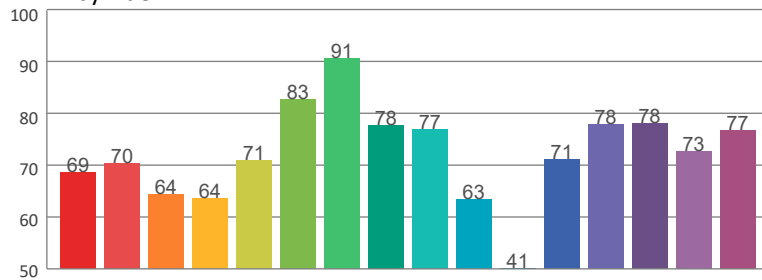
Color Vector Graphic



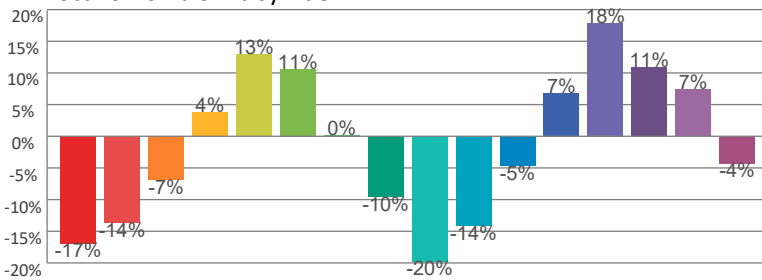
Color Distortion Graphic



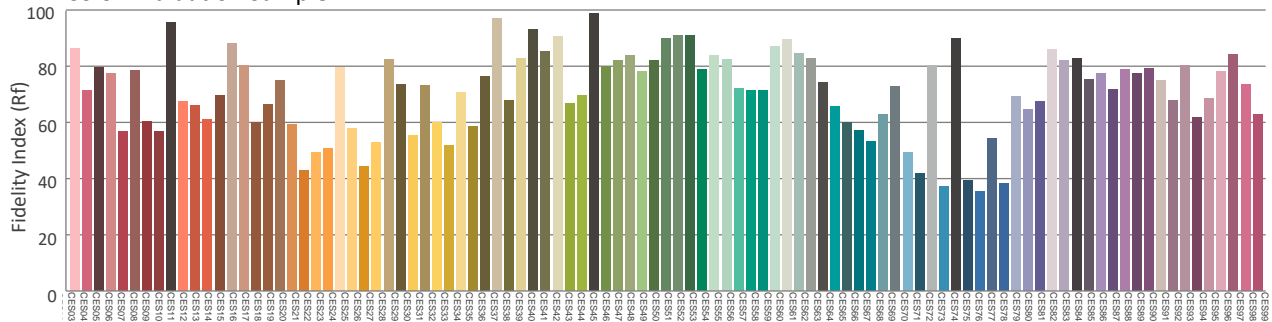
R_f by Hue



Local Chroma Shift by Hue



Color Evaluation Sample



Photometric & Chromaticity Report

Maverick Force 3 Profile V2: Full Spot - Full Power - ECO

Report Summary

Measurements

Fixture Output: 22484 lm
Fixture Peak: 2960923 cd
Fixture Efficacy: n/a lm/W
Intensity @ 5m: 118437 lux
Color Temperature: 7230 K
CRI: 70.7 CRI R9 Value: -26.7
CQS: 70.1
TLCI: 49
TM-30 Rf: 71.1
TM-30 Rg: 95.0
Beam Angle (50%): 5.4°
Field Angle (10%): 6.5°
Cutoff Angle (3%): 6.8°

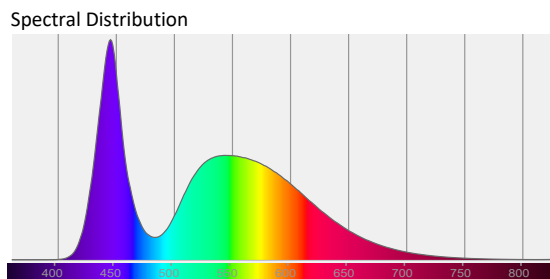
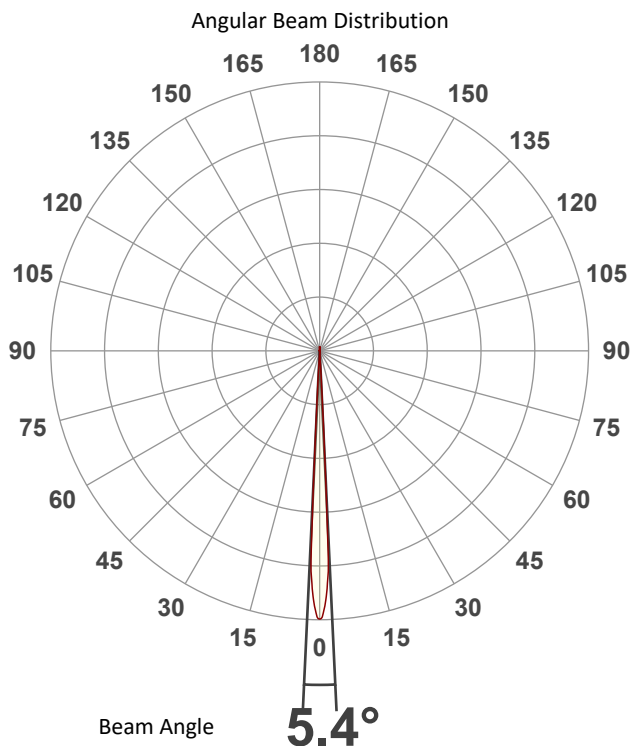


Conditions

AC Supply: 118 V, 60 Hz
Power: n/a W
Current: 0.000 A
Power Factor: n/a

This data sheet conforms to American National Standard E1.9 – 2007 (R2017). All data was measured and calculated by a Viso Systems LabSpion Goniometer at the Chauvet PD Optics Laboratory in Sunrise, FL on 4/17/2023 to LM-63-2002 Standards.


Overall Measurement



Tested Color (CIE 1931):

X: 0.303

Y: 0.317



Light Quality

CRI: 70.7

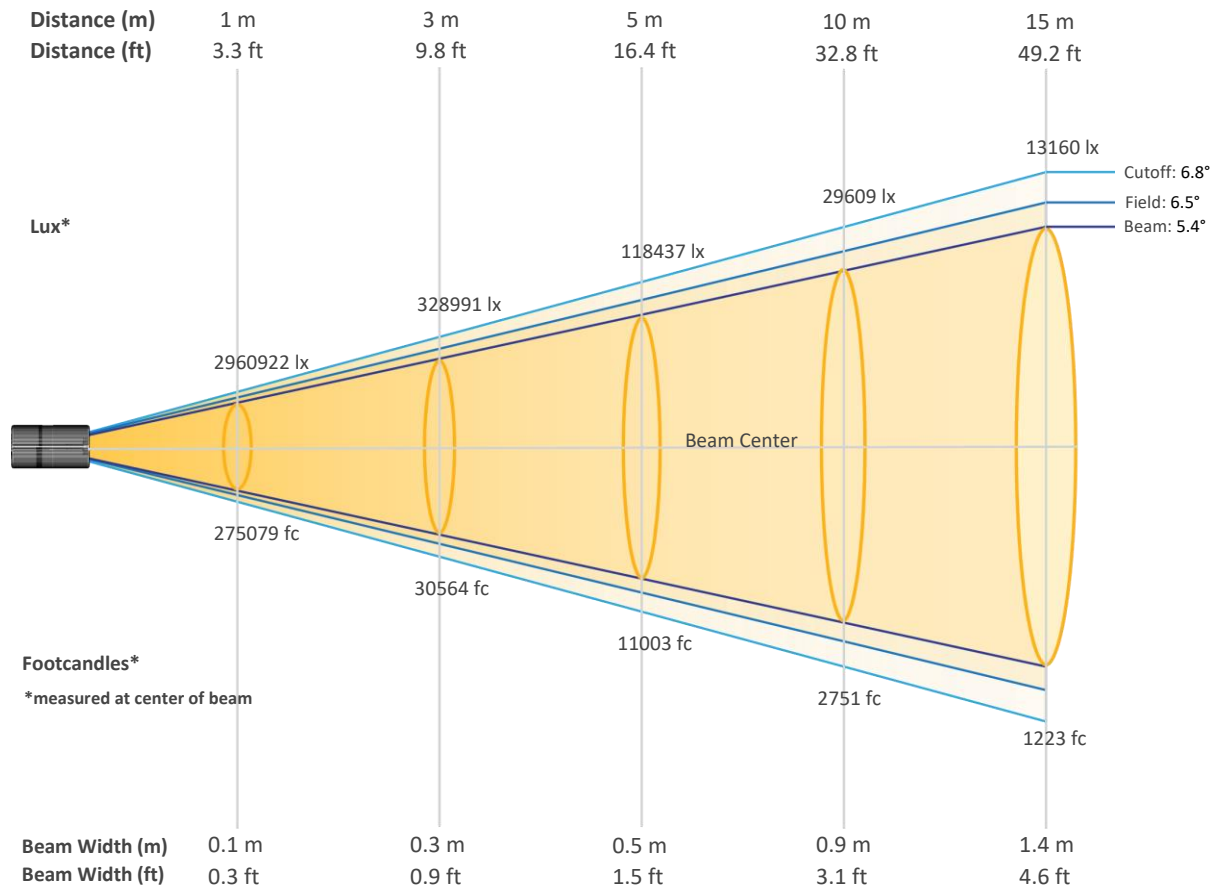
Color Temperature

7230 K

Photometric & Chromaticity Report

Maverick Force 3 Profile V2: Full Spot - Full Power - ECO

Beam Details

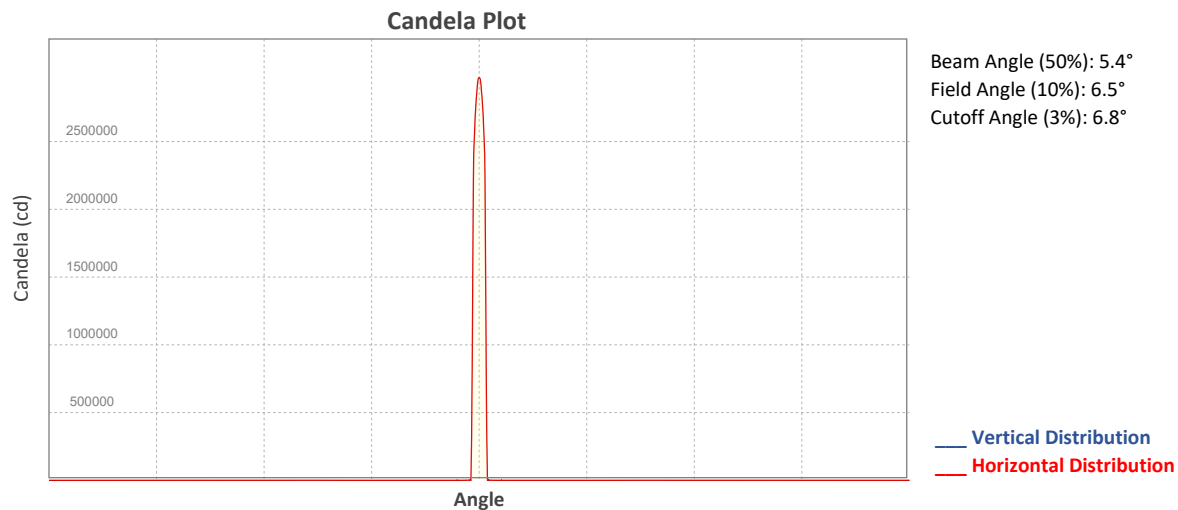


Beam Intensities from 1-20m (3.3-65.6ft)

Distance	1m	2m	3m	4m	5m	6m	7m	8m	9m	10m
Lux	2960922	740231	328991	185058	118437	82248	60427	46264	36555	29609
Distance	11m	12m	13m	14m	15m	16m	17m	18m	19m	20m
Lux	24470	20562	17520	15107	13160	11566	10245	9139	8202	7402
Distance	3.3ft	6.6ft	9.8ft	13.1ft	16.4ft	19.7ft	23ft	26.2ft	29.5ft	32.8ft
FC	275079	68770	30564	17192	11003	7641	5614	4298	3396	2751
Distance	36.1ft	39.4ft	42.7ft	45.9ft	49.2ft	52.5ft	55.8ft	59.1ft	62.3ft	65.6ft
FC	2273	1910	1628	1403	1223	1075	952	849	762	688

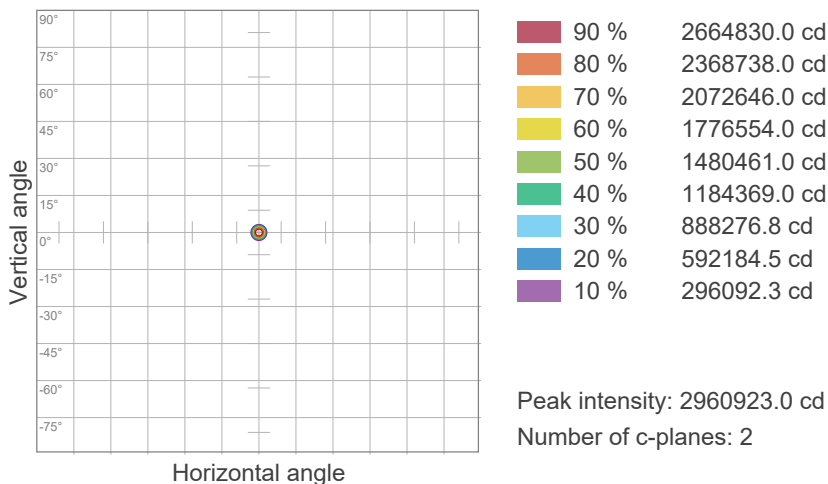
Photometric & Chromaticity Report

Maverick Force 3 Profile V2: Full Spot - Full Power - ECO

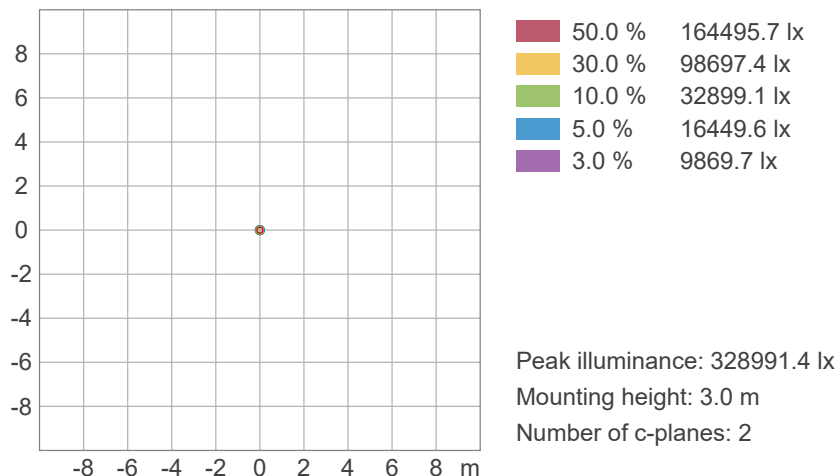


ISO Diagrams

ISO Candela Diagram



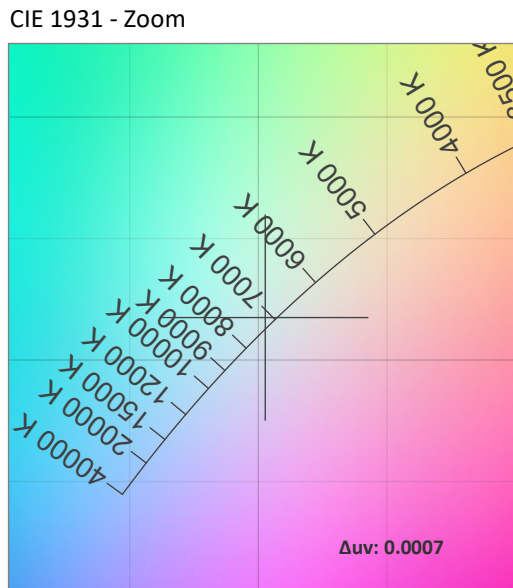
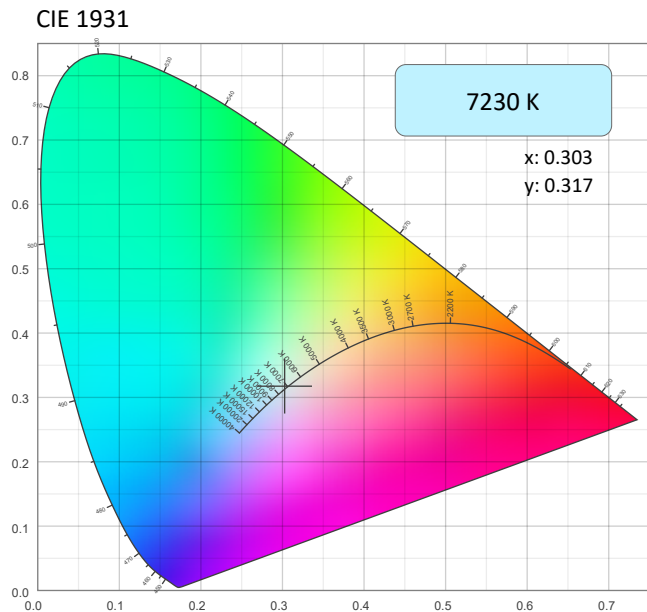
ISO Lux Diagram



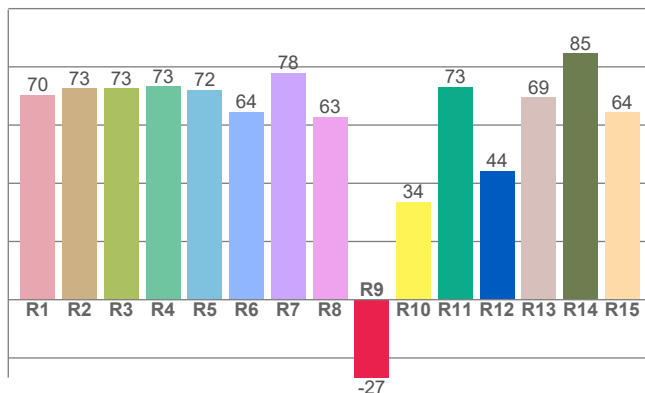
Photometric & Chromaticity Report

Maverick Force 3 Profile V2: Full Spot - Full Power - ECO

Chromaticity



CRI: 70.7 (R1-R8)

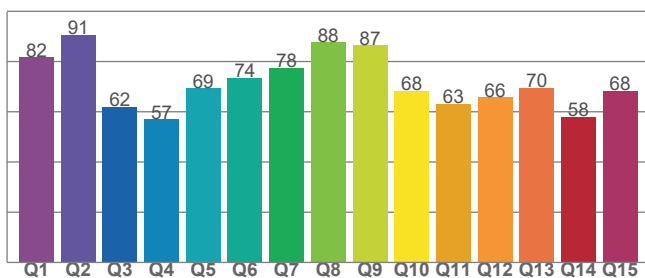


Color Parameters

Color Temperature	Color Coordinate CIE 1931	Color Coordinate CIE 1931
CCT	x	y
7230 K	0.303	0.317

Color Deviation from Black Body Curve	Color Coordinate CIE 1964	Color Coordinate CIE 1964
Δuv	y	u
0.0007	0.317	0.195

CQS: 70.1



Color Rendering Index	Red Component	Color Quality Scale
CRI	CRI - R9	CQS
70.7	-26.7	70.1

Television Lighting Consistency Index	Color Fidelity	Color Gamut
TLCI	TM30 - Rf	TM30 Rg
49	71.1	95.0



Photometric & Chromaticity Report

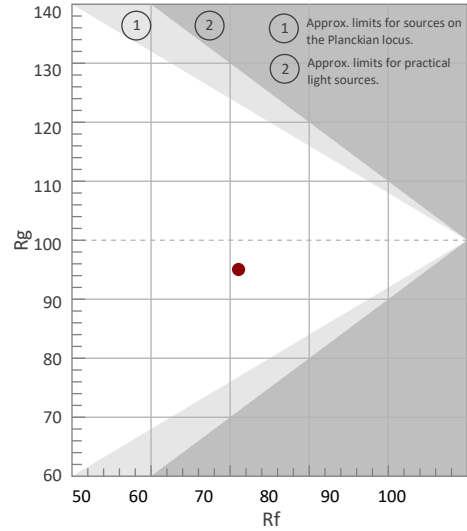
Maverick Force 3 Profile V2: Full Spot - Full Power - ECO

TM-30 Details

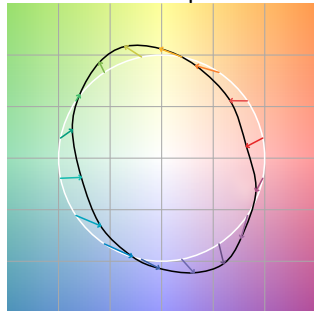
Rf 71.1
Fidelity Index (Rg)

Rg 95.0
Gammut Index (Rg)

Hue Bin	R _f	Graphic shifts (%)	
		Chroma	Hue
1	68	-17%	-5%
2	70	-14%	9%
3	64	-7%	22%
4	64	4%	22%
5	71	13%	14%
6	82	11%	-1%
7	90	0%	-7%
8	77	-10%	-10%
9	77	-20%	3%
10	64	-14%	22%
11	42	-5%	29%
12	68	5%	19%
13	80	15%	9%
14	77	18%	-7%
15	71	7%	-22%
16	76	-4%	-14%



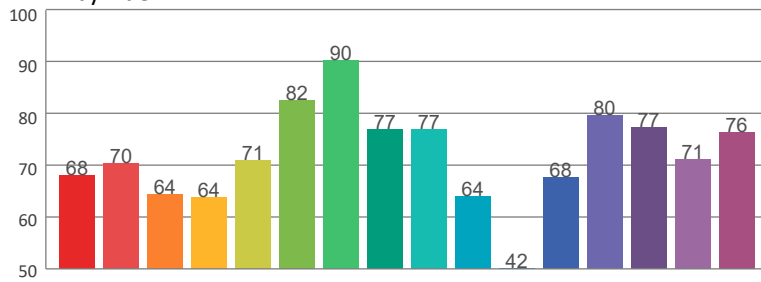
Color Vector Graphic



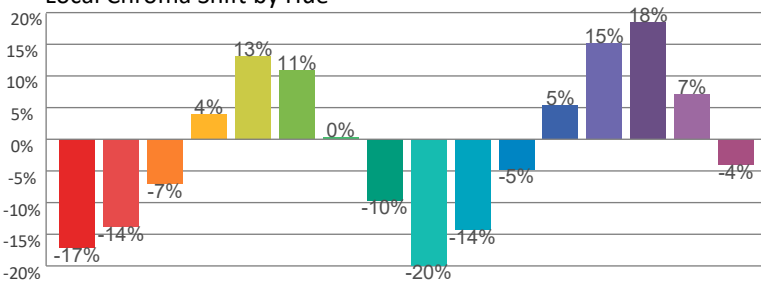
Color Distortion Graphic



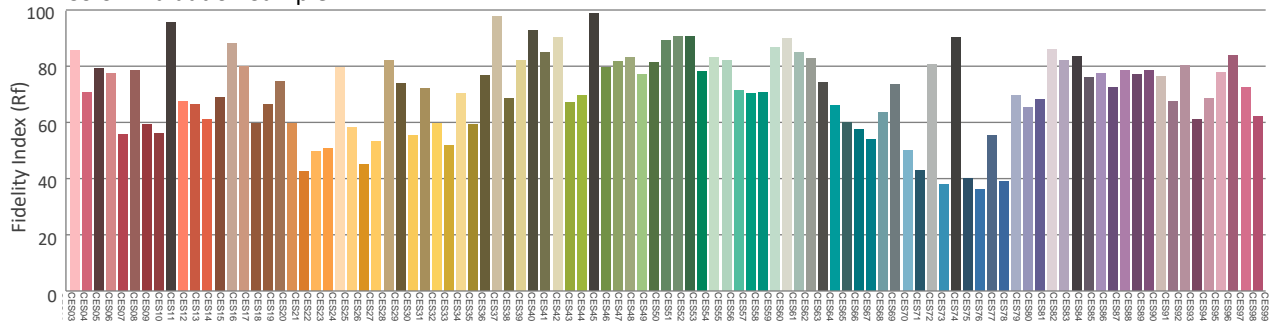
Rf by Hue



Local Chroma Shift by Hue



Color Evaluation Sample



Photometric & Chromaticity Report

Maverick Force 3 Profile V2: Full Spot - Full Power - TV25

Report Summary

Measurements

Fixture Output: 17056 lm
Fixture Peak: 2169956 cd
Fixture Efficacy: n/a lm/W
Intensity @ 5m: 86798 lux
Color Temperature: 7107 K
CRI: 70.0 CRI R9 Value: -30.0
CQS: 69.9
TLCI: 48
TM-30 Rf: 70.5
TM-30 Rg: 95.1
Beam Angle (50%): 5.6°
Field Angle (10%): 6.4°
Cutoff Angle (3%): 6.6°

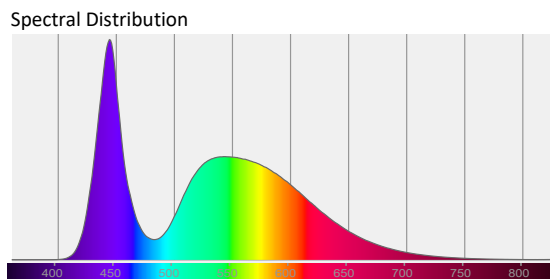
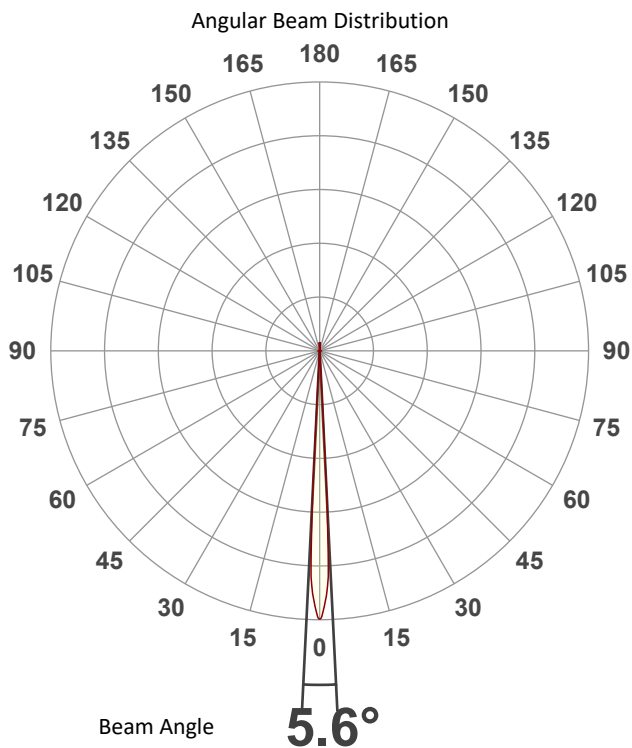


Conditions

AC Supply: 118 V, 60 Hz
Power: n/a W
Current: 0.000 A
Power Factor: n/a

This data sheet conforms to American National Standard E1.9 – 2007 (R2017). All data was measured and calculated by a Viso Systems LabSpion Goniometer at the Chauvet PD Optics Laboratory in Sunrise, FL on 4/17/2023 to LM-63-2002 Standards.


Overall Measurement



Tested Color (CIE 1931):

X: 0.304

Y: 0.320



Light Quality

CRI: 70.0

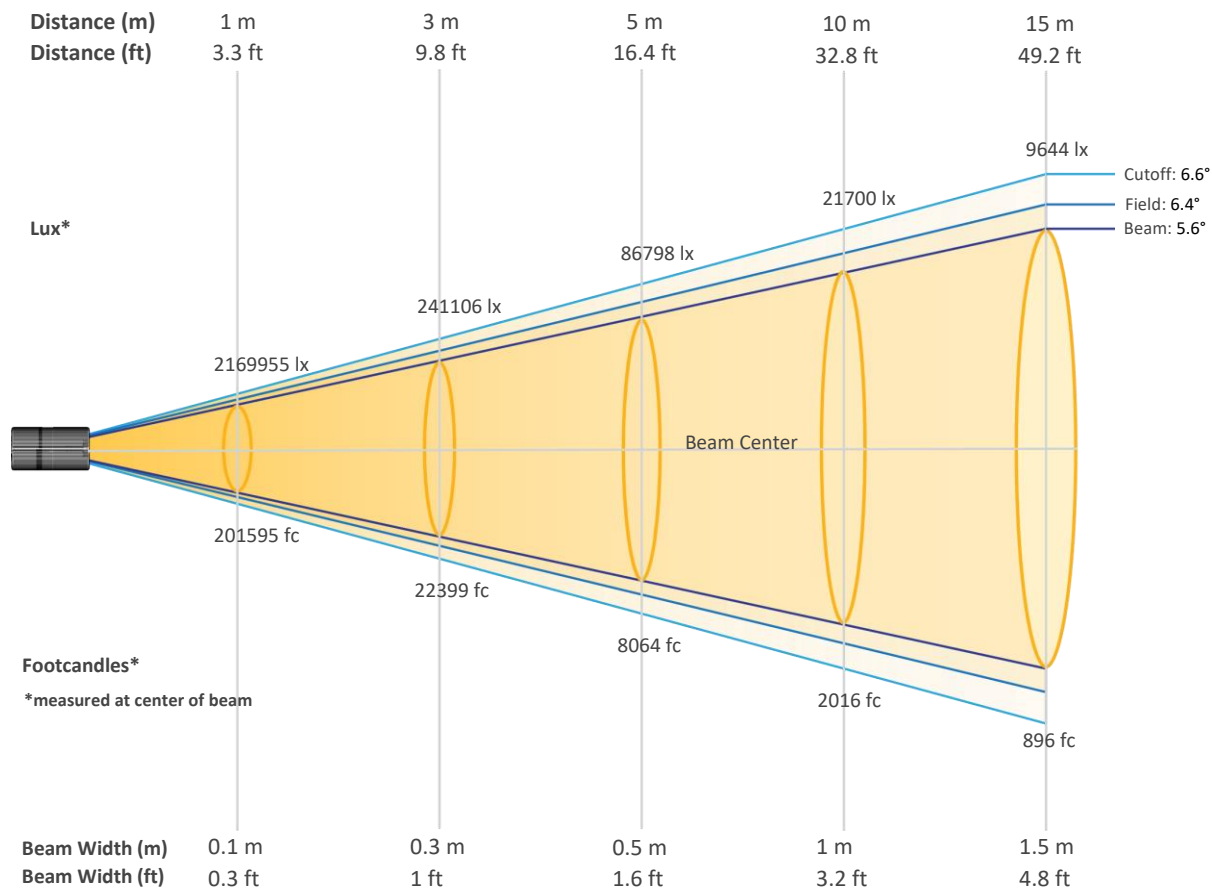
Color Temperature

7107 K

Photometric & Chromaticity Report

Maverick Force 3 Profile V2: Full Spot - Full Power - TV25

Beam Details

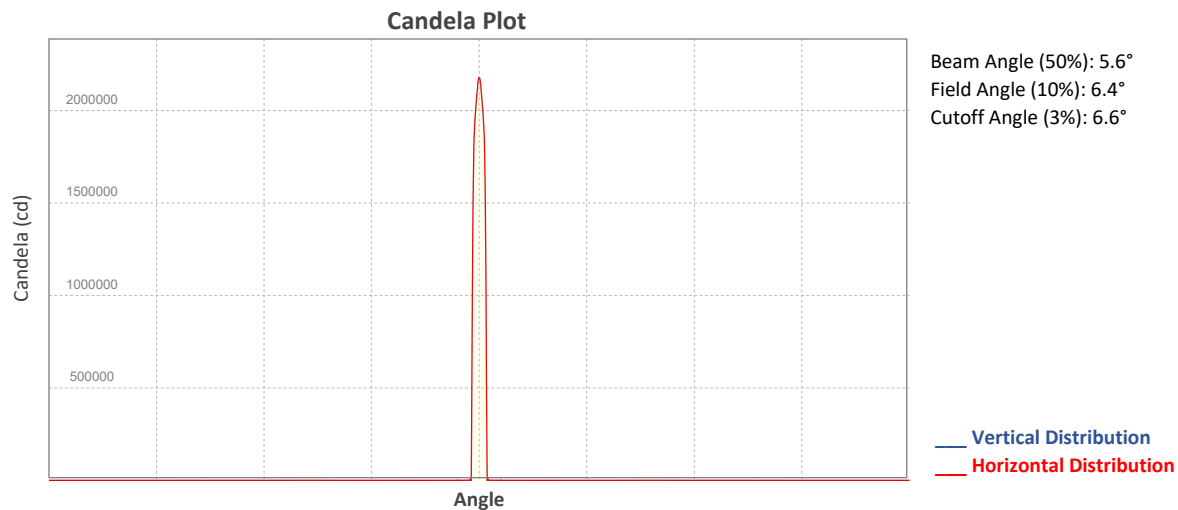


Beam Intensities from 1-20m (3.3-65.6ft)

Distance	1m	2m	3m	4m	5m	6m	7m	8m	9m	10m
Lux	2169955	542489	241106	135622	86798	60277	44285	33906	26790	21700
Distance	11m	12m	13m	14m	15m	16m	17m	18m	19m	20m
Lux	17934	15069	12840	11071	9644	8476	7508	6697	6011	5425
Distance	3.3ft	6.6ft	9.8ft	13.1ft	16.4ft	19.7ft	23ft	26.2ft	29.5ft	32.8ft
FC	201595	50399	22399	12600	8064	5600	4114	3150	2489	2016
Distance	36.1ft	39.4ft	42.7ft	45.9ft	49.2ft	52.5ft	55.8ft	59.1ft	62.3ft	65.6ft
FC	1666	1400	1193	1029	896	787	698	622	558	504

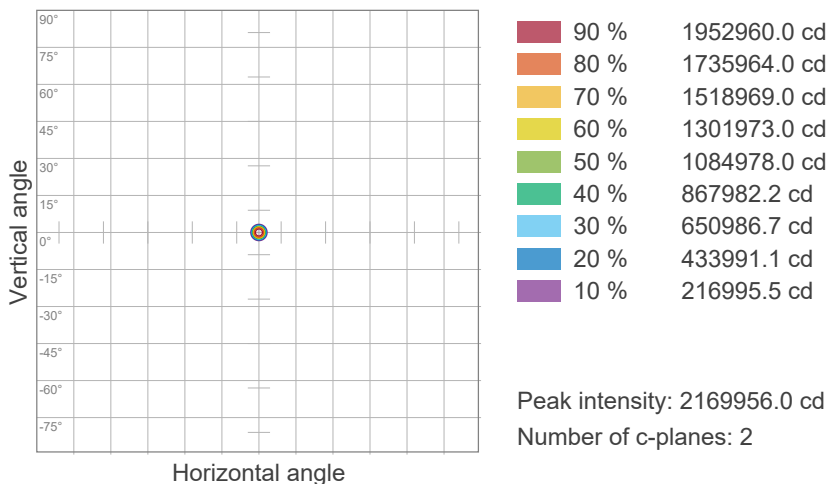
Photometric & Chromaticity Report

Maverick Force 3 Profile V2: Full Spot - Full Power - TV25

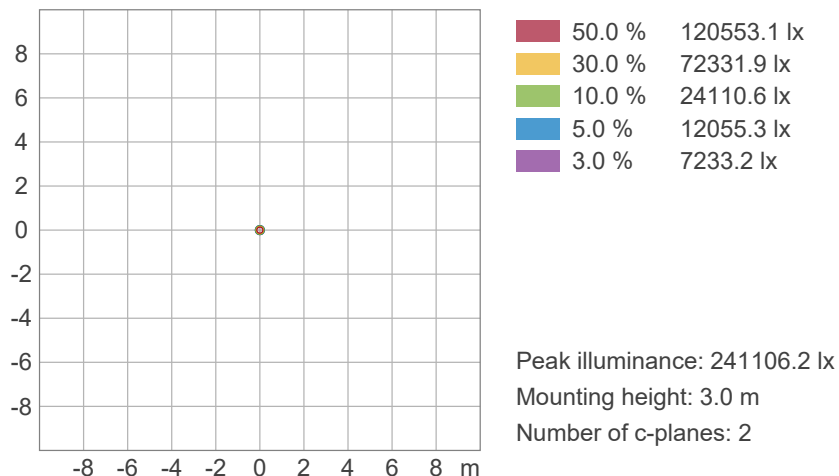


ISO Diagrams

ISO Candela Diagram



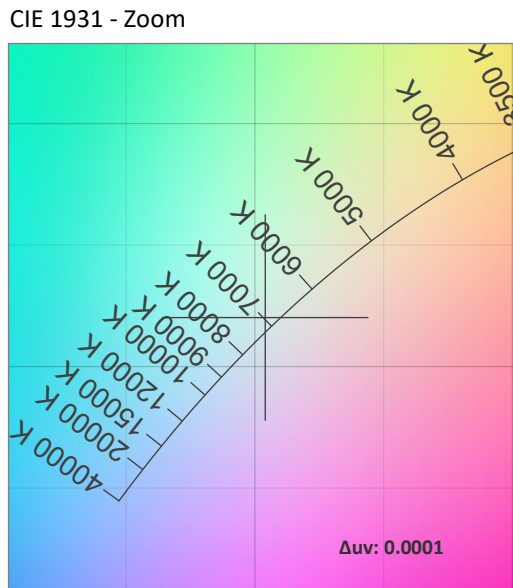
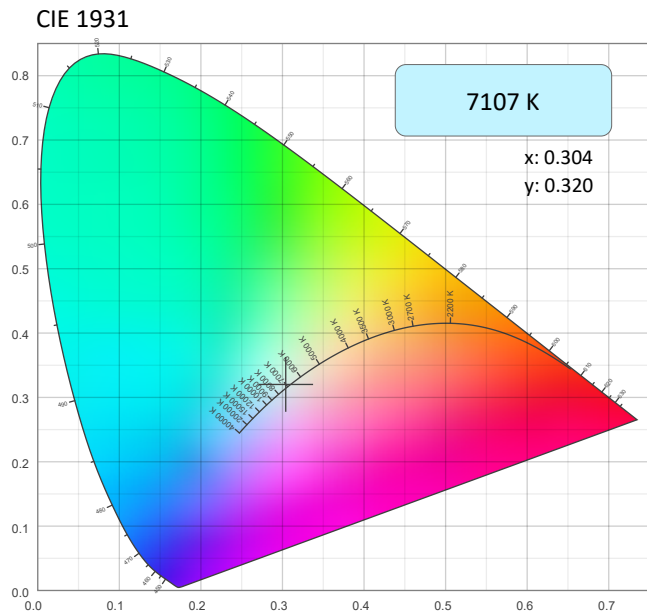
ISO Lux Diagram



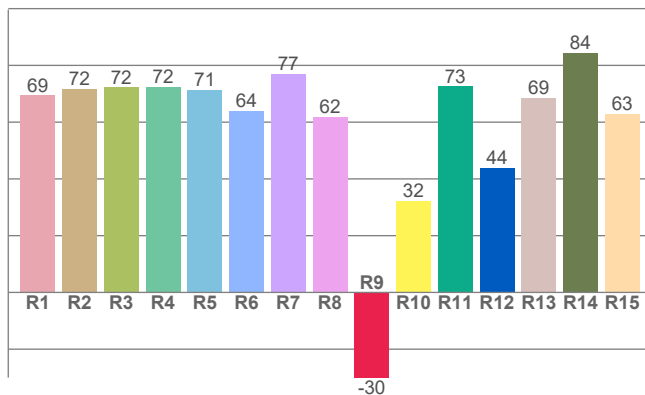
Photometric & Chromaticity Report

Maverick Force 3 Profile V2: Full Spot - Full Power - TV25

Chromaticity



CRI: 70.0 (R1-R8)

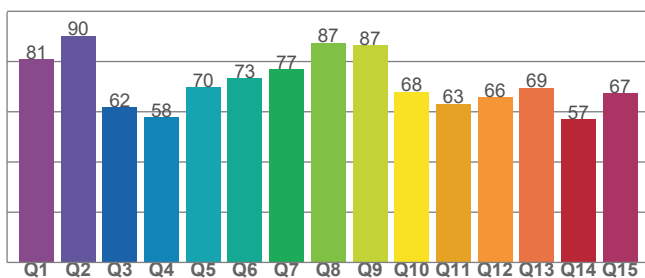


Color Parameters

Color Temperature	Color Coordinate CIE 1931	Color Coordinate CIE 1931
CCT	x	y
7107 K	0.304	0.320

Color Deviation from Black Body Curve	Color Coordinate CIE 1964	Color Coordinate CIE 1964
Δuv	y	u
0.0001	0.320	0.195

CQS: 69.9



Color Rendering Index	Red Component	Color Quality Scale
CRI	CRI - R9	CQS
70.0	-30.0	69.9

Television Lighting Consistency Index	Color Fidelity	Color Gamut
TLCI	TM30 - Rf	TM30 Rg
48	70.5	95.1

Photometric & Chromaticity Report

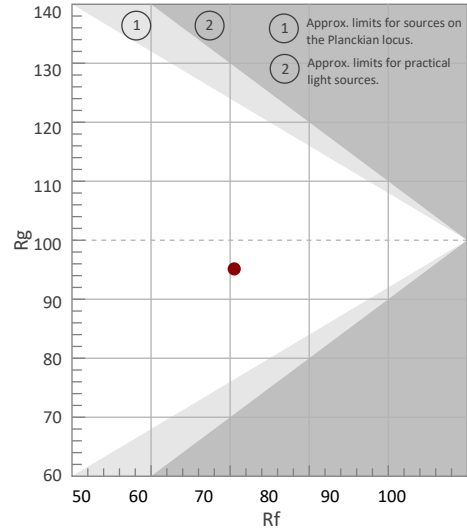
Maverick Force 3 Profile V2: Full Spot - Full Power - TV25

TM-30 Details

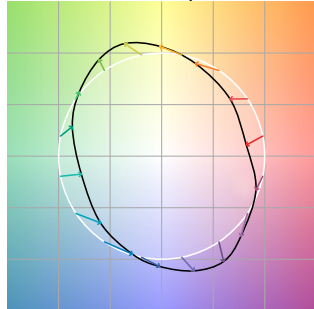
Rf 70.5
Fidelity Index (Rg)

Rg 95.1
Gammut Index (Rg)

Hue Bin	R _f	Graphic shifts (%)	
		Chroma	Hue
1	68	-17%	-5%
2	70	-14%	9%
3	64	-7%	23%
4	63	4%	23%
5	70	14%	14%
6	81	12%	-1%
7	90	1%	-7%
8	76	-9%	-11%
9	77	-20%	2%
10	64	-15%	21%
11	41	-5%	29%
12	67	5%	19%
13	79	15%	9%
14	77	18%	-7%
15	71	7%	-22%
16	75	-4%	-14%



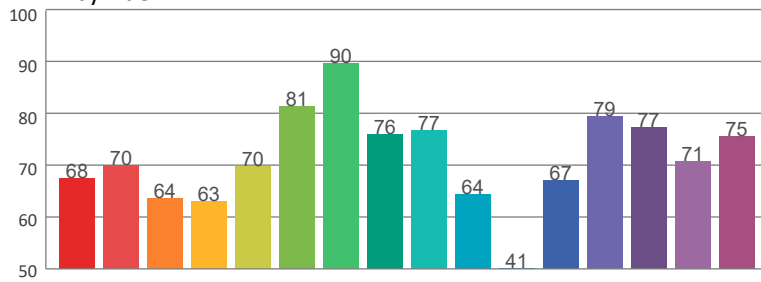
Color Vector Graphic



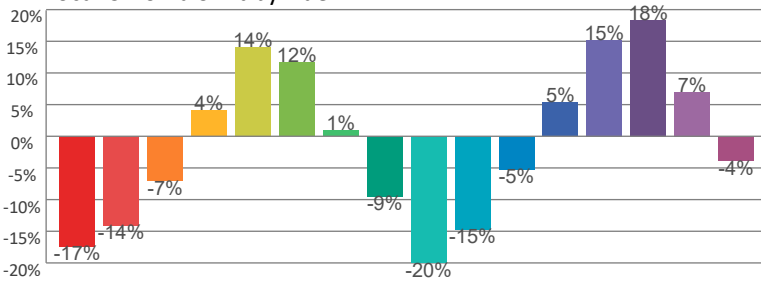
Color Distortion Graphic



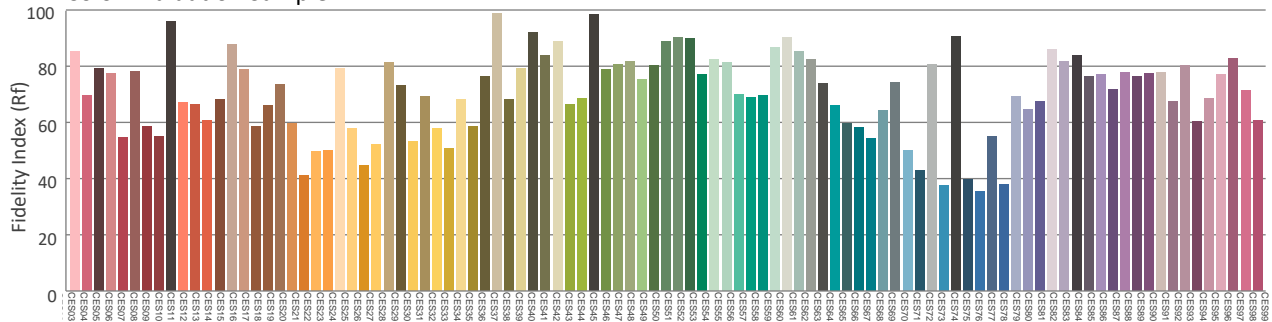
Rf by Hue



Local Chroma Shift by Hue



Color Evaluation Sample



Photometric & Chromaticity Report

Maverick Force 3 Profile V2: Full Spot - Full Power - TV25 - Stable

Report Summary

Measurements

Fixture Output: 16776 lm
Fixture Peak: 2144200 cd
Fixture Efficacy: n/a lm/W
Intensity @ 5m: 85768 lux
Color Temperature: 7143 K
CRI: 70.2 CRI R9 Value: -28.2
CQS: 69.9
TLCI: 48
TM-30 Rf: 70.5
TM-30 Rg: 95.3
Beam Angle (50%): 5.4°
Field Angle (10%): 6.5°
Cutoff Angle (3%): 6.8°

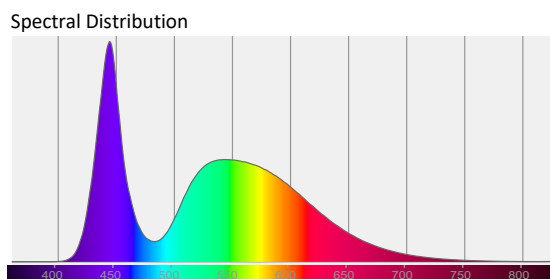
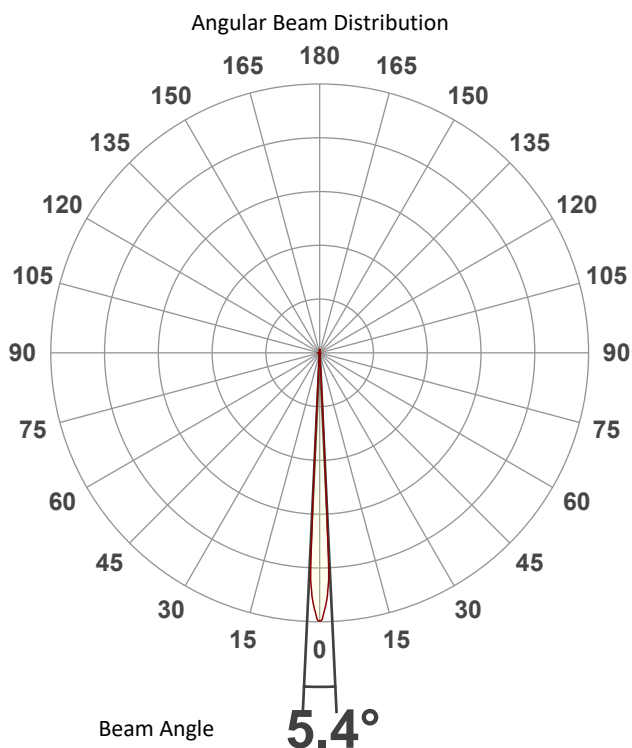


Conditions

AC Supply: 118 V, 60.1 Hz
Power: n/a W
Current: 0.000 A
Power Factor: n/a

This data sheet conforms to American National Standard E1.9 – 2007 (R2017). All data was measured and calculated by a Viso Systems LabSpion Goniometer at the Chauvet PD Optics Laboratory in Sunrise, FL on 4/17/2023 to LM-63-2002 Standards.


Overall Measurement



Tested Color (CIE 1931):

X: 0.304

Y: 0.319



Light Quality

CRI: 70.2

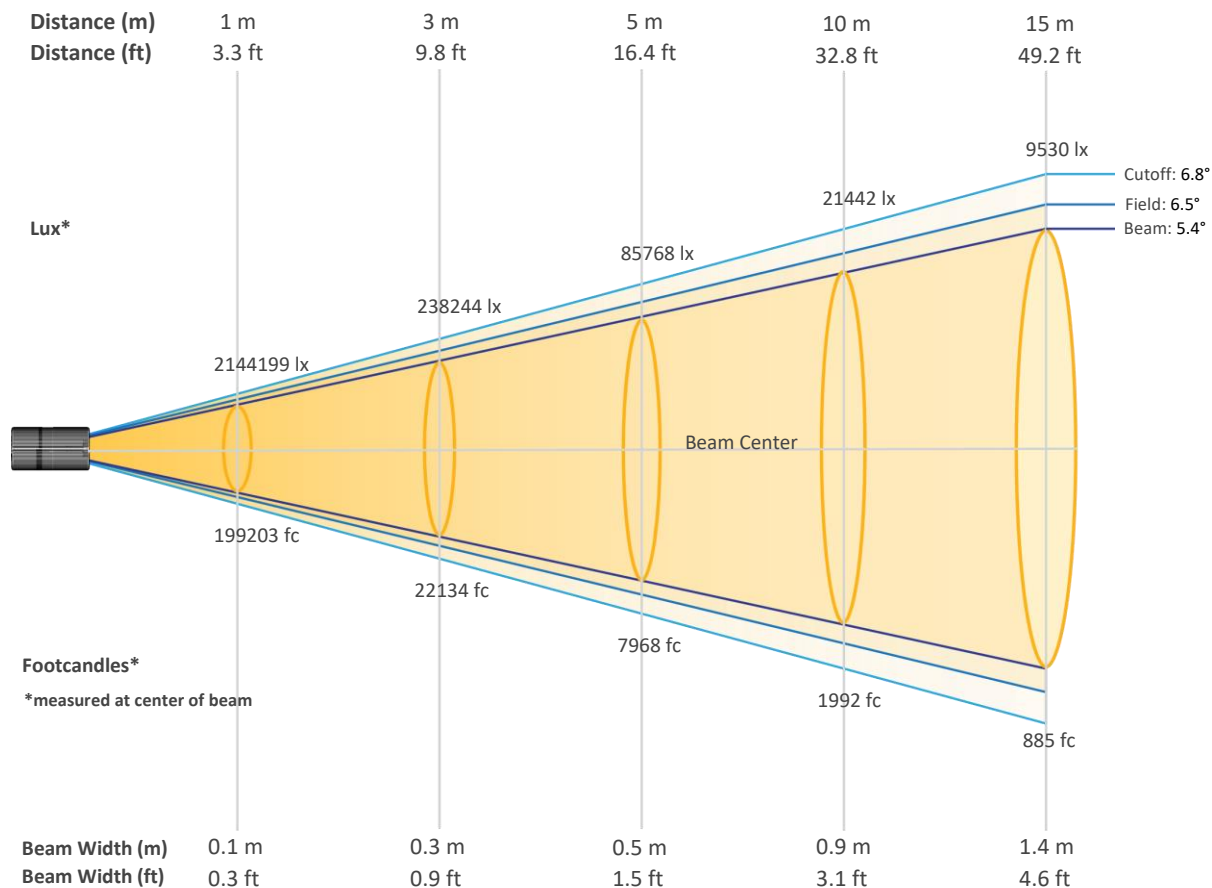
Color Temperature

7143 K

Photometric & Chromaticity Report

Maverick Force 3 Profile V2: Full Spot - Full Power - TV25 - Stable

Beam Details

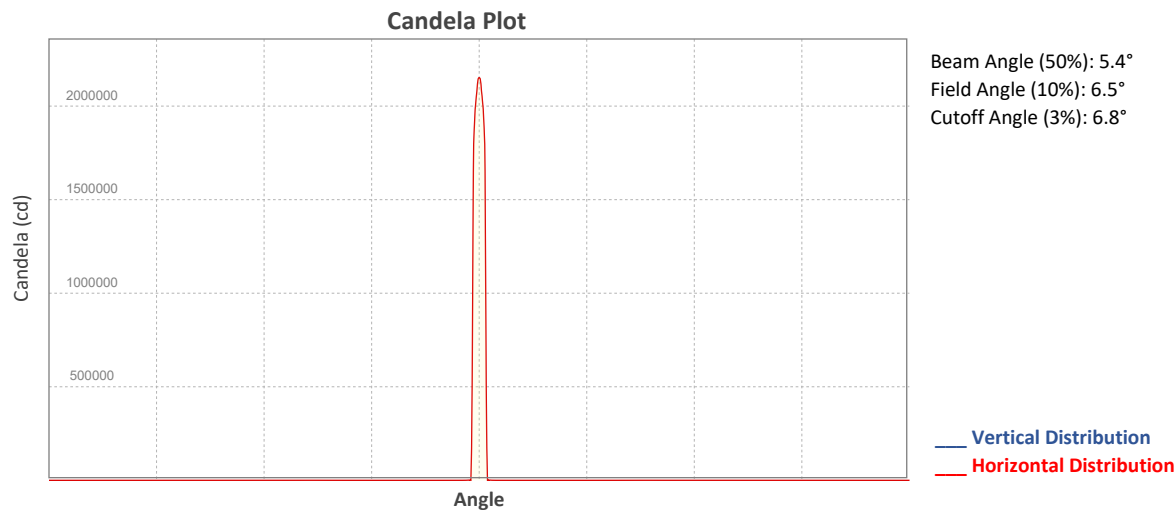


Beam Intensities from 1-20m (3.3-65.6ft)

Distance	1m	2m	3m	4m	5m	6m	7m	8m	9m	10m
Lux	2144199	536050	238244	134012	85768	59561	43759	33503	26472	21442
Distance	11m	12m	13m	14m	15m	16m	17m	18m	19m	20m
Lux	17721	14890	12688	10940	9530	8376	7419	6618	5940	5360
Distance	3.3ft	6.6ft	9.8ft	13.1ft	16.4ft	19.7ft	23ft	26.2ft	29.5ft	32.8ft
FC	199203	49801	22134	12450	7968	5533	4065	3113	2459	1992
Distance	36.1ft	39.4ft	42.7ft	45.9ft	49.2ft	52.5ft	55.8ft	59.1ft	62.3ft	65.6ft
FC	1646	1383	1179	1016	885	778	689	615	552	498

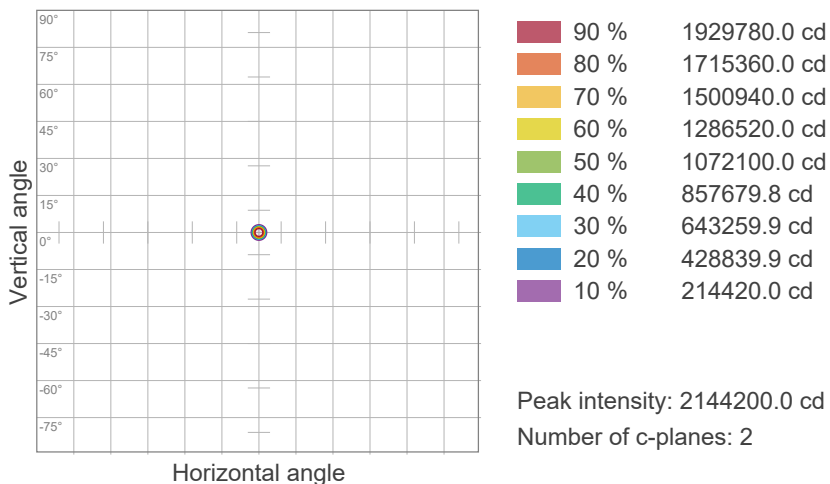
Photometric & Chromaticity Report

Maverick Force 3 Profile V2: Full Spot - Full Power - TV25 - Stable

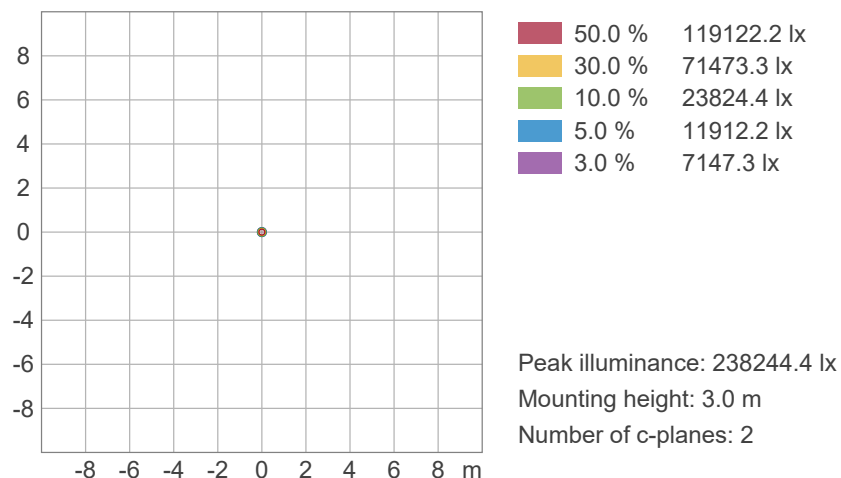


ISO Diagrams

ISO Candela Diagram



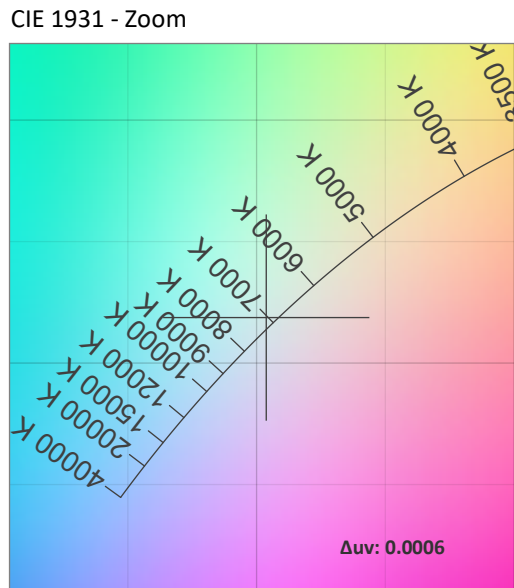
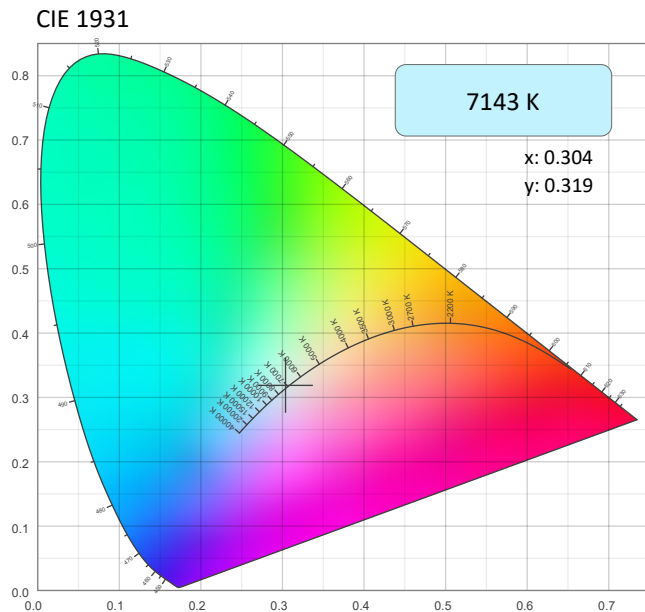
ISO Lux Diagram



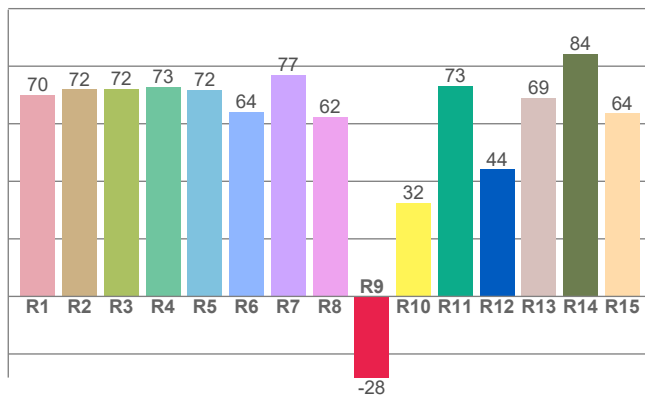
Photometric & Chromaticity Report

Maverick Force 3 Profile V2: Full Spot - Full Power - TV25 - Stable

Chromaticity



CRI: 70.2 (R1-R8)

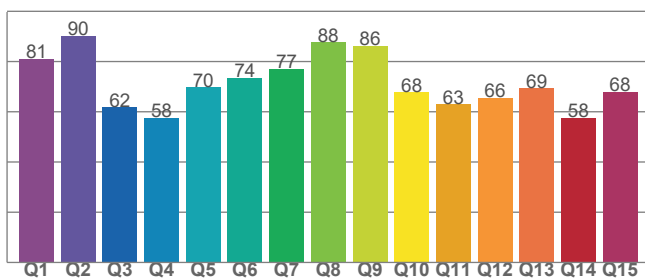


Color Parameters

Color Temperature	Color Coordinate CIE 1931	Color Coordinate CIE 1931
CCT	x	y
7143 K	0.304	0.319

Color Deviation from Black Body Curve	Color Coordinate CIE 1964	Color Coordinate CIE 1964
Δuv	y	u
0.0006	0.319	0.195

CQS: 69.9



Color Rendering Index	Red Component	Color Quality Scale
CRI	CRI - R9	CQS
70.2	-28.2	69.9

Television Lighting Consistency Index	Color Fidelity	Color Gamut
TLCI	TM30 - Rf	TM30 Rg
48	70.5	95.3

Photometric & Chromaticity Report

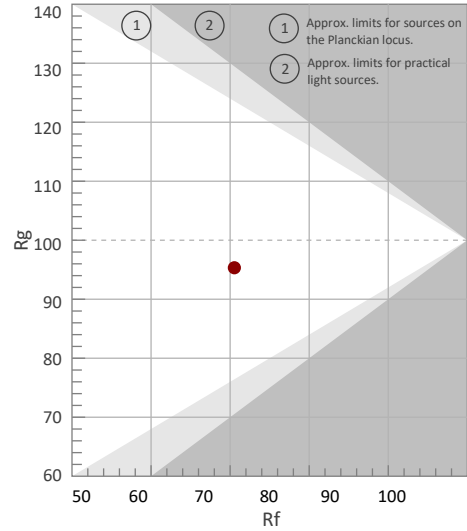
Maverick Force 3 Profile V2: Full Spot - Full Power - TV25 - Stable

TM-30 Details

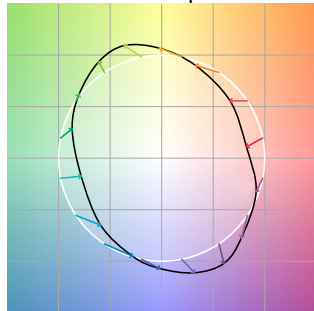
Rf 70.5
Fidelity Index (Rg)

Rg 95.3
Gammut Index (Rg)

Hue Bin	R _f	Graphic shifts (%)	
		Chroma	Hue
1	68	-17%	-5%
2	70	-14%	9%
3	64	-7%	23%
4	63	4%	23%
5	70	14%	14%
6	81	12%	-1%
7	90	1%	-7%
8	76	-9%	-11%
9	77	-20%	2%
10	64	-15%	21%
11	41	-5%	29%
12	67	5%	19%
13	79	15%	9%
14	77	18%	-6%
15	71	7%	-21%
16	76	-4%	-14%



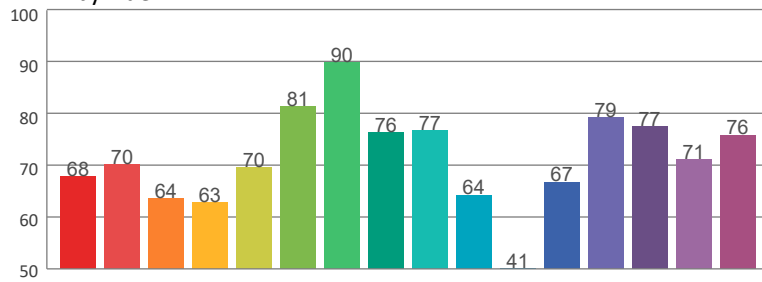
Color Vector Graphic



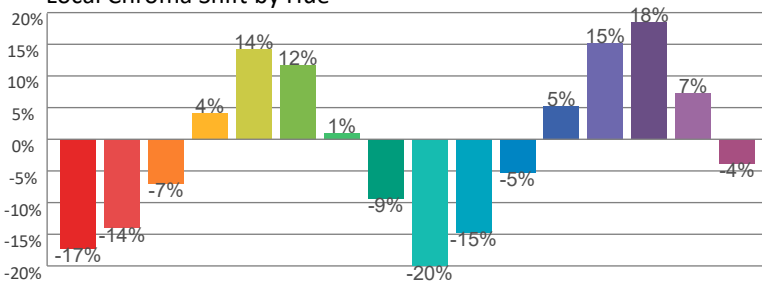
Color Distortion Graphic



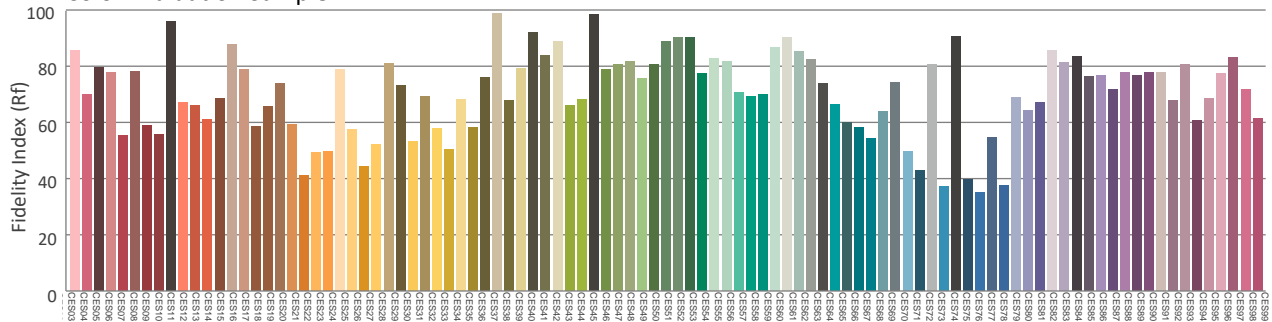
Rf by Hue



Local Chroma Shift by Hue



Color Evaluation Sample



Photometric & Chromaticity Report

Maverick Force 3 Profile V2: Full Spot - Full Power - TV35

Report Summary

Measurements

Fixture Output: 11855 lm
Fixture Peak: 1533527 cd
Fixture Efficacy: n/a lm/W
Intensity @ 5m: 61341 lux
Color Temperature: 7117 K
CRI: 69.5 CRI R9 Value: -31.6
CQS: 69.8
TLCI: 47
TM-30 Rf: 70.1
TM-30 Rg: 95.2
Beam Angle (50%): 5.6°
Field Angle (10%): 6.3°
Cutoff Angle (3%): 7°

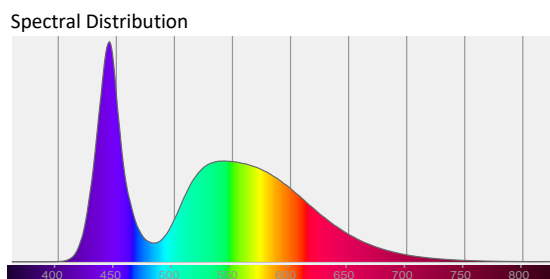
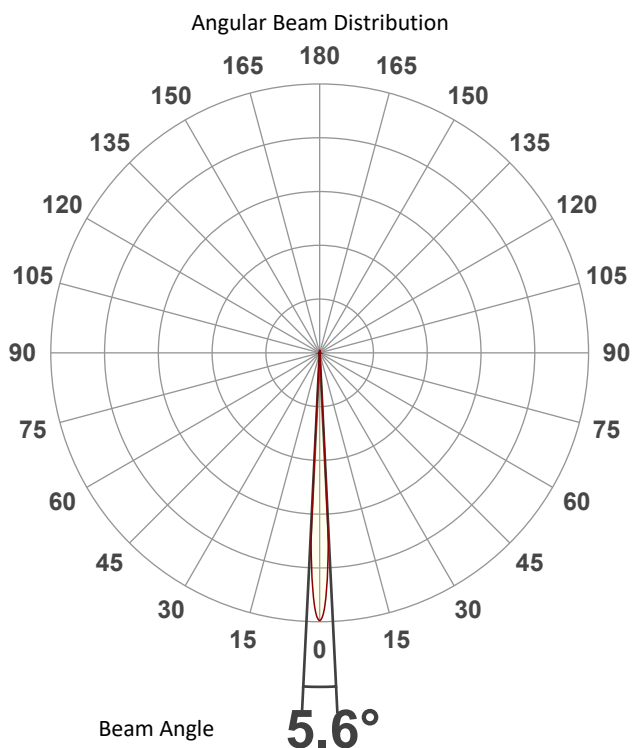


Conditions

AC Supply: 119 V, 60 Hz
Power: n/a W
Current: 0.000 A
Power Factor: n/a

This data sheet conforms to American National Standard E1.9 – 2007 (R2017). All data was measured and calculated by a Viso Systems LabSpion Goniometer at the Chauvet PD Optics Laboratory in Sunrise, FL on 4/17/2023 to LM-63-2002 Standards.


Overall Measurement



Tested Color (CIE 1931):

X: 0.304

Y: 0.320



Light Quality

CRI: 69.5

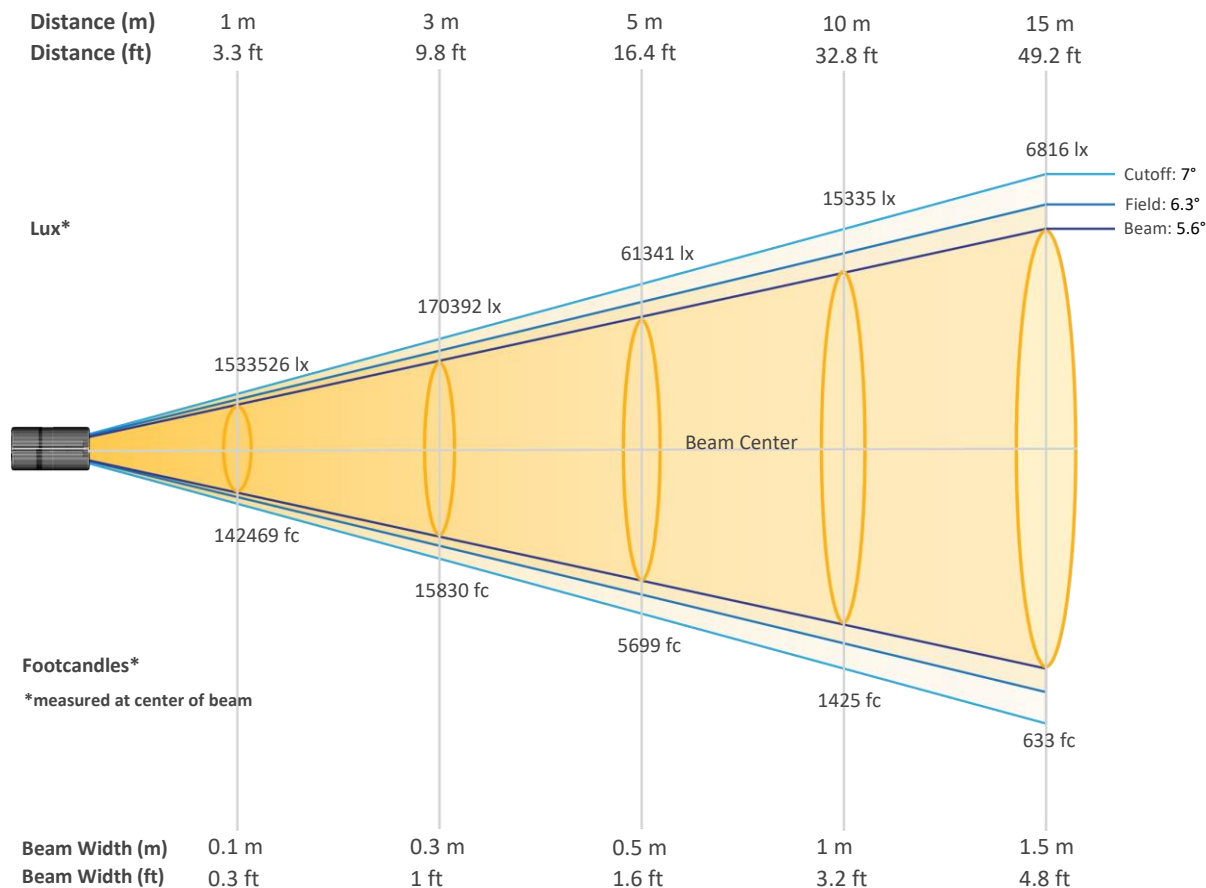
Color Temperature

7117 K

Photometric & Chromaticity Report

Maverick Force 3 Profile V2: Full Spot - Full Power - TV35

Beam Details

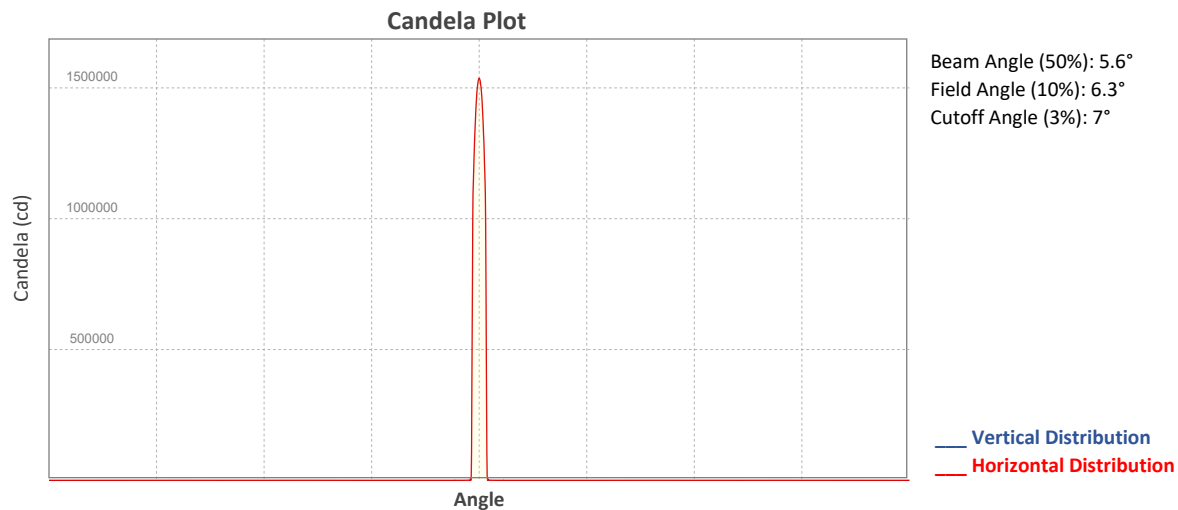


Beam Intensities from 1-20m (3.3-65.6ft)

Distance	1m	2m	3m	4m	5m	6m	7m	8m	9m	10m
Lux	1533526	383382	170392	95845	61341	42598	31296	23961	18932	15335
Distance	11m	12m	13m	14m	15m	16m	17m	18m	19m	20m
Lux	12674	10649	9074	7824	6816	5990	5306	4733	4248	3834
Distance	3.3ft	6.6ft	9.8ft	13.1ft	16.4ft	19.7ft	23ft	26.2ft	29.5ft	32.8ft
FC	142469	35617	15830	8904	5699	3957	2908	2226	1759	1425
Distance	36.1ft	39.4ft	42.7ft	45.9ft	49.2ft	52.5ft	55.8ft	59.1ft	62.3ft	65.6ft
FC	1177	989	843	727	633	557	493	440	395	356

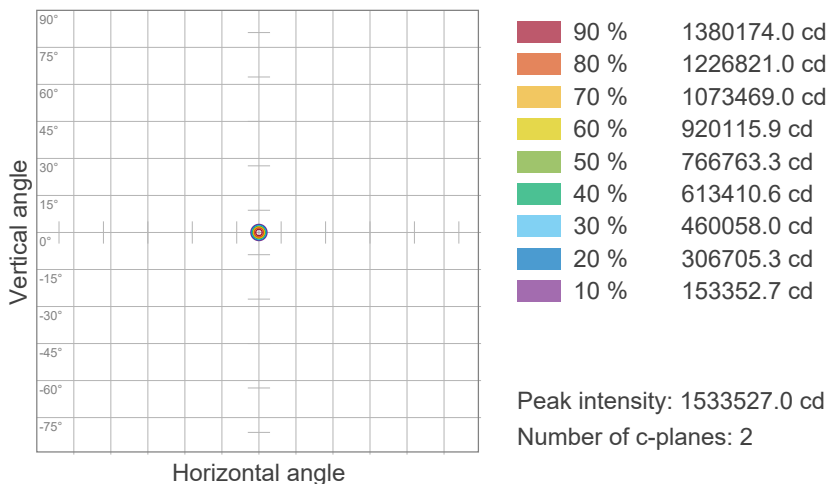
Photometric & Chromaticity Report

Maverick Force 3 Profile V2: Full Spot - Full Power - TV35

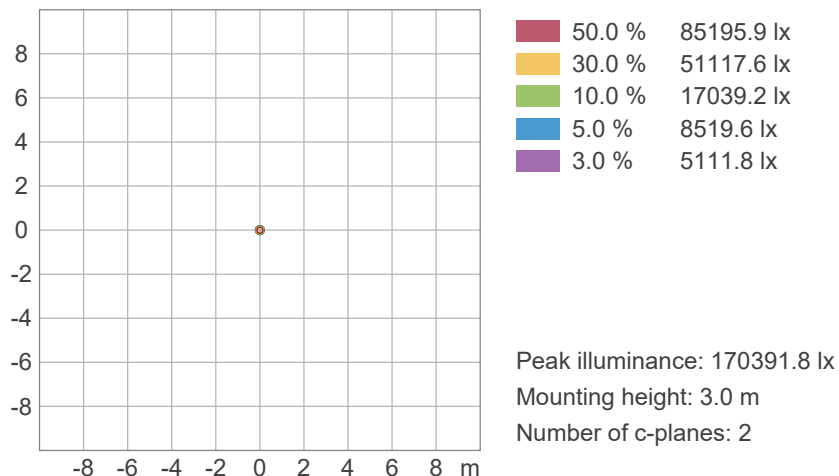


ISO Diagrams

ISO Candela Diagram



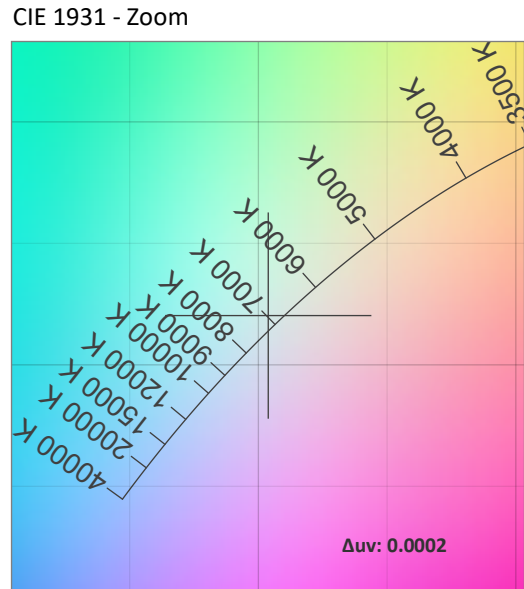
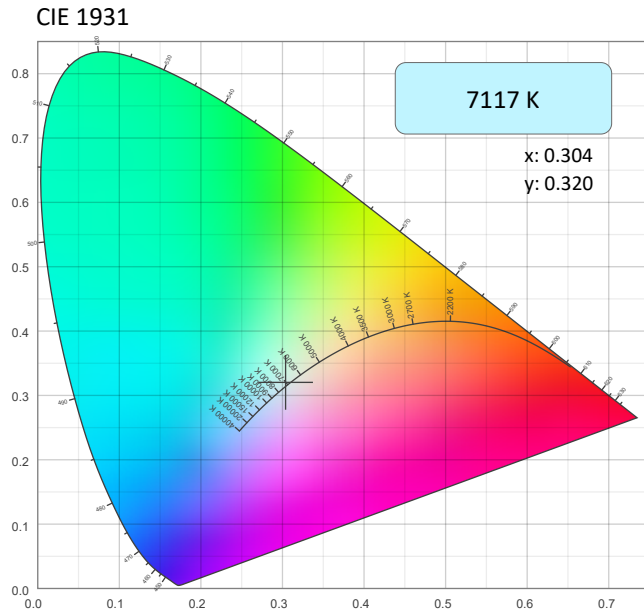
ISO Lux Diagram



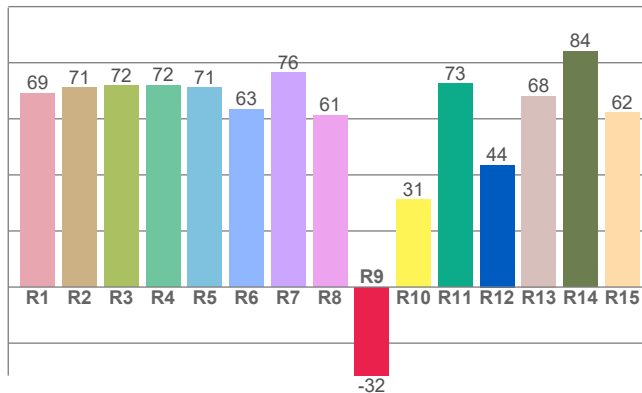
Photometric & Chromaticity Report

Maverick Force 3 Profile V2: Full Spot - Full Power - TV35

Chromaticity



CRI: 69.5 (R1-R8)

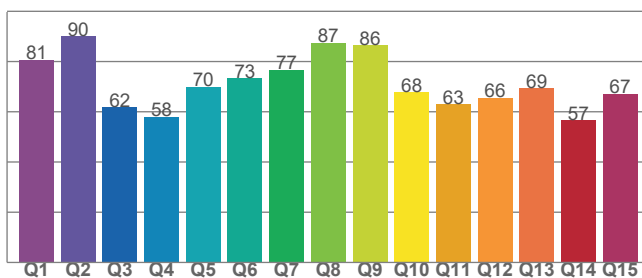


Color Parameters

Color Temperature	Color Coordinate CIE 1931	Color Coordinate CIE 1931
CCT	x	y
7117 K	0.304	0.320

Color Deviation from Black Body Curve	Color Coordinate CIE 1964	Color Coordinate CIE 1964
Δuv	y	u
0.0002	0.320	0.195

CQS: 69.8



Color Rendering Index	Red Component	Color Quality Scale
CRI	CRI - R9	CQS
69.5	-31.6	69.8

Television Lighting Consistency Index	Color Fidelity	Color Gamut
TLCI	TM30 - Rf	TM30 Rg
47	70.1	95.2

Photometric & Chromaticity Report

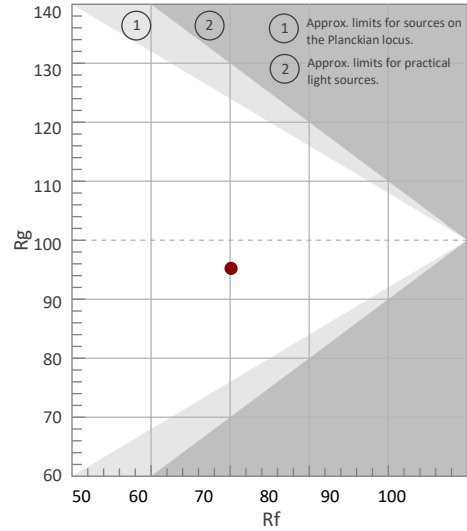
Maverick Force 3 Profile V2: Full Spot - Full Power - TV35

TM-30 Details

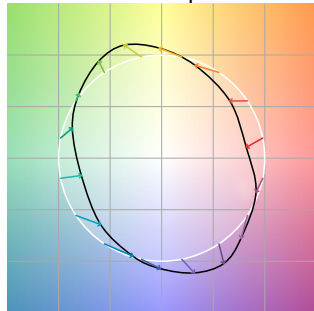
Rf 70.1
Fidelity Index (Rg)

Rg 95.2
Gammut Index (Rg)

Hue Bin	R _f	Graphic shifts (%)	
		Chroma	Hue
1	67	-18%	-6%
2	70	-14%	9%
3	63	-7%	23%
4	63	4%	23%
5	69	15%	14%
6	81	12%	-1%
7	89	1%	-7%
8	75	-9%	-12%
9	77	-20%	1%
10	64	-15%	21%
11	40	-5%	30%
12	67	5%	19%
13	79	15%	9%
14	77	18%	-7%
15	71	7%	-22%
16	75	-4%	-14%



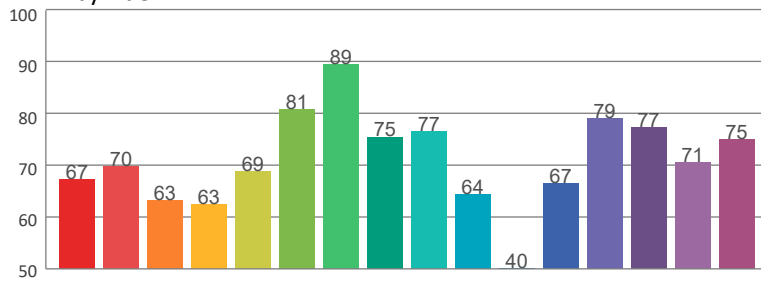
Color Vector Graphic



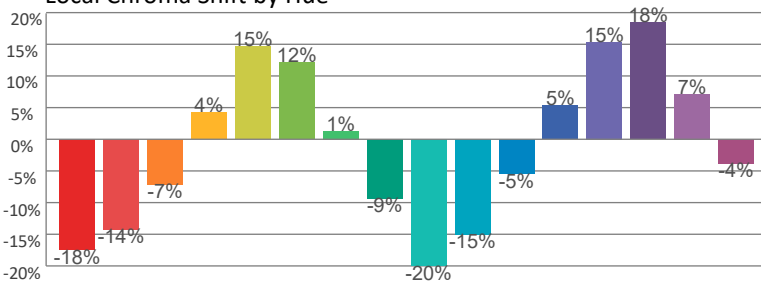
Color Distortion Graphic



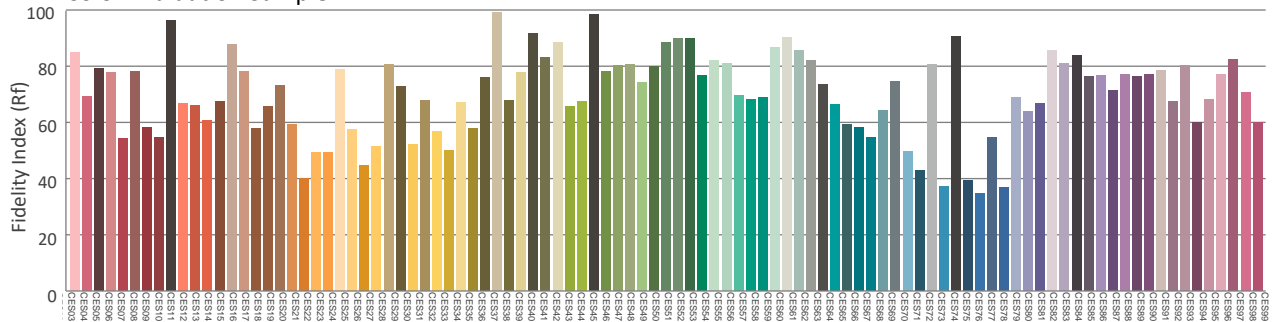
Rf by Hue



Local Chroma Shift by Hue



Color Evaluation Sample



Photometric & Chromaticity Report

Maverick Force 3 Profile V2: Full Spot - Full Power - TV35 - Stable

Report Summary

Measurements

Fixture Output: 12040 lm
Fixture Peak: 1536019 cd
Fixture Efficacy: n/a lm/W
Intensity @ 5m: 61441 lux
Color Temperature: 7145 K
CRI: 69.6 CRI R9 Value: -30.5
CQS: 69.7
TLCI: 47
TM-30 Rf: 70.0
TM-30 Rg: 95.4
Beam Angle (50%): 5.5°
Field Angle (10%): 6.5°
Cutoff Angle (3%): 6.8°

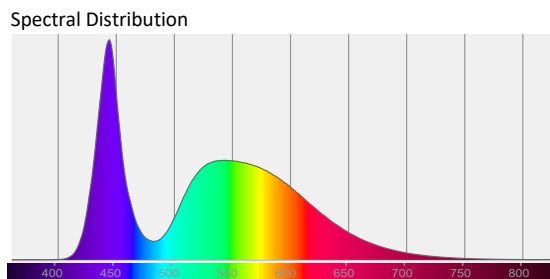
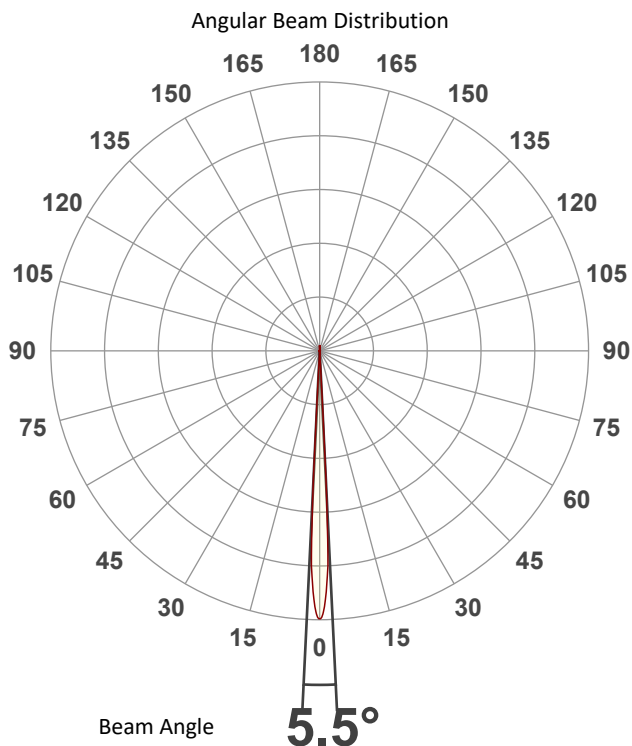


Conditions

AC Supply: 118 V, 60 Hz
Power: n/a W
Current: 0.000 A
Power Factor: n/a

This data sheet conforms to American National Standard E1.9 – 2007 (R2017). All data was measured and calculated by a Viso Systems LabSpion Goniometer at the Chauvet PD Optics Laboratory in Sunrise, FL on 4/17/2023 to LM-63-2002 Standards.


Overall Measurement



Tested Color (CIE 1931):

X: 0.304

Y: 0.319



Light Quality

CRI: 69.6

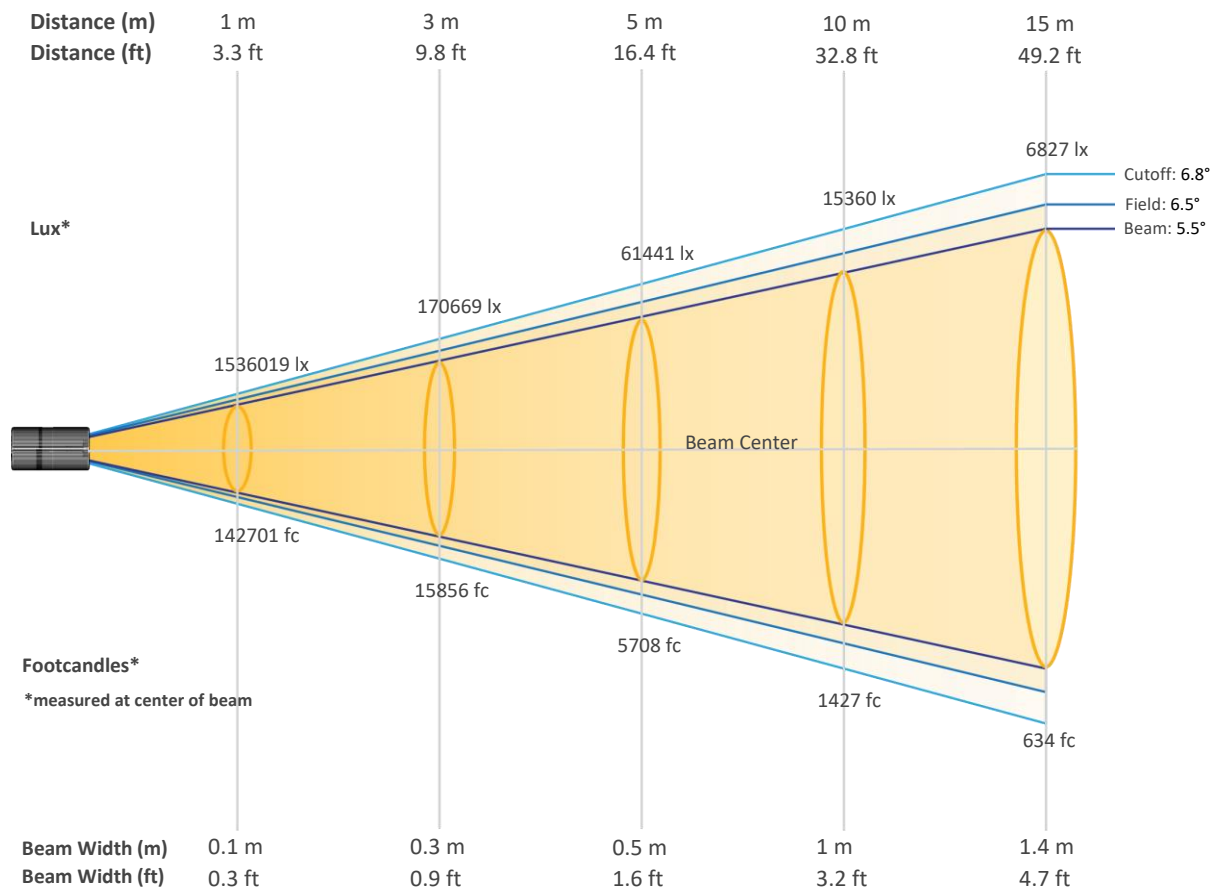
Color Temperature

7145 K

Photometric & Chromaticity Report

Maverick Force 3 Profile V2: Full Spot - Full Power - TV35 - Stable

Beam Details

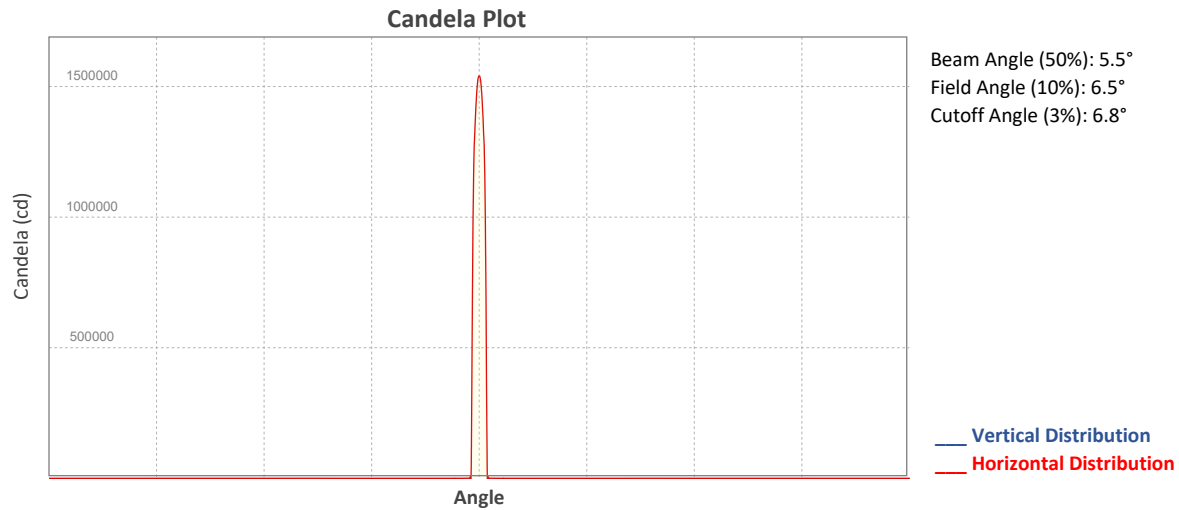


Beam Intensities from 1-20m (3.3-65.6ft)

Distance	1m	2m	3m	4m	5m	6m	7m	8m	9m	10m
Lux	1536019	384005	170669	96001	61441	42667	31347	24000	18963	15360
Distance	11m	12m	13m	14m	15m	16m	17m	18m	19m	20m
Lux	12694	10667	9089	7837	6827	6000	5315	4741	4255	3840
Distance	3.3ft	6.6ft	9.8ft	13.1ft	16.4ft	19.7ft	23ft	26.2ft	29.5ft	32.8ft
FC	142701	35675	15856	8919	5708	3964	2912	2230	1762	1427
Distance	36.1ft	39.4ft	42.7ft	45.9ft	49.2ft	52.5ft	55.8ft	59.1ft	62.3ft	65.6ft
FC	1179	991	844	728	634	557	494	440	395	357

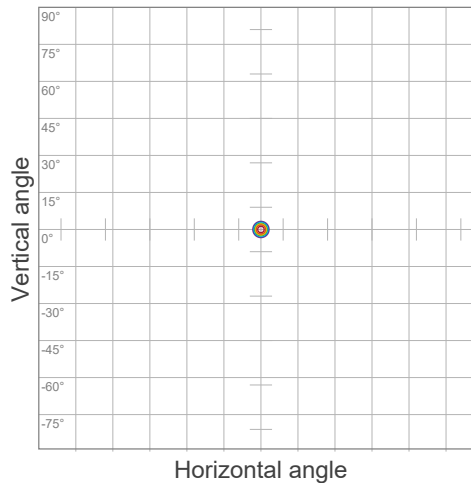
Photometric & Chromaticity Report

Maverick Force 3 Profile V2: Full Spot - Full Power - TV35 - Stable



ISO Diagrams

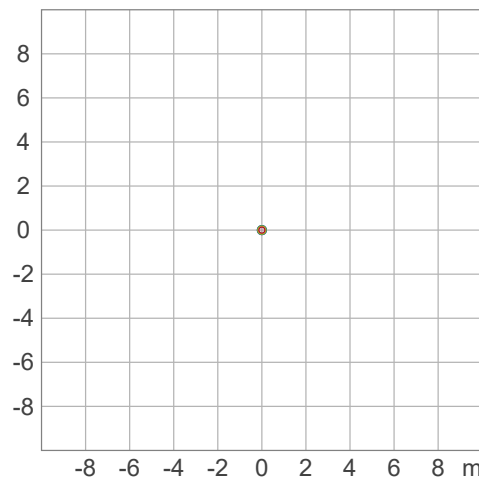
ISO Candela Diagram



90 %	1382417.0 cd
80 %	1228815.0 cd
70 %	1075213.0 cd
60 %	921611.3 cd
50 %	768009.4 cd
40 %	614407.5 cd
30 %	460805.7 cd
20 %	307203.8 cd
10 %	153601.9 cd

Peak intensity: 1536019.0 cd
 Number of c-planes: 2

ISO Lux Diagram



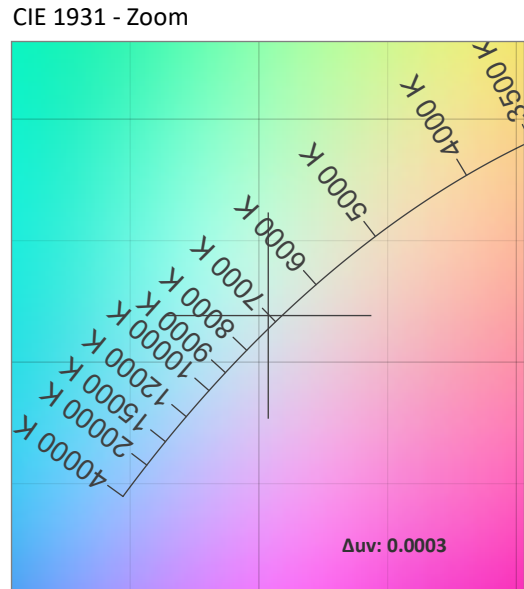
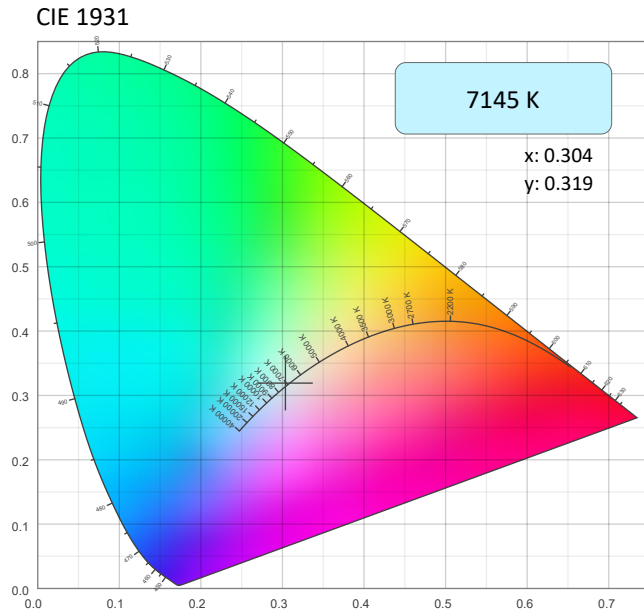
50.0 %	85334.4 lx
30.0 %	51200.6 lx
10.0 %	17066.9 lx
5.0 %	8533.4 lx
3.0 %	5120.1 lx

Peak illuminance: 170668.8 lx
 Mounting height: 3.0 m
 Number of c-planes: 2

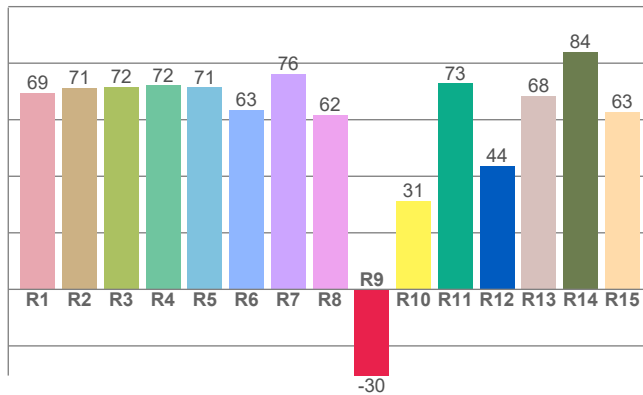
Photometric & Chromaticity Report

Maverick Force 3 Profile V2: Full Spot - Full Power - TV35 - Stable

Chromaticity



CRI: 69.6 (R1-R8)

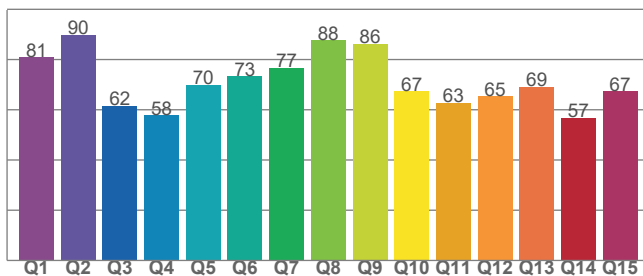


Color Parameters

Color Temperature	Color Coordinate CIE 1931	Color Coordinate CIE 1931
CCT	x	y
7145 K	0.304	0.319

Color Deviation from Black Body Curve	Color Coordinate CIE 1964	Color Coordinate CIE 1964
Δuv	y	u
0.0003	0.319	0.195

CQS: 69.7



Color Rendering Index	Red Component	Color Quality Scale
CRI	CRI - R9	CQS
69.6	-30.5	69.7

Television Lighting Consistency Index	Color Fidelity	Color Gamut
TLCI	TM30 - Rf	TM30 Rg
47	70.0	95.4

Photometric & Chromaticity Report

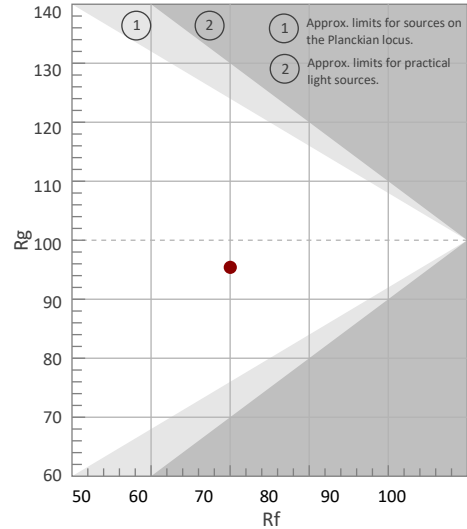
Maverick Force 3 Profile V2: Full Spot - Full Power - TV35 - Stable

TM-30 Details

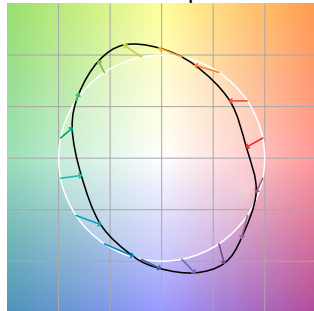
Rf 70.0
Fidelity Index (Rg)

Rg 95.4
Gammut Index (Rg)

Hue Bin	R _f	Graphic shifts (%)	
		Chroma	Hue
1	67	-17%	-6%
2	70	-14%	9%
3	63	-7%	23%
4	62	4%	23%
5	68	15%	14%
6	81	12%	-1%
7	89	1%	-7%
8	76	-9%	-12%
9	77	-20%	1%
10	64	-15%	21%
11	40	-6%	30%
12	66	5%	20%
13	79	15%	10%
14	77	19%	-6%
15	71	7%	-22%
16	75	-4%	-14%



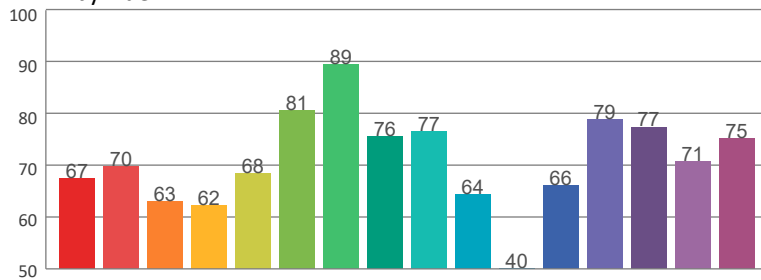
Color Vector Graphic



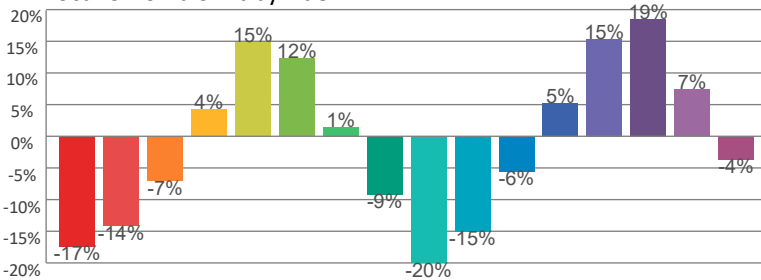
Color Distortion Graphic



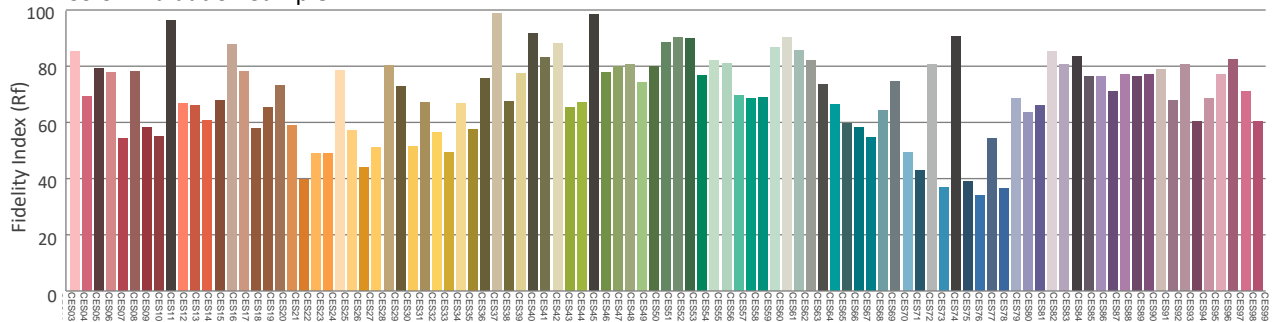
Rf by Hue



Local Chroma Shift by Hue



Color Evaluation Sample



Photometric & Chromaticity Report

Maverick Force 3 Profile V2: 50% Zoom - Full Power

Report Summary

Measurements

Fixture Output: 43000 lm
Fixture Peak: 601126 cd
Fixture Efficacy: n/a lm/W
Intensity @ 5m: 24045 lux
Color Temperature: 7262 K
CRI: 70.6 CRI R9 Value: -26.6
CQS: 69.8
TLCI: 48
TM-30 Rf: 70.7
TM-30 Rg: 95.2
Beam Angle (50%): 16.4°
Field Angle (10%): 20.7°
Cutoff Angle (3%): 22.3°

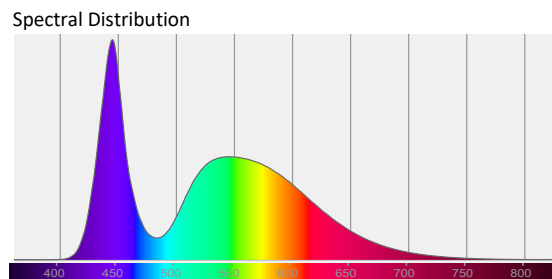
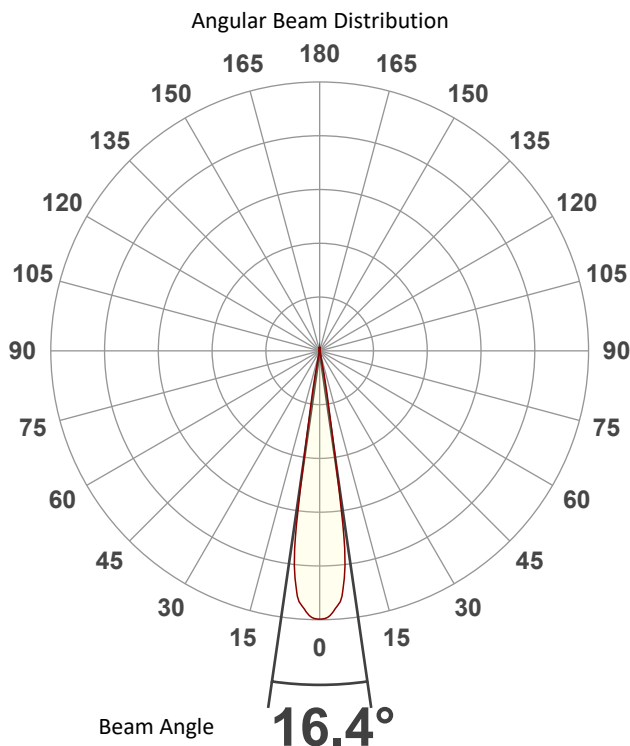


Conditions

AC Supply: 117 V, 60 Hz
Power: n/a W
Current: 0.000 A
Power Factor: n/a

This data sheet conforms to American National Standard E1.9 – 2007 (R2017). All data was measured and calculated by a Viso Systems LabSpion Goniometer at the Chauvet PD Optics Laboratory in Sunrise, FL on 4/17/2023 to LM-63-2002 Standards.

Overall Measurement



Tested Color (CIE 1931):
X: 0.302
Y: 0.316

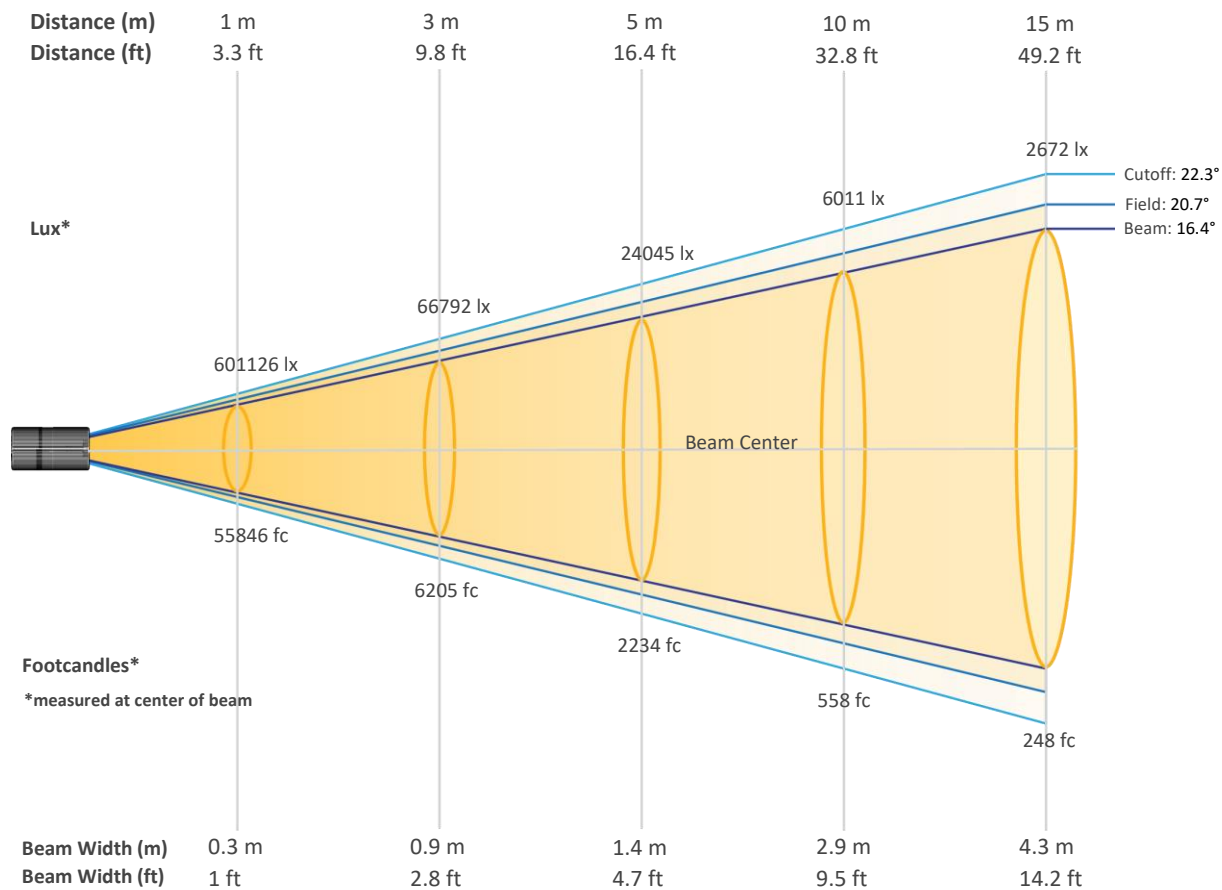
Light Quality
CRI: 70.6

Color Temperature
7262 K

Photometric & Chromaticity Report

Maverick Force 3 Profile V2: 50% Zoom - Full Power

Beam Details

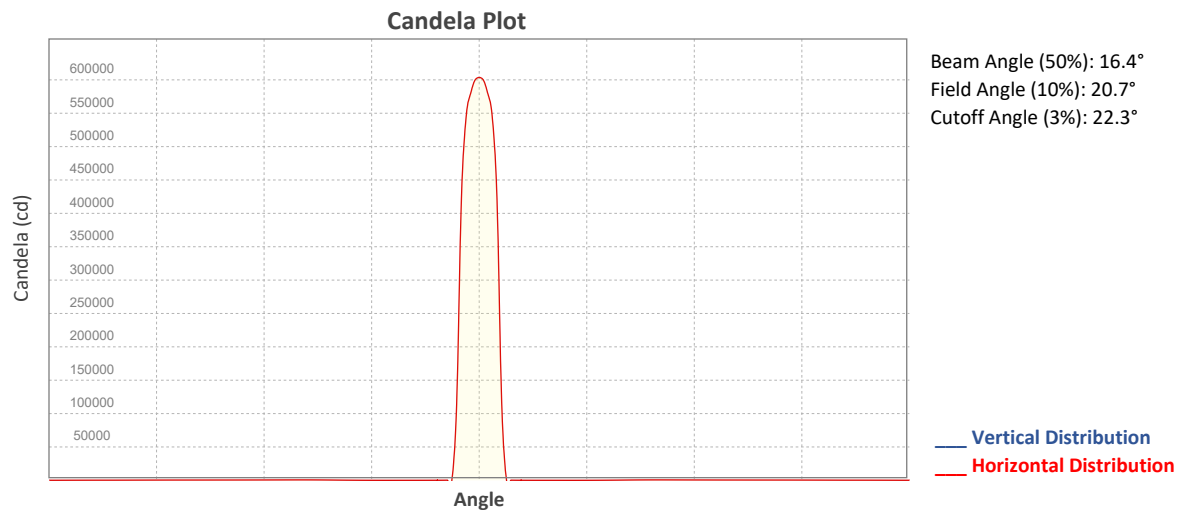


Beam Intensities from 1-20m (3.3-65.6ft)

Distance	1m	2m	3m	4m	5m	6m	7m	8m	9m	10m
Lux	601126	150282	66792	37570	24045	16698	12268	9393	7421	6011
Distance	11m	12m	13m	14m	15m	16m	17m	18m	19m	20m
Lux	4968	4174	3557	3067	2672	2348	2080	1855	1665	1503
Distance	3.3ft	6.6ft	9.8ft	13.1ft	16.4ft	19.7ft	23ft	26.2ft	29.5ft	32.8ft
FC	55846	13962	6205	3490	2234	1551	1140	873	689	558
Distance	36.1ft	39.4ft	42.7ft	45.9ft	49.2ft	52.5ft	55.8ft	59.1ft	62.3ft	65.6ft
FC	462	388	330	285	248	218	193	172	155	140

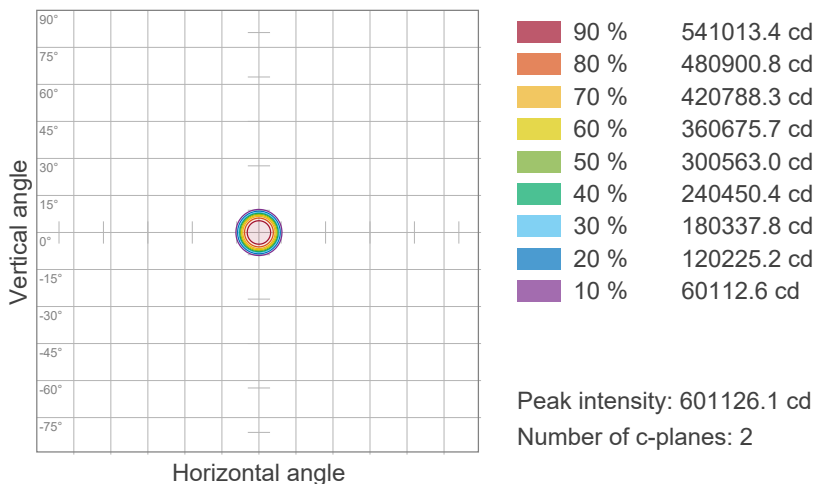
Photometric & Chromaticity Report

Maverick Force 3 Profile V2: 50% Zoom - Full Power

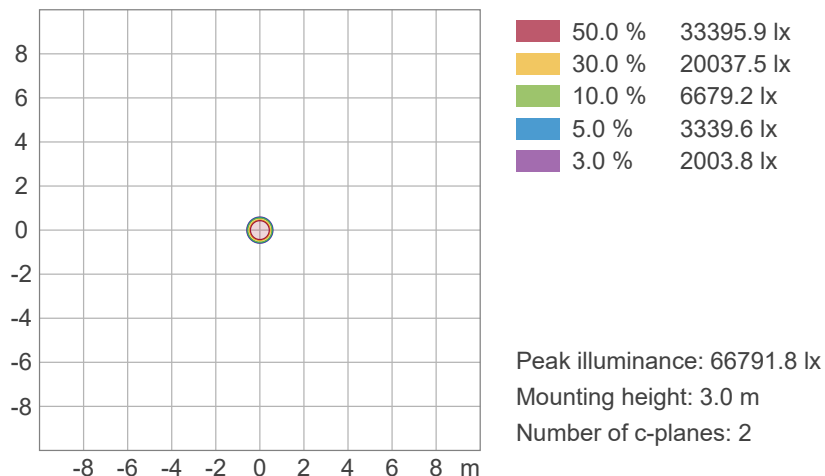


ISO Diagrams

ISO Candela Diagram



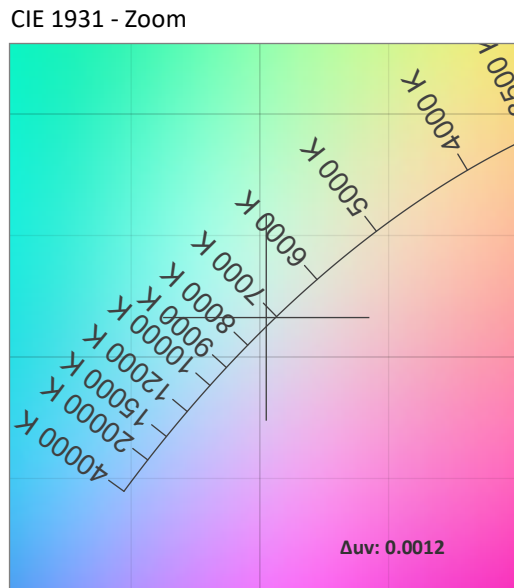
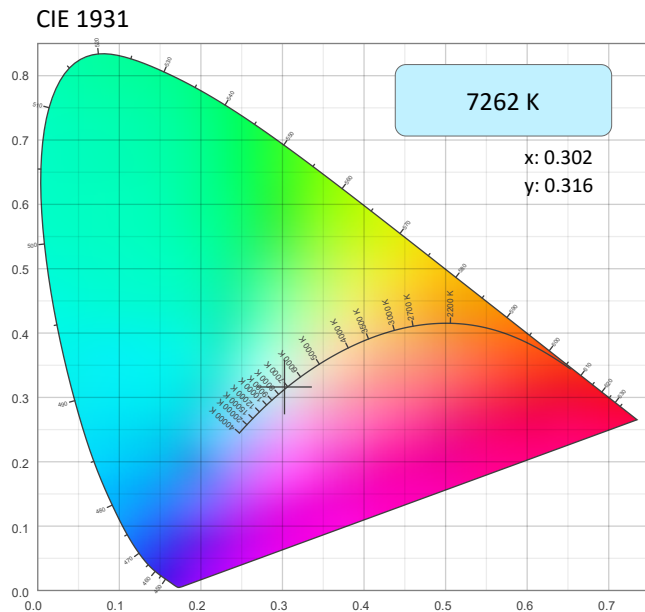
ISO Lux Diagram



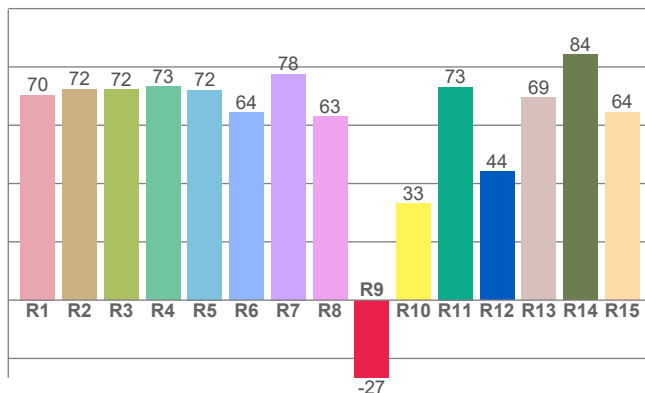
Photometric & Chromaticity Report

Maverick Force 3 Profile V2: 50% Zoom - Full Power

Chromaticity



CRI: 70.6 (R1-R8)

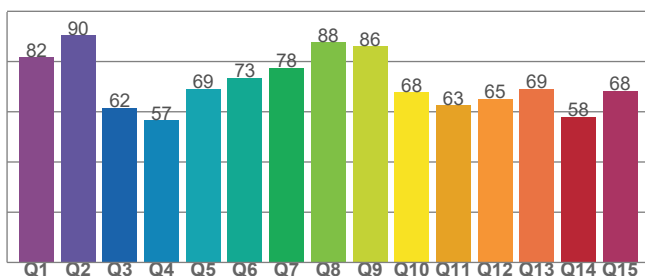


Color Parameters

Color Temperature	Color Coordinate CIE 1931	Color Coordinate CIE 1931
CCT	x	y
7262 K	0.302	0.316

Color Deviation from Black Body Curve	Color Coordinate CIE 1964	Color Coordinate CIE 1964
Δuv	y	u
0.0012	0.316	0.195

CQS: 69.8



Color Rendering Index	Red Component	Color Quality Scale
CRI	CRI - R9	CQS
70.6	-26.6	69.8

Television Lighting Consistency Index	Color Fidelity	Color Gamut
TLCI	TM30 - Rf	TM30 Rg
48	70.7	95.2

Photometric & Chromaticity Report

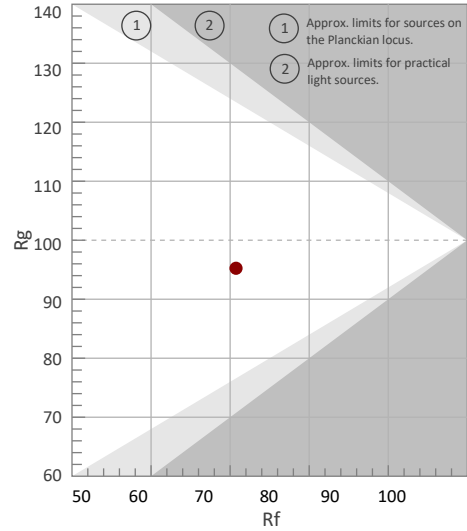
Maverick Force 3 Profile V2: 50% Zoom - Full Power

TM-30 Details

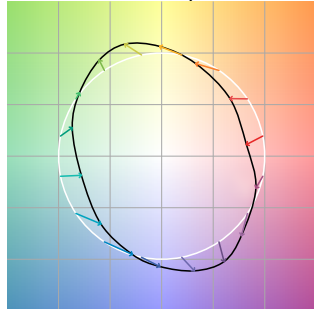
Rf 70.7
Fidelity Index (Rg)

Rg 95.2
Gammut Index (Rg)

Hue Bin	R _f	Graphic shifts (%)	
		Chroma	Hue
1	68	-17%	-5%
2	70	-14%	10%
3	64	-7%	22%
4	63	4%	23%
5	70	14%	14%
6	82	11%	-1%
7	90	0%	-7%
8	77	-10%	-10%
9	77	-20%	3%
10	64	-14%	22%
11	41	-5%	29%
12	67	5%	19%
13	79	15%	9%
14	77	19%	-6%
15	72	7%	-21%
16	76	-4%	-13%



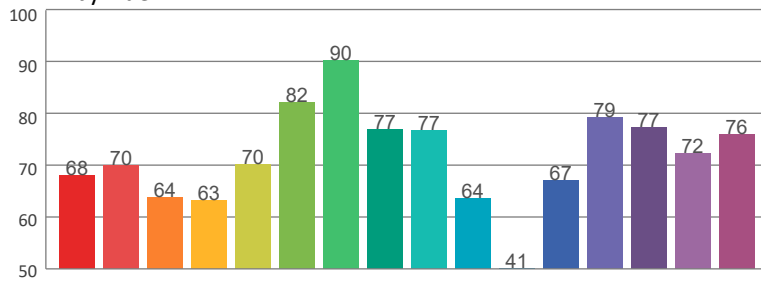
Color Vector Graphic



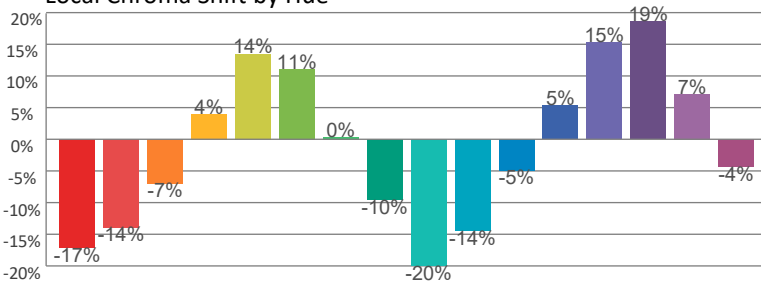
Color Distortion Graphic



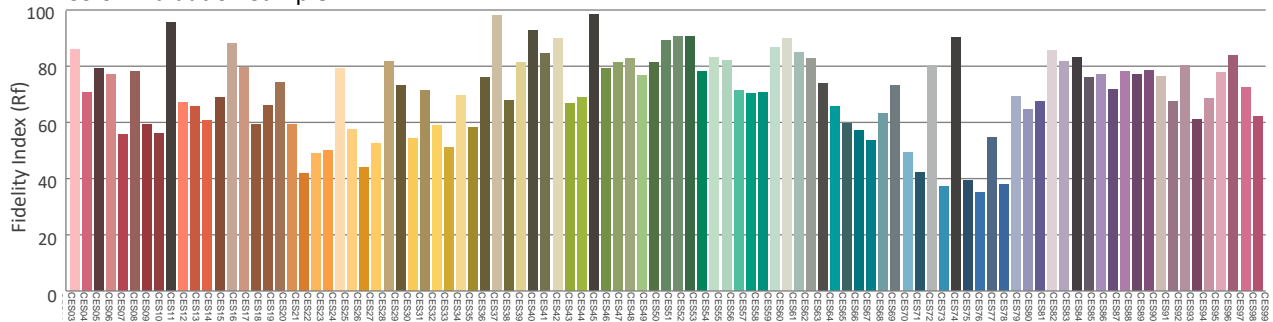
Rf by Hue



Local Chroma Shift by Hue



Color Evaluation Sample



Photometric & Chromaticity Report

Maverick Force 3 Profile V2: 50% Zoom - Full Power - Auto

Report Summary

Measurements

Fixture Output: 41953 lm
Fixture Peak: 576118 cd
Fixture Efficacy: n/a lm/W
Intensity @ 5m: 23045 lux
Color Temperature: 7137 K
CRI: 70.6 CRI R9 Value: -28.0
CQS: 69.9
TLCI: 49
TM-30 Rf: 71.1
TM-30 Rg: 94.8
Beam Angle (50%): 17°
Field Angle (10%): 19.7°
Cutoff Angle (3%): 21.8°

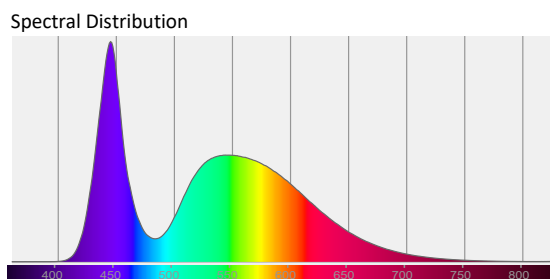
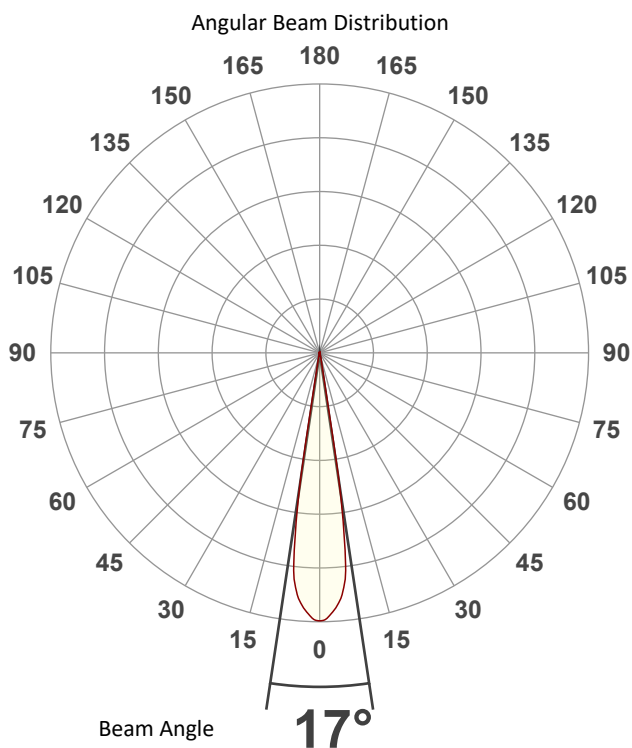


Conditions

AC Supply: 118 V, 60 Hz
Power: n/a W
Current: 0.000 A
Power Factor: n/a

This data sheet conforms to American National Standard E1.9 – 2007 (R2017). All data was measured and calculated by a Viso Systems LabSpion Goniometer at the Chauvet PD Optics Laboratory in Sunrise, FL on 4/17/2023 to LM-63-2002 Standards.


Overall Measurement



Tested Color (CIE 1931):

X: 0.304

Y: 0.319



Light Quality

CRI: 70.6

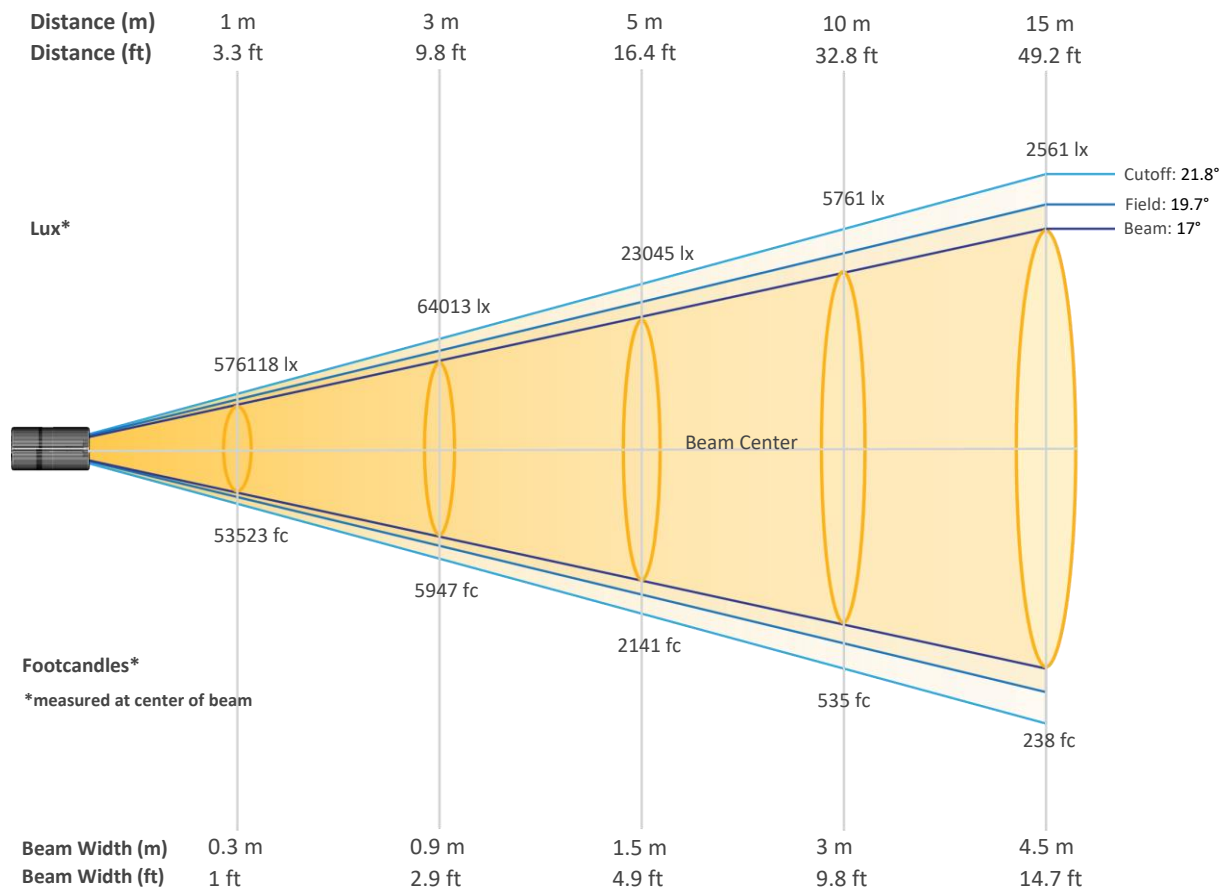
Color Temperature

7137 K

Photometric & Chromaticity Report

Maverick Force 3 Profile V2: 50% Zoom - Full Power - Auto

Beam Details

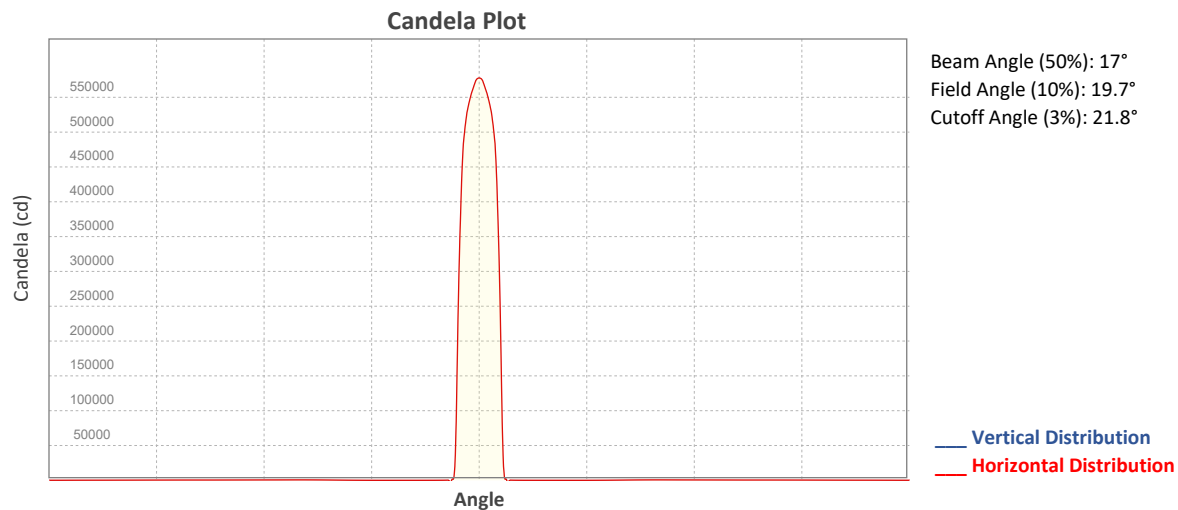


Beam Intensities from 1-20m (3.3-65.6ft)

Distance	1m	2m	3m	4m	5m	6m	7m	8m	9m	10m
Lux	576118	144030	64013	36007	23045	16003	11758	9002	7113	5761
Distance	11m	12m	13m	14m	15m	16m	17m	18m	19m	20m
Lux	4761	4001	3409	2939	2561	2250	1993	1778	1596	1440
Distance	3.3ft	6.6ft	9.8ft	13.1ft	16.4ft	19.7ft	23ft	26.2ft	29.5ft	32.8ft
FC	53523	13381	5947	3345	2141	1487	1092	836	661	535
Distance	36.1ft	39.4ft	42.7ft	45.9ft	49.2ft	52.5ft	55.8ft	59.1ft	62.3ft	65.6ft
FC	442	372	317	273	238	209	185	165	148	134

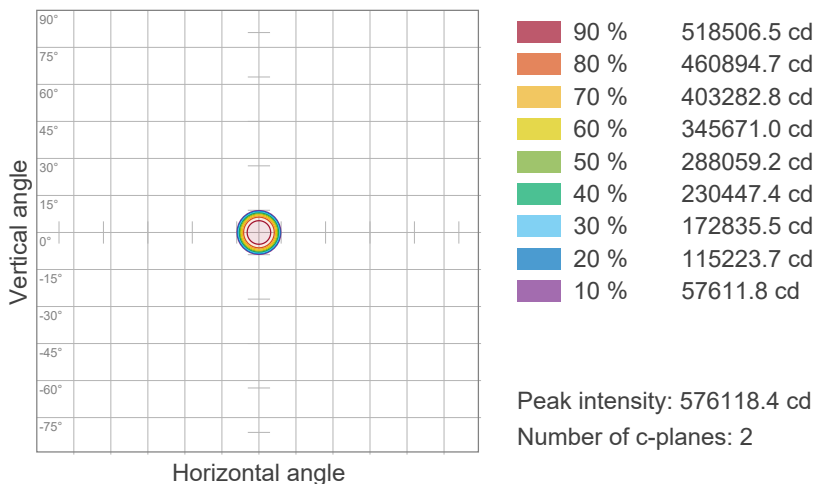
Photometric & Chromaticity Report

Maverick Force 3 Profile V2: 50% Zoom - Full Power - Auto

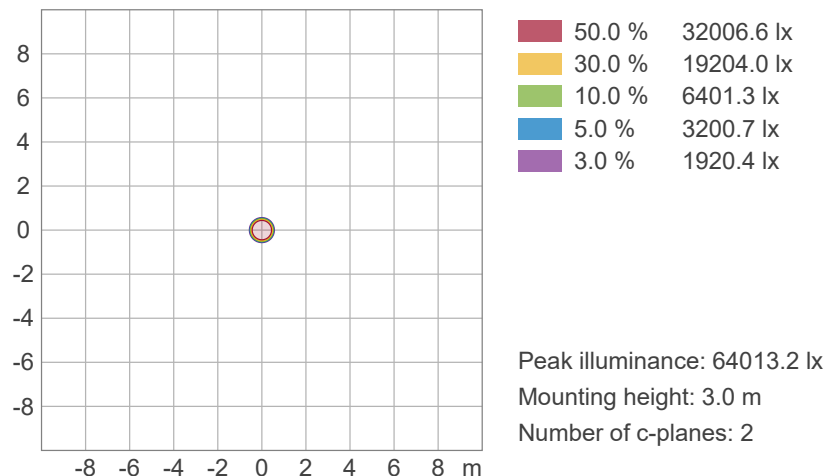


ISO Diagrams

ISO Candela Diagram



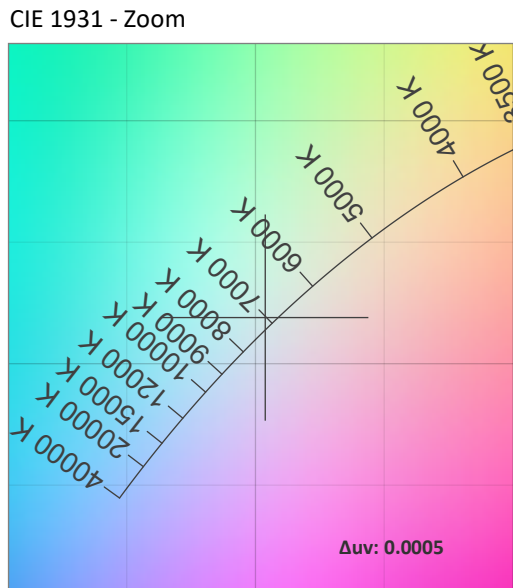
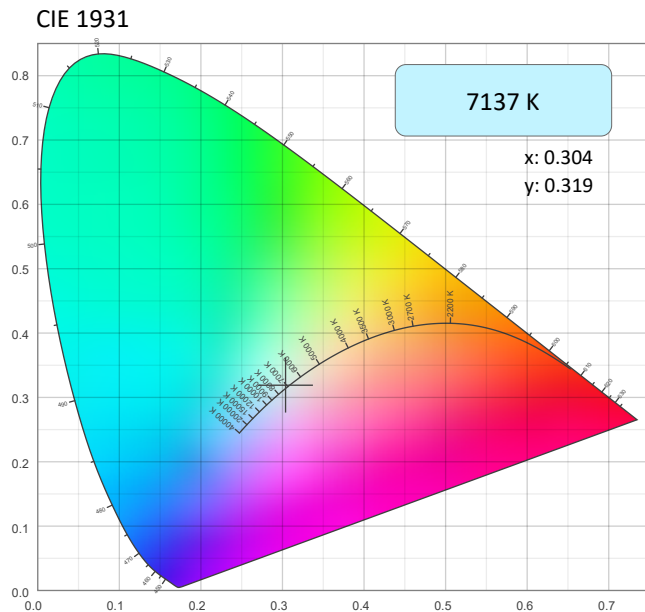
ISO Lux Diagram



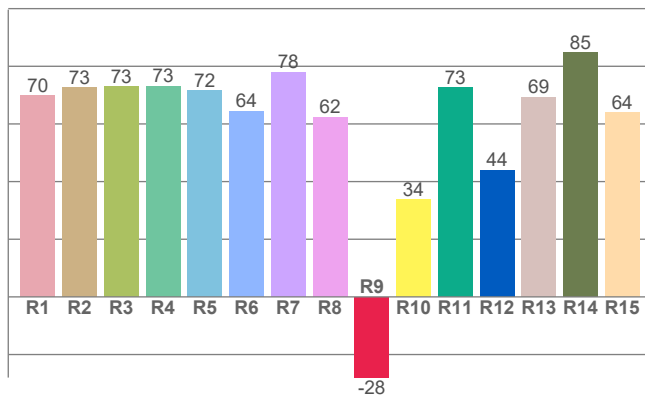
Photometric & Chromaticity Report

Maverick Force 3 Profile V2: 50% Zoom - Full Power - Auto

Chromaticity



CRI: 70.6 (R1-R8)

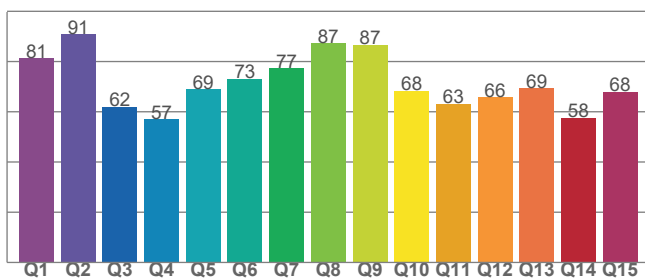


Color Parameters

Color Temperature	Color Coordinate CIE 1931	Color Coordinate CIE 1931
CCT	x	y
7137 K	0.304	0.319

Color Deviation from Black Body Curve	Color Coordinate CIE 1964	Color Coordinate CIE 1964
Δuv	y	u
0.0005	0.319	0.195

CQS: 69.9



Color Rendering Index	Red Component	Color Quality Scale
CRI	CRI - R9	CQS
70.6	-28.0	69.9

Television Lighting Consistency Index	Color Fidelity	Color Gamut
TLCI	TM30 - Rf	TM30 Rg
49	71.1	94.8

Photometric & Chromaticity Report

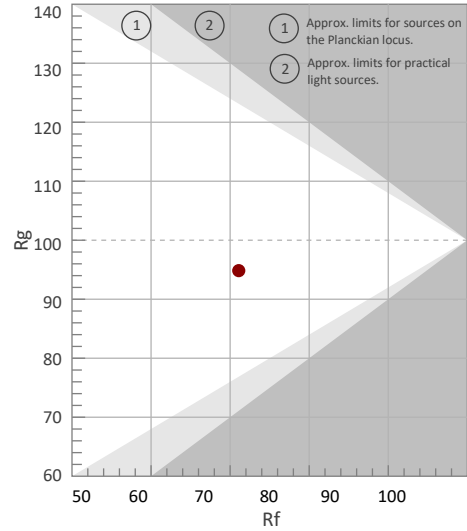
Maverick Force 3 Profile V2: 50% Zoom - Full Power - Auto

TM-30 Details

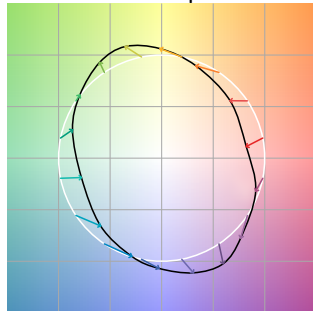
Rf 71.1
Fidelity Index (Rg)

Rg 94.8
Gammut Index (Rg)


Hue Bin	R _f	Graphic shifts (%)	
		Chroma	Hue
1	68	-17%	-5%
2	70	-14%	9%
3	64	-7%	22%
4	64	4%	22%
5	71	13%	13%
6	83	11%	-2%
7	90	0%	-7%
8	77	-10%	-10%
9	77	-20%	3%
10	64	-14%	22%
11	42	-5%	29%
12	68	5%	18%
13	80	15%	9%
14	77	18%	-7%
15	71	7%	-22%
16	76	-4%	-14%



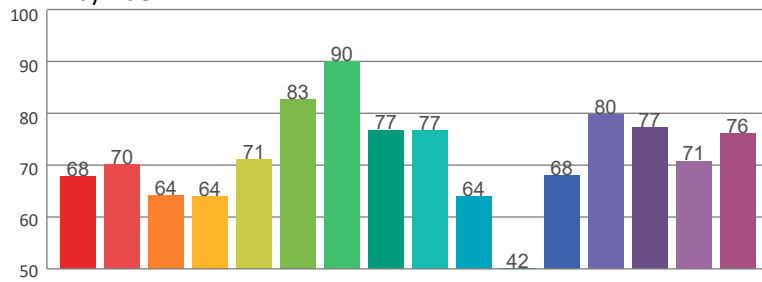
Color Vector Graphic



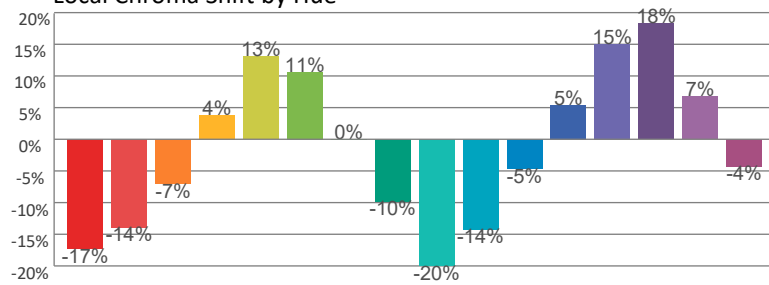
Color Distortion Graphic



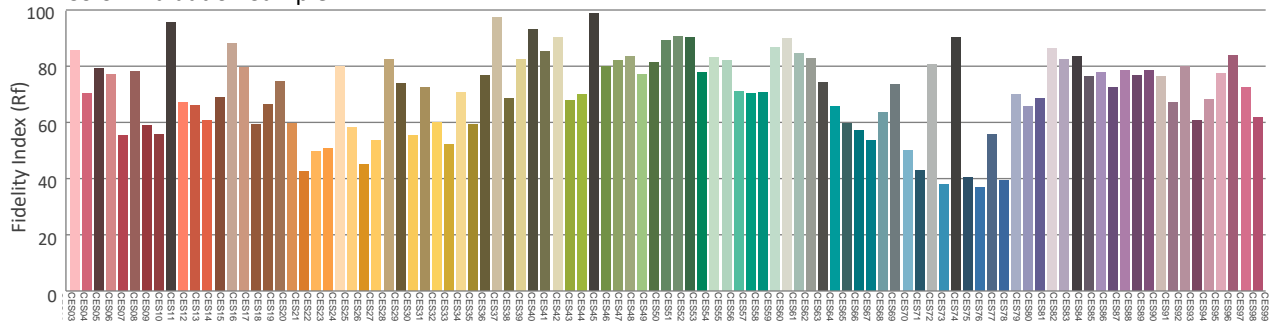
Rf by Hue



Local Chroma Shift by Hue



Color Evaluation Sample



Photometric & Chromaticity Report

Maverick Force 3 Profile V2: 50% Zoom - Full Power - ECO

Report Summary

Measurements

Fixture Output: 38810 lm
Fixture Peak: 533784 cd
Fixture Efficacy: n/a lm/W
Intensity @ 5m: 21351 lux
Color Temperature: 7106 K
CRI: 70.4 CRI R9 Value: -29.2
CQS: 69.9
TLCI: 49
TM-30 Rf: 71.0
TM-30 Rg: 94.8
Beam Angle (50%): 16.8°
Field Angle (10%): 20.3°
Cutoff Angle (3%): 21.3°

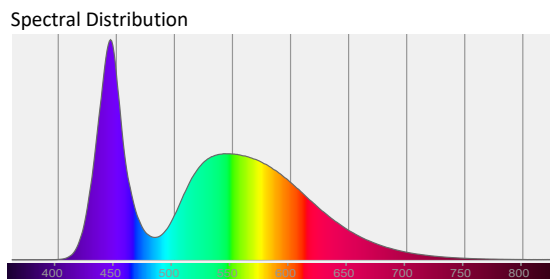
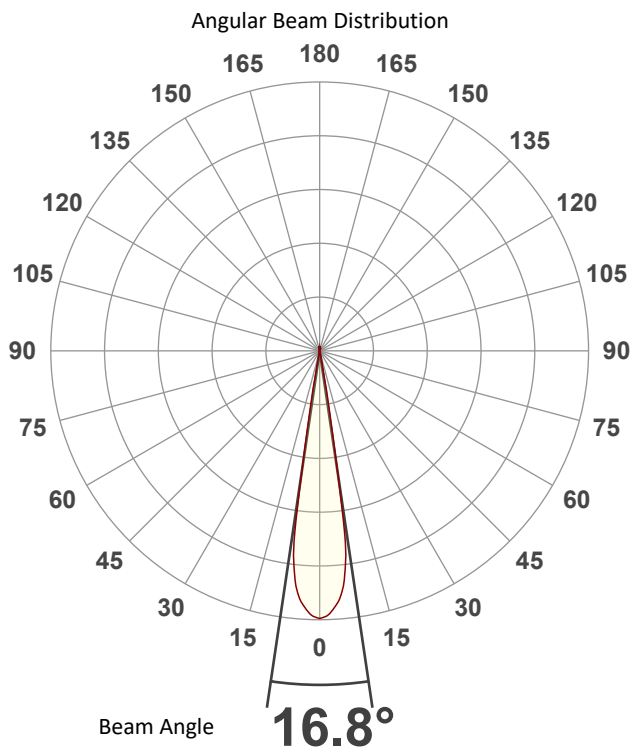


Conditions

AC Supply: 118 V, 60 Hz
Power: n/a W
Current: 0.000 A
Power Factor: n/a

This data sheet conforms to American National Standard E1.9 – 2007 (R2017). All data was measured and calculated by a Viso Systems LabSpion Goniometer at the Chauvet PD Optics Laboratory in Sunrise, FL on 4/17/2023 to LM-63-2002 Standards.


Overall Measurement



Tested Color (CIE 1931):

X: 0.304

Y: 0.320



Light Quality

CRI: 70.4

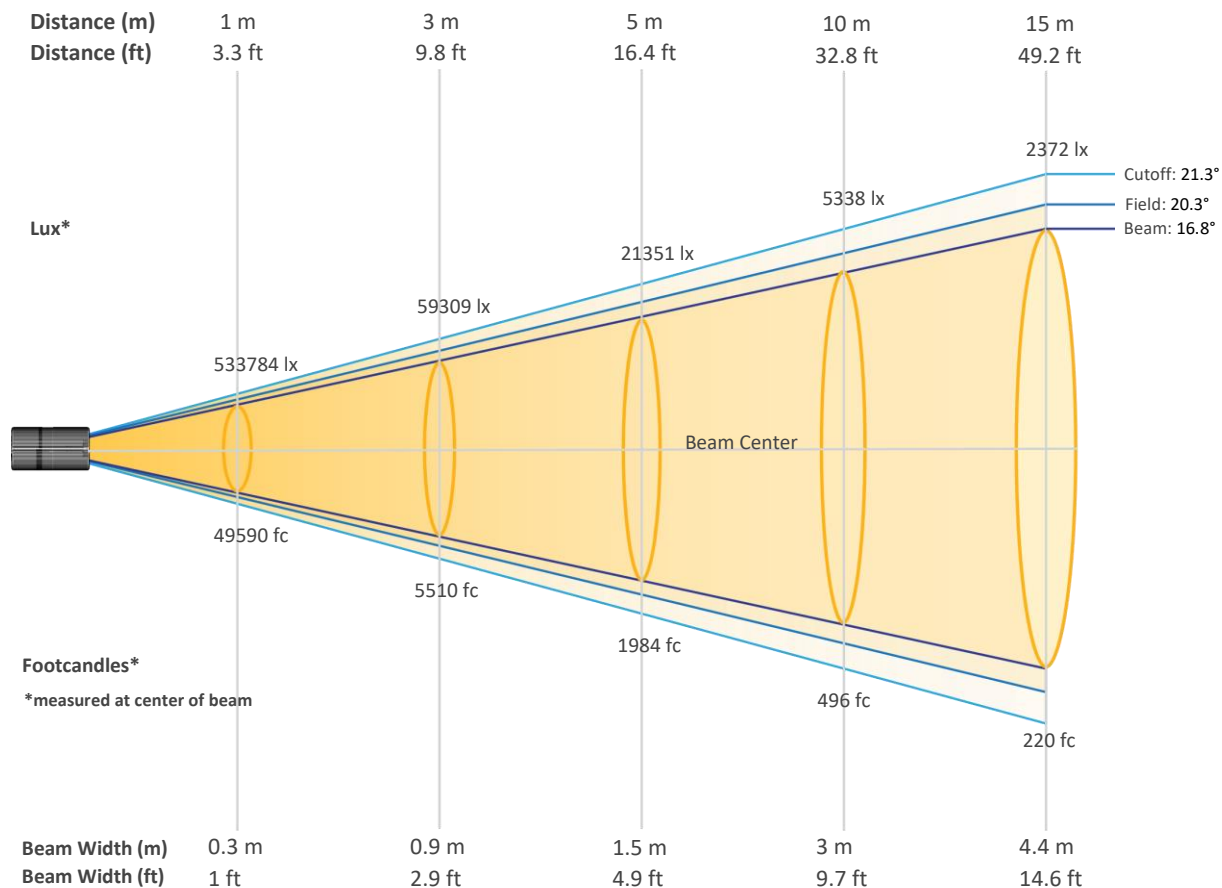
Color Temperature

7106 K

Photometric & Chromaticity Report

Maverick Force 3 Profile V2: 50% Zoom - Full Power - ECO

Beam Details

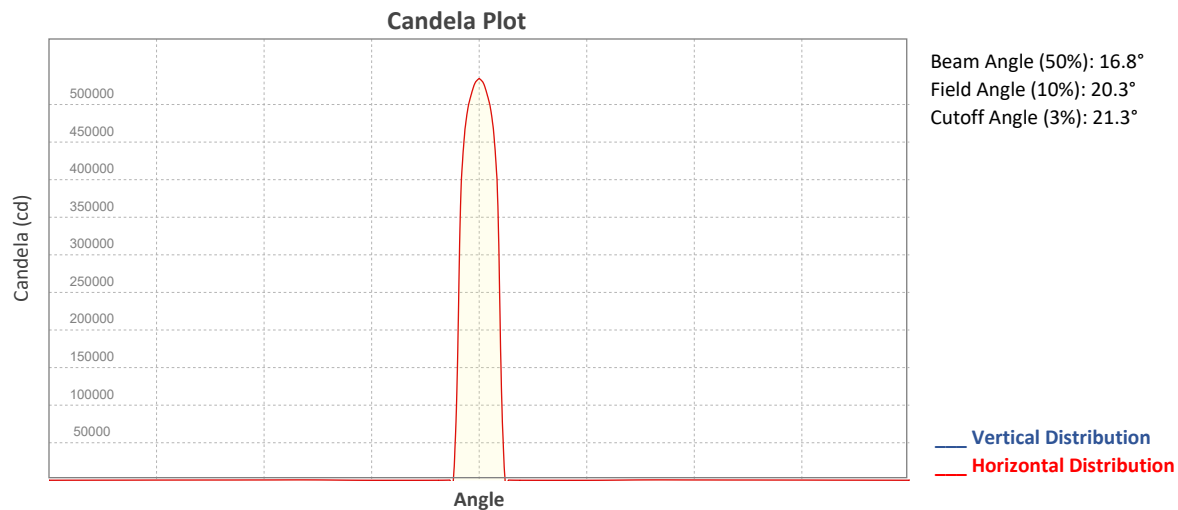


Beam Intensities from 1-20m (3.3-65.6ft)

Distance	1m	2m	3m	4m	5m	6m	7m	8m	9m	10m
Lux	533784	133446	59309	33362	21351	14827	10894	8340	6590	5338
Distance	11m	12m	13m	14m	15m	16m	17m	18m	19m	20m
Lux	4411	3707	3158	2723	2372	2085	1847	1647	1479	1334
Distance	3.3ft	6.6ft	9.8ft	13.1ft	16.4ft	19.7ft	23ft	26.2ft	29.5ft	32.8ft
FC	49590	12398	5510	3099	1984	1378	1012	775	612	496
Distance	36.1ft	39.4ft	42.7ft	45.9ft	49.2ft	52.5ft	55.8ft	59.1ft	62.3ft	65.6ft
FC	410	344	293	253	220	194	172	153	137	124

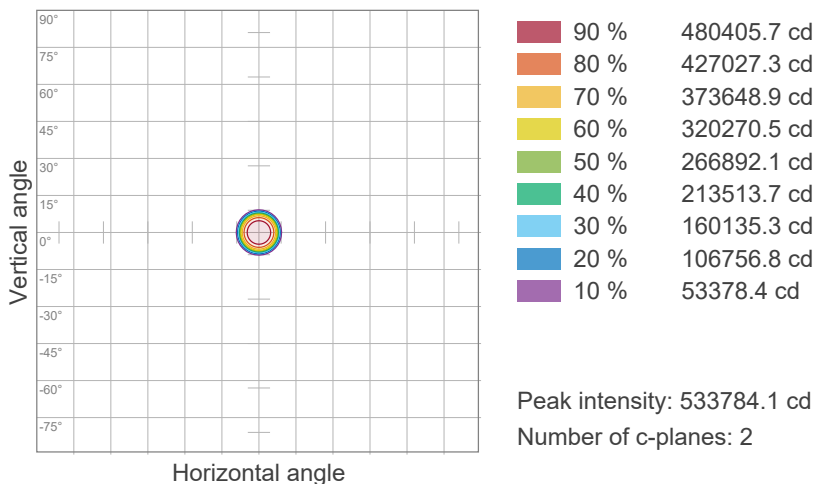
Photometric & Chromaticity Report

Maverick Force 3 Profile V2: 50% Zoom - Full Power - ECO

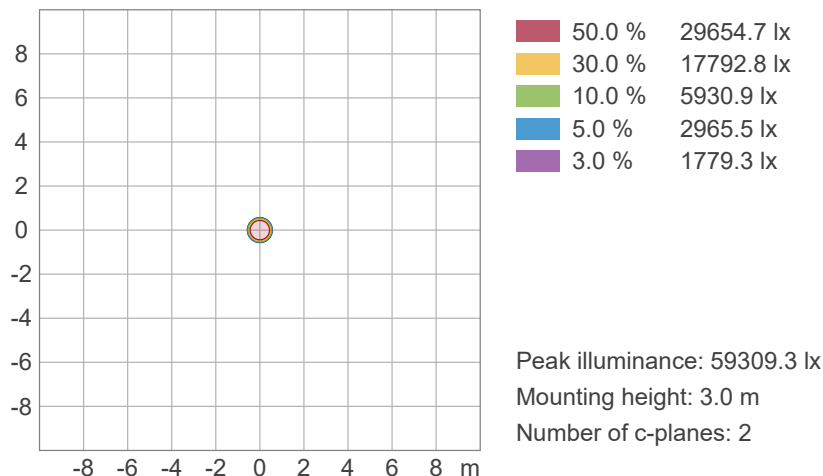


ISO Diagrams

ISO Candela Diagram



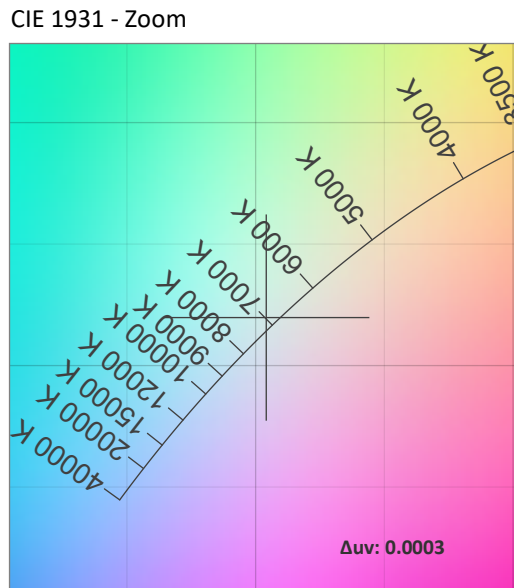
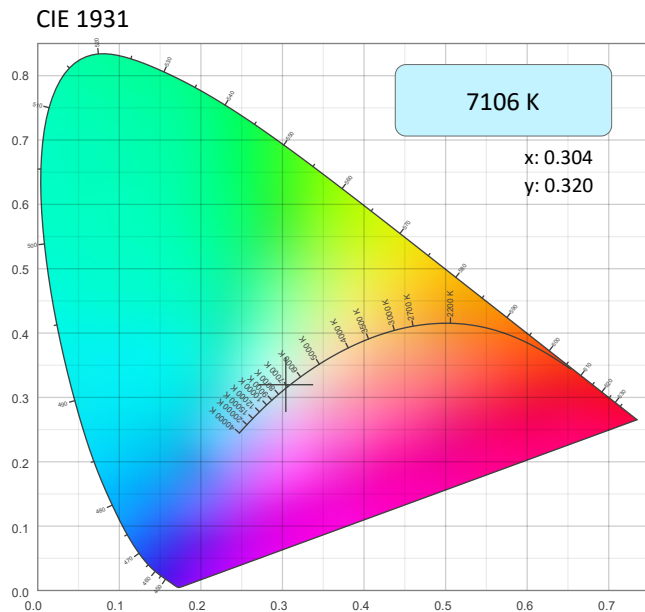
ISO Lux Diagram



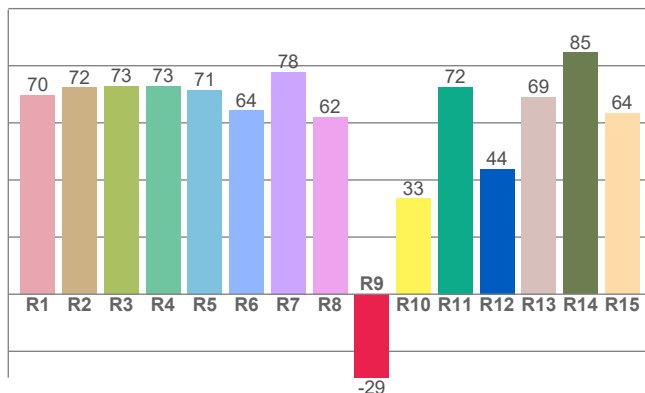
Photometric & Chromaticity Report

Maverick Force 3 Profile V2: 50% Zoom - Full Power - ECO

Chromaticity



CRI: 70.4 (R1-R8)

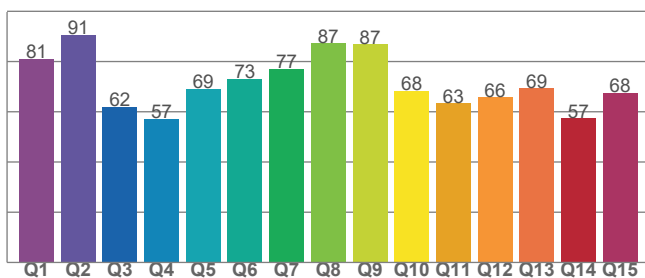


Color Parameters

Color Temperature	Color Coordinate CIE 1931	Color Coordinate CIE 1931
CCT	x	y
7106 K	0.304	0.320

Color Deviation from Black Body Curve	Color Coordinate CIE 1964	Color Coordinate CIE 1964
Δuv	y	u
0.0003	0.320	0.195

CQS: 69.9



Color Rendering Index	Red Component	Color Quality Scale
CRI	CRI - R9	CQS
70.4	-29.2	69.9

Television Lighting Consistency Index	Color Fidelity	Color Gamut
TLCI	TM30 - Rf	TM30 Rg
49	71.0	94.8

Photometric & Chromaticity Report

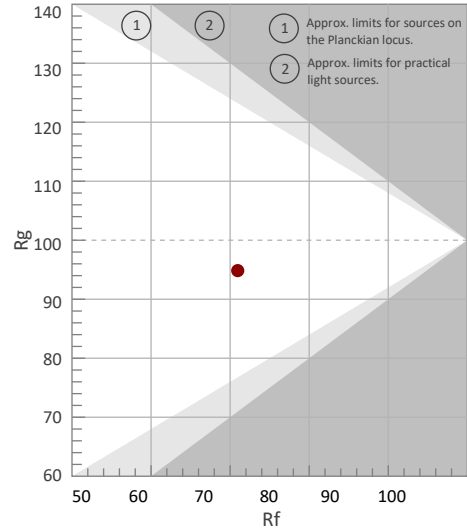
Maverick Force 3 Profile V2: 50% Zoom - Full Power - ECO

TM-30 Details

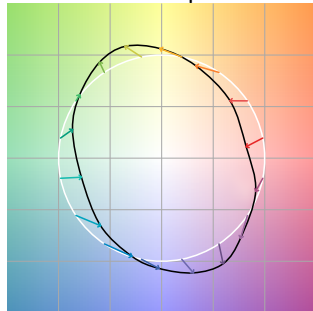
Rf 71.0
Fidelity Index (Rg)

Rg 94.8
Gammut Index (Rg)

Hue Bin	R _f	Graphic shifts (%)	
		Chroma	Hue
1	68	-17%	-5%
2	70	-14%	9%
3	64	-7%	22%
4	64	4%	22%
5	71	13%	14%
6	82	11%	-2%
7	90	0%	-7%
8	77	-10%	-10%
9	77	-20%	3%
10	64	-14%	22%
11	42	-5%	29%
12	68	5%	18%
13	80	15%	9%
14	77	18%	-7%
15	71	7%	-22%
16	76	-4%	-14%



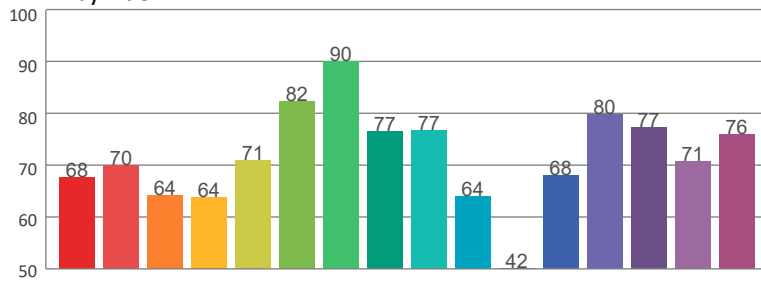
Color Vector Graphic



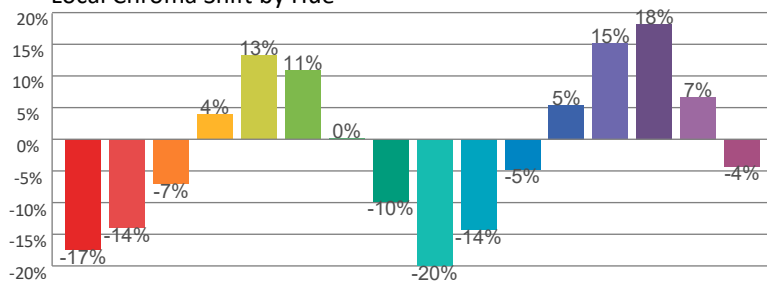
Color Distortion Graphic



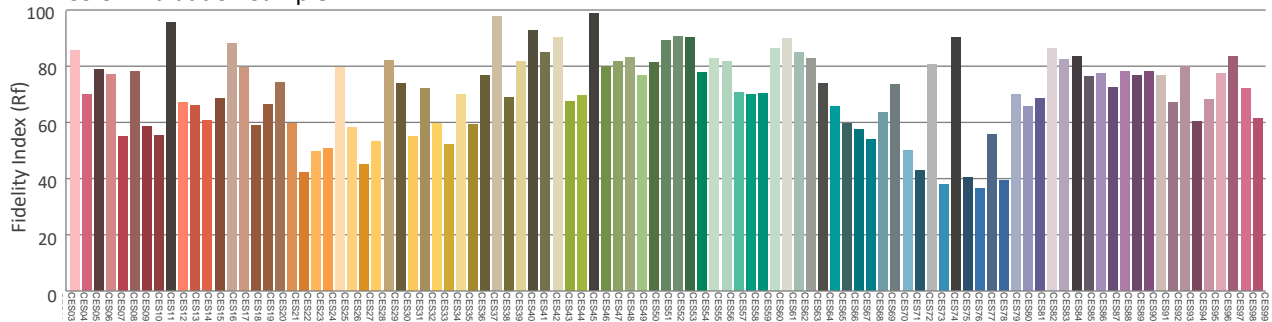
Rf by Hue



Local Chroma Shift by Hue



Color Evaluation Sample



Photometric & Chromaticity Report

Maverick Force 3 Profile V2: 50% Zoom - Full Power - Cyan

Report Summary

Measurements

Fixture Output: 9516 lm
Fixture Peak: 131283 cd
Fixture Efficacy: n/a lm/W
Intensity @ 5m: 5251 lux
Color Temperature: 0 K
CRI: 0.0 CRI R9 Value: 0.0
CQS: 0.0
TLCI: n/a
TM-30 Rf: 0.0
TM-30 Rg: 0.0
Beam Angle (50%): 16.7°
Field Angle (10%): 20°
Cutoff Angle (3%): 21.5°

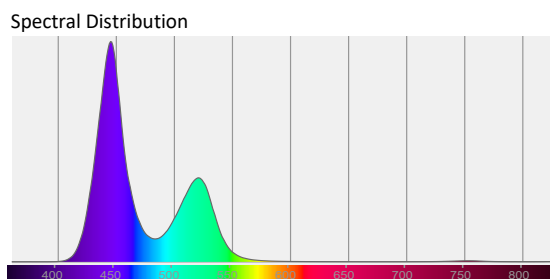
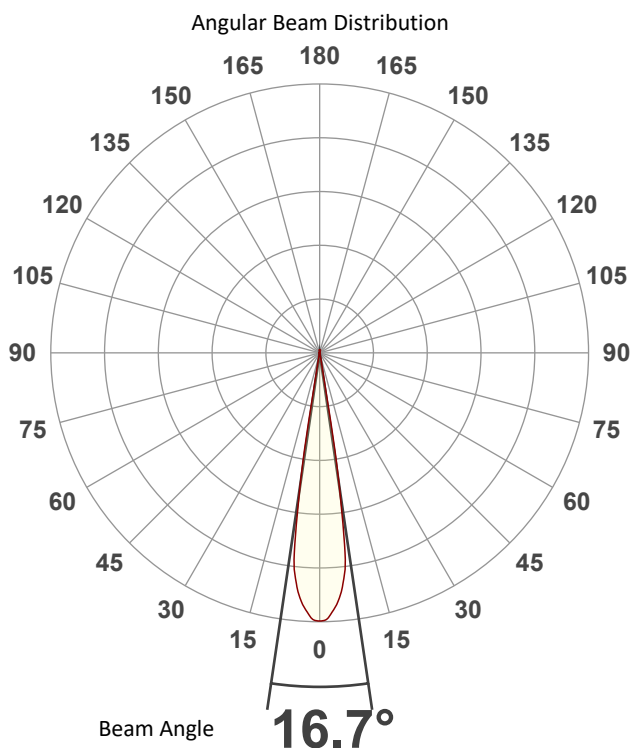


Conditions

AC Supply: 117 V, 60 Hz
Power: n/a W
Current: 0.000 A
Power Factor: n/a

This data sheet conforms to American National Standard E1.9 – 2007 (R2017). All data was measured and calculated by a Viso Systems LabSpion Goniometer at the Chauvet PD Optics Laboratory in Sunrise, FL on 4/17/2023 to LM-63-2002 Standards.


Overall Measurement



Tested Color (CIE 1931):

X: 0.150

Y: 0.154



Light Quality

CRI: 0.0

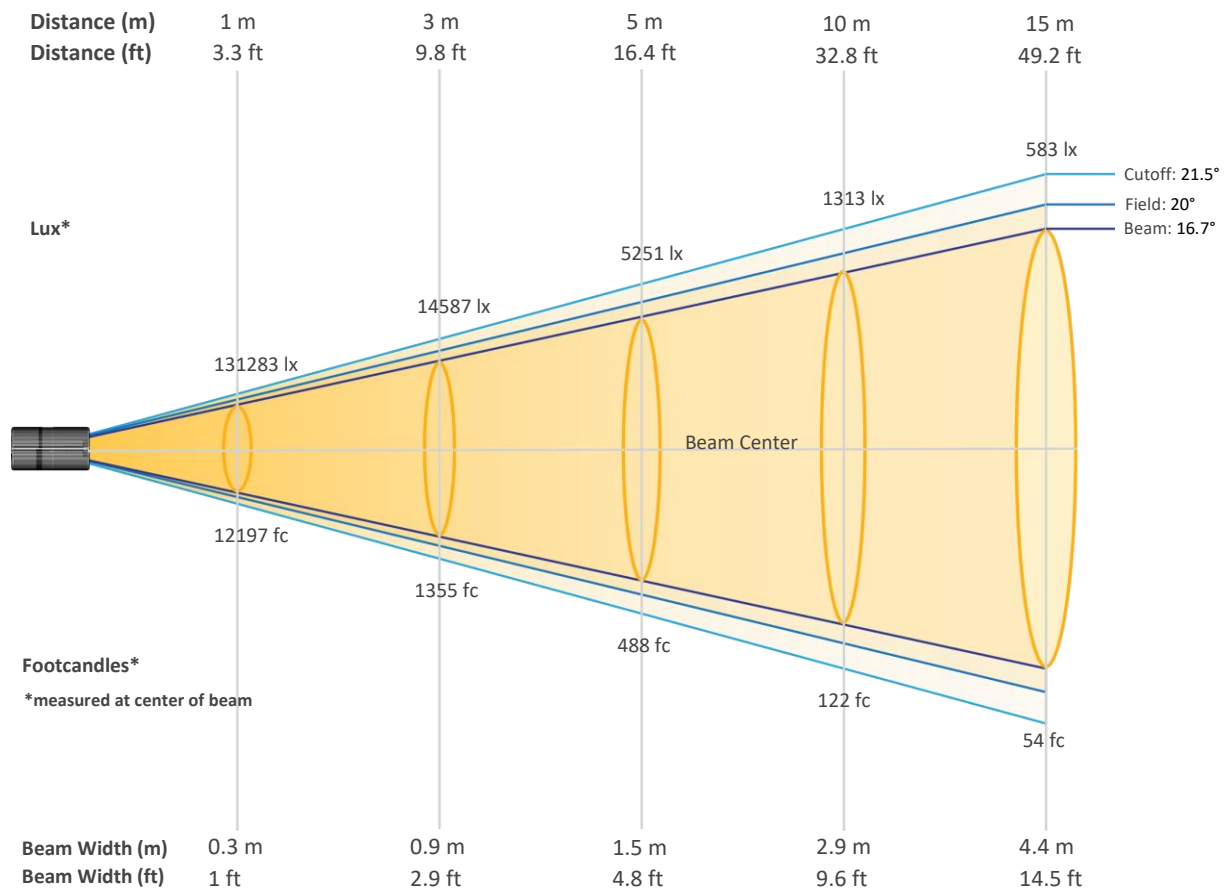
Color Temperature

0 K

Photometric & Chromaticity Report

Maverick Force 3 Profile V2: 50% Zoom - Full Power - Cyan

Beam Details

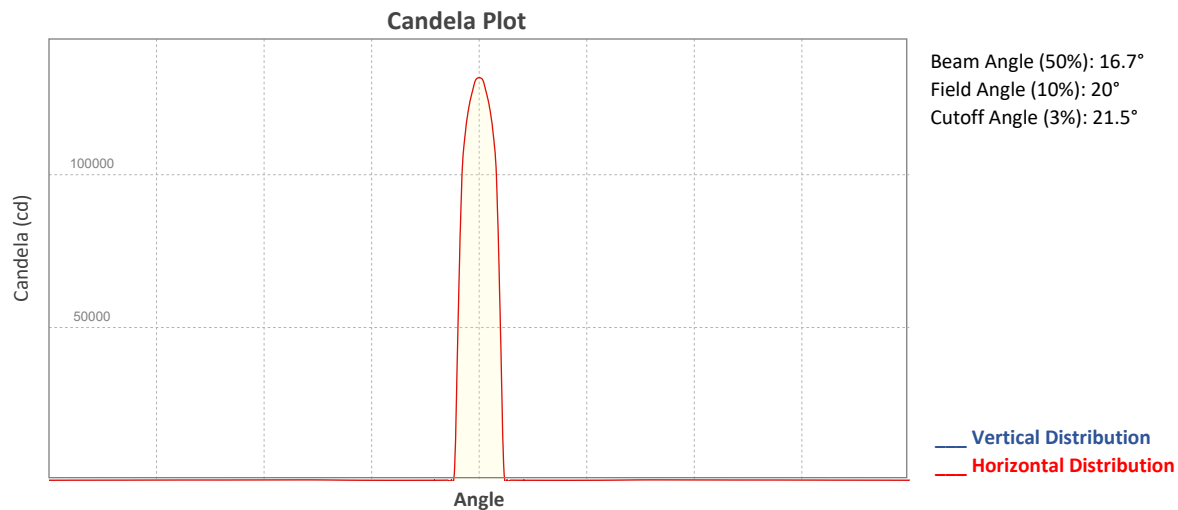


Beam Intensities from 1-20m (3.3-65.6ft)

Distance	1m	2m	3m	4m	5m	6m	7m	8m	9m	10m
Lux	131283	32821	14587	8205	5251	3647	2679	2051	1621	1313
Distance	11m	12m	13m	14m	15m	16m	17m	18m	19m	20m
Lux	1085	912	777	670	583	513	454	405	364	328
Distance	3.3ft	6.6ft	9.8ft	13.1ft	16.4ft	19.7ft	23ft	26.2ft	29.5ft	32.8ft
FC	12197	3049	1355	762	488	339	249	191	151	122
Distance	36.1ft	39.4ft	42.7ft	45.9ft	49.2ft	52.5ft	55.8ft	59.1ft	62.3ft	65.6ft
FC	101	85	72	62	54	48	42	38	34	30

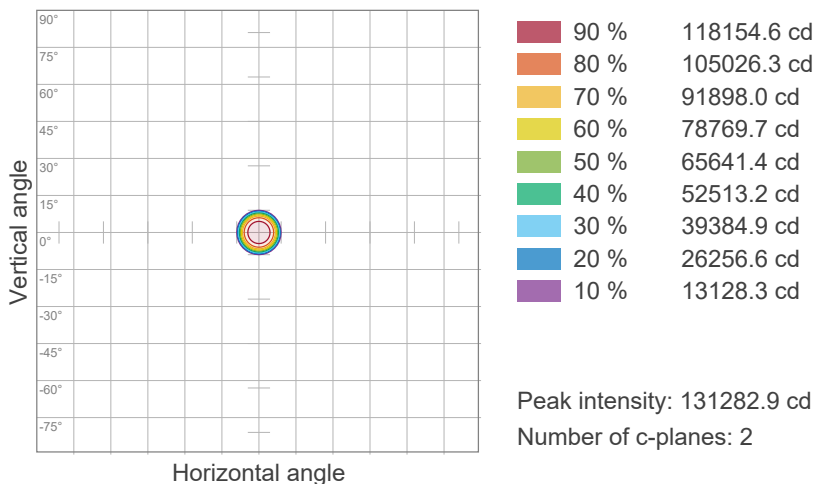
Photometric & Chromaticity Report

Maverick Force 3 Profile V2: 50% Zoom - Full Power - Cyan

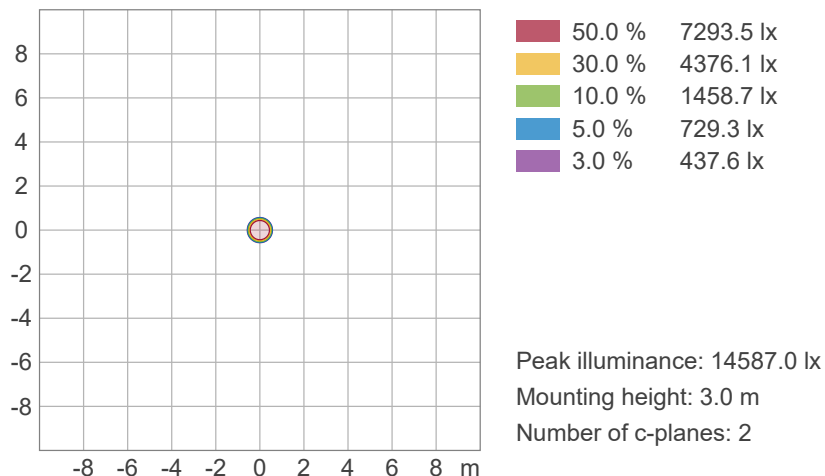


ISO Diagrams

ISO Candela Diagram



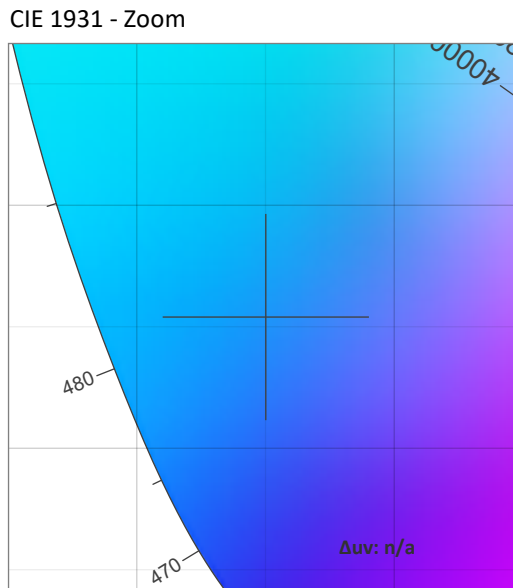
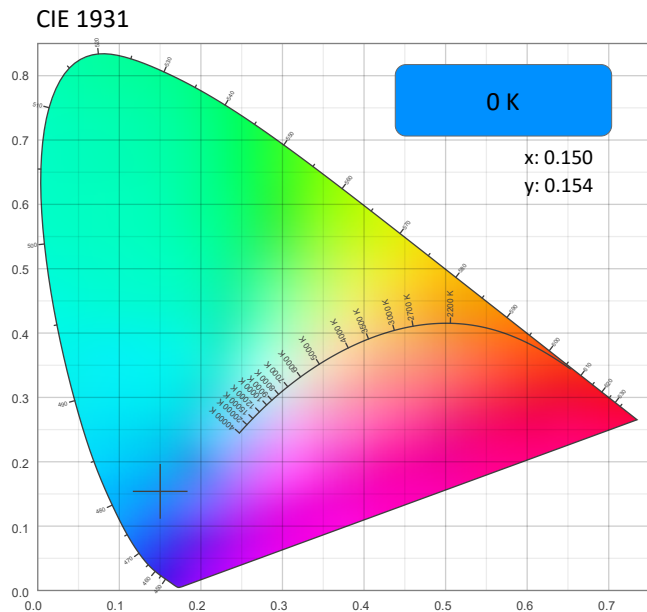
ISO Lux Diagram



Photometric & Chromaticity Report

Maverick Force 3 Profile V2: 50% Zoom - Full Power - Cyan

Chromaticity



CRI: 0.0 (R1-R8)

0	0	0	0	0	0	0	0	0	0	0	0	0	0	0
R1	R2	R3	R4	R5	R6	R7	R8	R9	R10	R11	R12	R13	R14	R15

CQS: 0.0

0	0	0	0	0	0	0	0	0	0	0	0	0	0	0
Q1	Q2	Q3	Q4	Q5	Q6	Q7	Q8	Q9	Q10	Q11	Q12	Q13	Q14	Q15

Color Parameters

Color Temperature	Color Coordinate CIE 1931	Color Coordinate CIE 1931
CCT	x	y
0 K	0.150	0.154

Color Deviation from Black Body Curve	Color Coordinate CIE 1964	Color Coordinate CIE 1964
Δuv	y	u
n/a	0.154	0.132

Color Rendering Index	Red Component	Color Quality Scale
CRI	CRI - R9	CQS
0.0	0.0	0.0

Television Lighting Consistency Index	Color Fidelity	Color Gamut
TLCI	TM30 - Rf	TM30 Rg
n/a	0.0	0.0

Photometric & Chromaticity Report

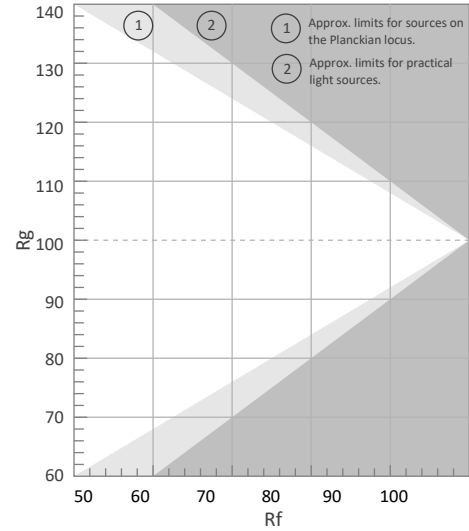
Maverick Force 3 Profile V2: 50% Zoom - Full Power - Cyan

TM-30 Details


Rf 0.0
Fidelity Index
(Rg)

Rg 0.0
Gammut Index (Rg)


Hue Bin	R _f	Graphic shifts (%)	
		Chroma	Hue
1	0	0%	0%
2	0	0%	0%
3	0	0%	0%
4	0	0%	0%
5	0	0%	0%
6	0	0%	0%
7	0	0%	0%
8	0	0%	0%
9	0	0%	0%
10	0	0%	0%
11	0	0%	0%
12	0	0%	0%
13	0	0%	0%
14	0	0%	0%
15	0	0%	0%
16	0	0%	0%




Color Vector Graphic




Color Distortion Graphic



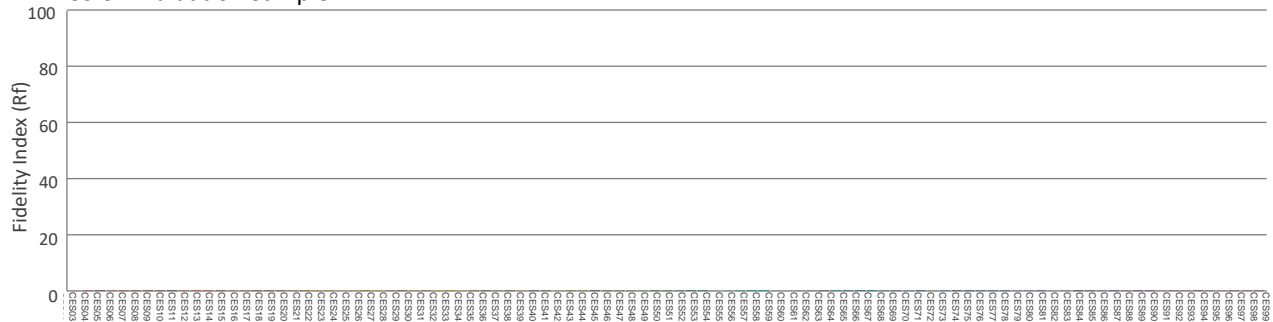
R_f by Hue



Local Chroma Shift by Hue



Color Evaluation Sample



Photometric & Chromaticity Report

Maverick Force 3 Profile V2: 50% Zoom - Full Power - Magenta

Report Summary

Measurements

Fixture Output: 1763 lm
Fixture Peak: 23319 cd
Fixture Efficacy: n/a lm/W
Intensity @ 5m: 933 lux
Color Temperature: 0 K
CRI: 0.0 CRI R9 Value: 0.0
CQS: 0.0
TLCI: n/a
TM-30 Rf: 0.0
TM-30 Rg: 0.0
Beam Angle (50%): 16.7°
Field Angle (10%): 20°
Cutoff Angle (3%): 20.8°

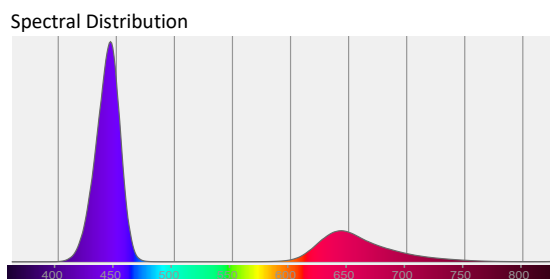
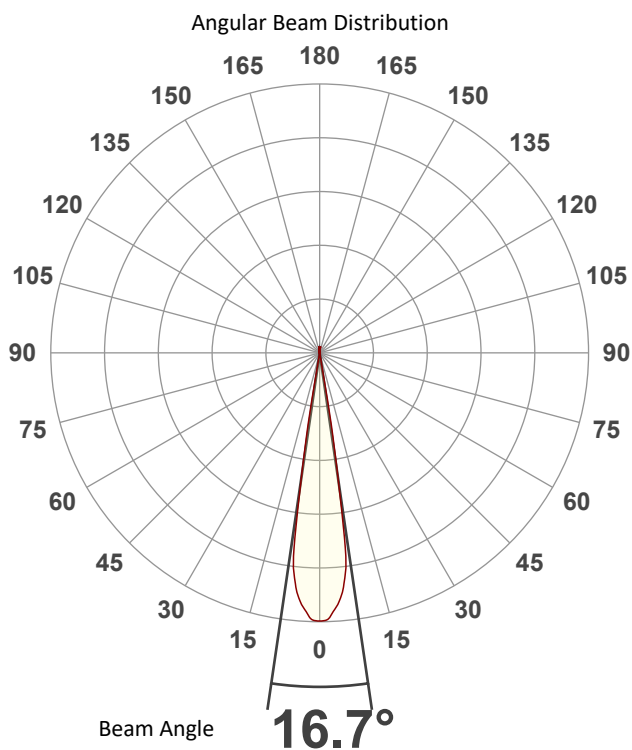


Conditions

AC Supply: 117 V, 60 Hz
Power: n/a W
Current: 0.000 A
Power Factor: n/a

This data sheet conforms to American National Standard E1.9 – 2007 (R2017). All data was measured and calculated by a Viso Systems LabSpion Goniometer at the Chauvet PD Optics Laboratory in Sunrise, FL on 4/17/2023 to LM-63-2002 Standards.

Overall Measurement



Tested Color (CIE 1931):

X: 0.205

Y: 0.038



Light Quality

CRI: 0.0

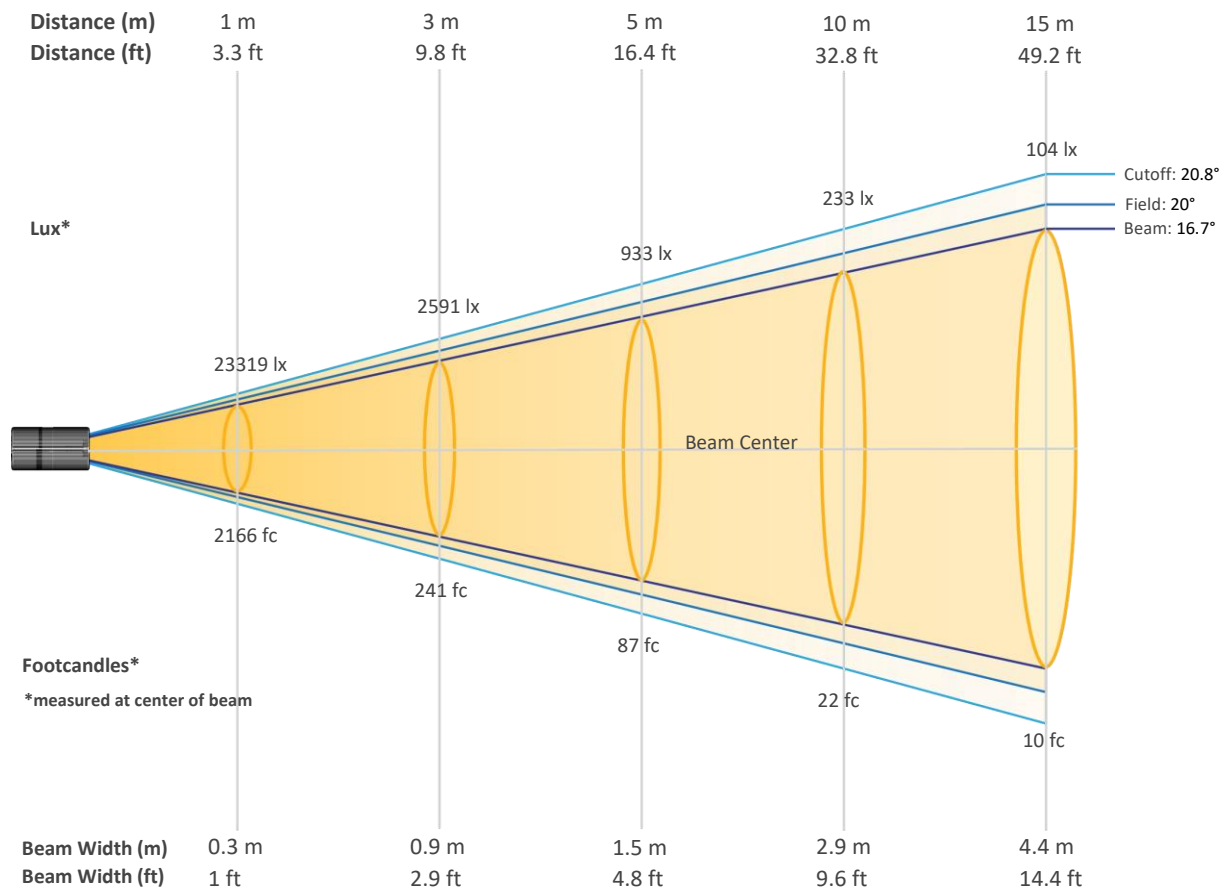
Color Temperature

0 K

Photometric & Chromaticity Report

Maverick Force 3 Profile V2: 50% Zoom - Full Power - Magenta

Beam Details

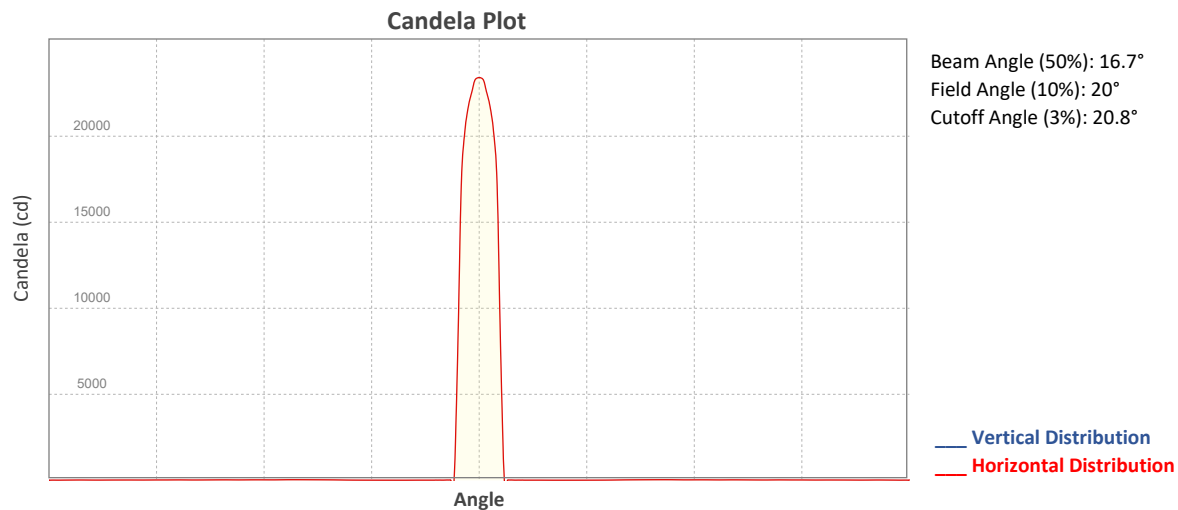


Beam Intensities from 1-20m (3.3-65.6ft)

Distance	1m	2m	3m	4m	5m	6m	7m	8m	9m	10m
Lux	23319	5830	2591	1457	933	648	476	364	288	233
Distance	11m	12m	13m	14m	15m	16m	17m	18m	19m	20m
Lux	193	162	138	119	104	91	81	72	65	58
Distance	3.3ft	6.6ft	9.8ft	13.1ft	16.4ft	19.7ft	23ft	26.2ft	29.5ft	32.8ft
FC	2166	542	241	135	87	60	44	34	27	22
Distance	36.1ft	39.4ft	42.7ft	45.9ft	49.2ft	52.5ft	55.8ft	59.1ft	62.3ft	65.6ft
FC	18	15	13	11	10	8	7	7	6	5

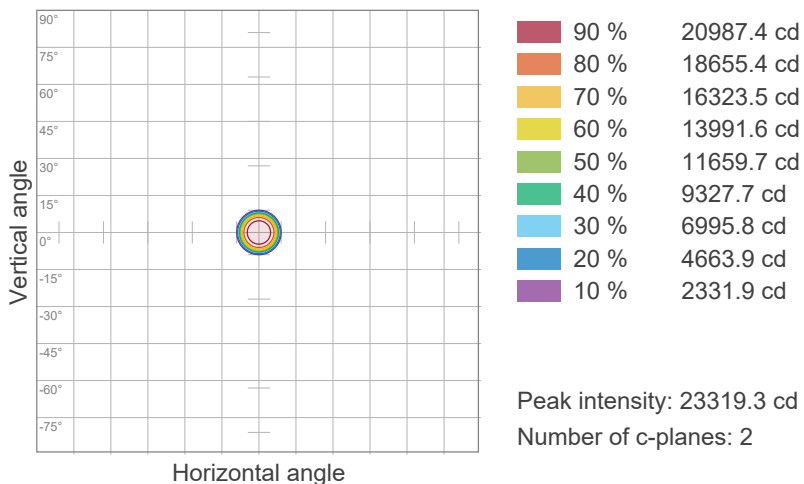
Photometric & Chromaticity Report

Maverick Force 3 Profile V2: 50% Zoom - Full Power - Magenta

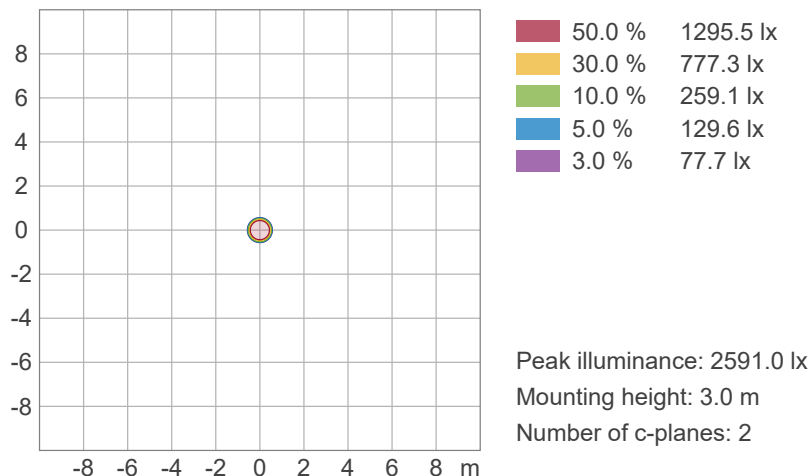


ISO Diagrams

ISO Candela Diagram



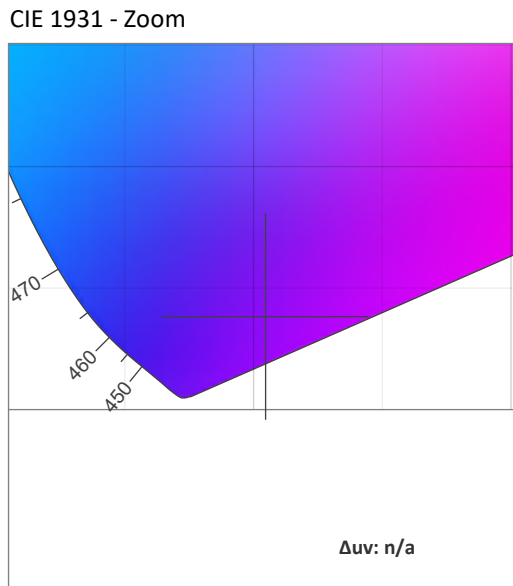
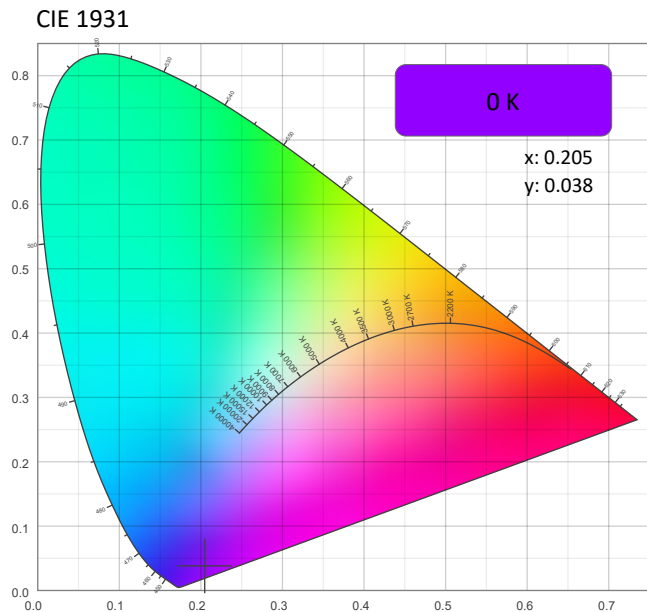
ISO Lux Diagram



Photometric & Chromaticity Report

Maverick Force 3 Profile V2: 50% Zoom - Full Power - Magenta

Chromaticity



CRI: 0.0 (R1-R8)

0	0	0	0	0	0	0	0	0	0	0	0	0	0	0
R1	R2	R3	R4	R5	R6	R7	R8	R9	R10	R11	R12	R13	R14	R15

CQS: 0.0

0	0	0	0	0	0	0	0	0	0	0	0	0	0	0
Q1	Q2	Q3	Q4	Q5	Q6	Q7	Q8	Q9	Q10	Q11	Q12	Q13	Q14	Q15

Color Parameters

Color Temperature	Color Coordinate CIE 1931	Color Coordinate CIE 1931
CCT	x	y
0 K	0.205	0.038

Color Deviation from Black Body Curve	Color Coordinate CIE 1964	Color Coordinate CIE 1964
Δuv	y	u
n/a	0.038	0.268

Color Rendering Index	Red Component	Color Quality Scale
CRI	CRI - R9	CQS
0.0	0.0	0.0

Television Lighting Consistency Index	Color Fidelity	Color Gamut
TLCI	TM30 - Rf	TM30 Rg
n/a	0.0	0.0

Photometric & Chromaticity Report

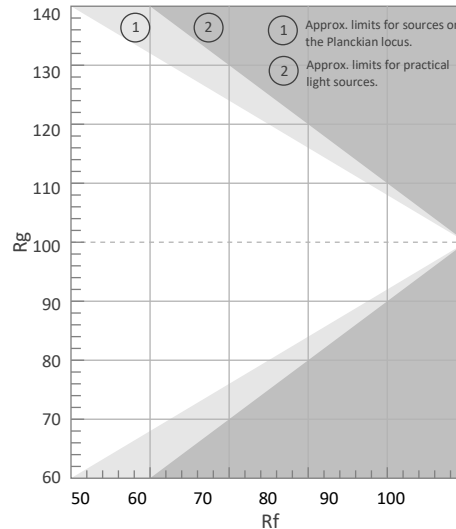
Maverick Force 3 Profile V2: 50% Zoom - Full Power - Magenta

TM-30 Details

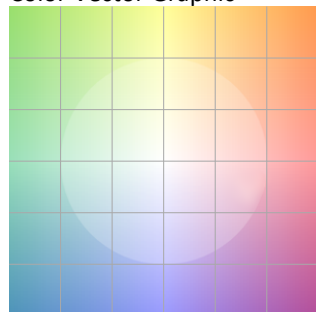
Rf 0.0
Fidelity Index
(Rg)

Rg 0.0
Gammut Index (Rg)


Hue Bin	R _f	Graphic shifts (%)	
		Chroma	Hue
1	0	0%	0%
2	0	0%	0%
3	0	0%	0%
4	0	0%	0%
5	0	0%	0%
6	0	0%	0%
7	0	0%	0%
8	0	0%	0%
9	0	0%	0%
10	0	0%	0%
11	0	0%	0%
12	0	0%	0%
13	0	0%	0%
14	0	0%	0%
15	0	0%	0%
16	0	0%	0%




Color Vector Graphic




Color Distortion Graphic



R_f by Hue



Local Chroma Shift by Hue



Color Evaluation Sample



Photometric & Chromaticity Report

Maverick Force 3 Profile V2: 50% Zoom - Full Power - Yellow

Report Summary

Measurements

Fixture Output: 29898 lm
Fixture Peak: 414425 cd
Fixture Efficacy: n/a lm/W
Intensity @ 5m: 16577 lux
Color Temperature: 3254 K
CRI: 30.9 CRI R9 Value: -114.5
CQS: 0.3
TLCI: 2
TM-30 Rf: 17.0
TM-30 Rg: 14.5
Beam Angle (50%): 16.5°
Field Angle (10%): 20.4°
Cutoff Angle (3%): 22.3°

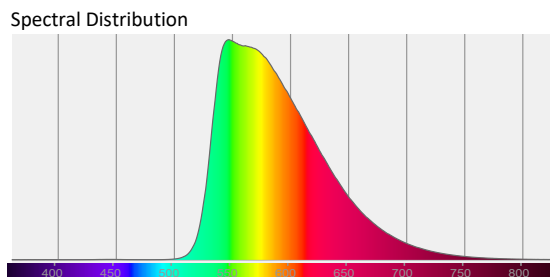
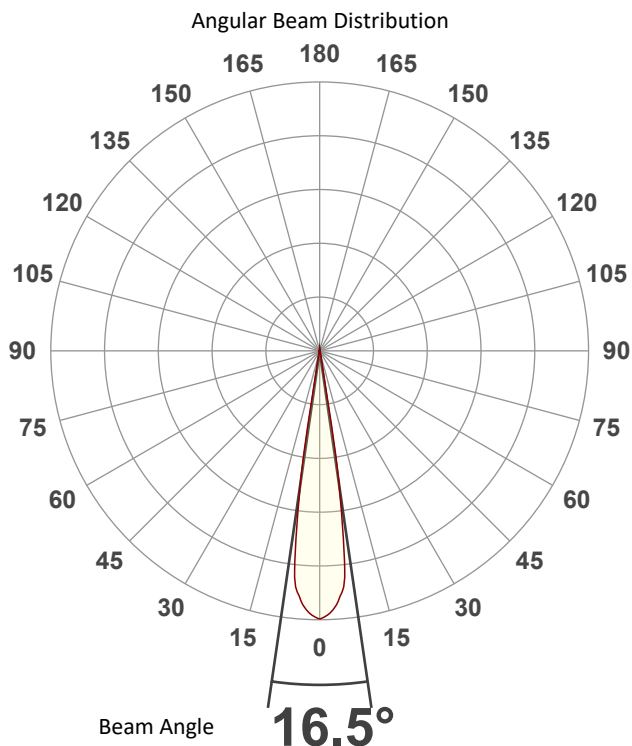


Conditions

AC Supply: 117 V, 60 Hz
Power: n/a W
Current: 0.000 A
Power Factor: n/a

This data sheet conforms to American National Standard E1.9 – 2007 (R2017). All data was measured and calculated by a Viso Systems LabSpion Goniometer at the Chauvet PD Optics Laboratory in Sunrise, FL on 4/17/2023 to LM-63-2002 Standards.

Overall Measurement



Tested Color (CIE 1931):

X: 0.473

Y: 0.521



Light Quality

CRI: 30.9

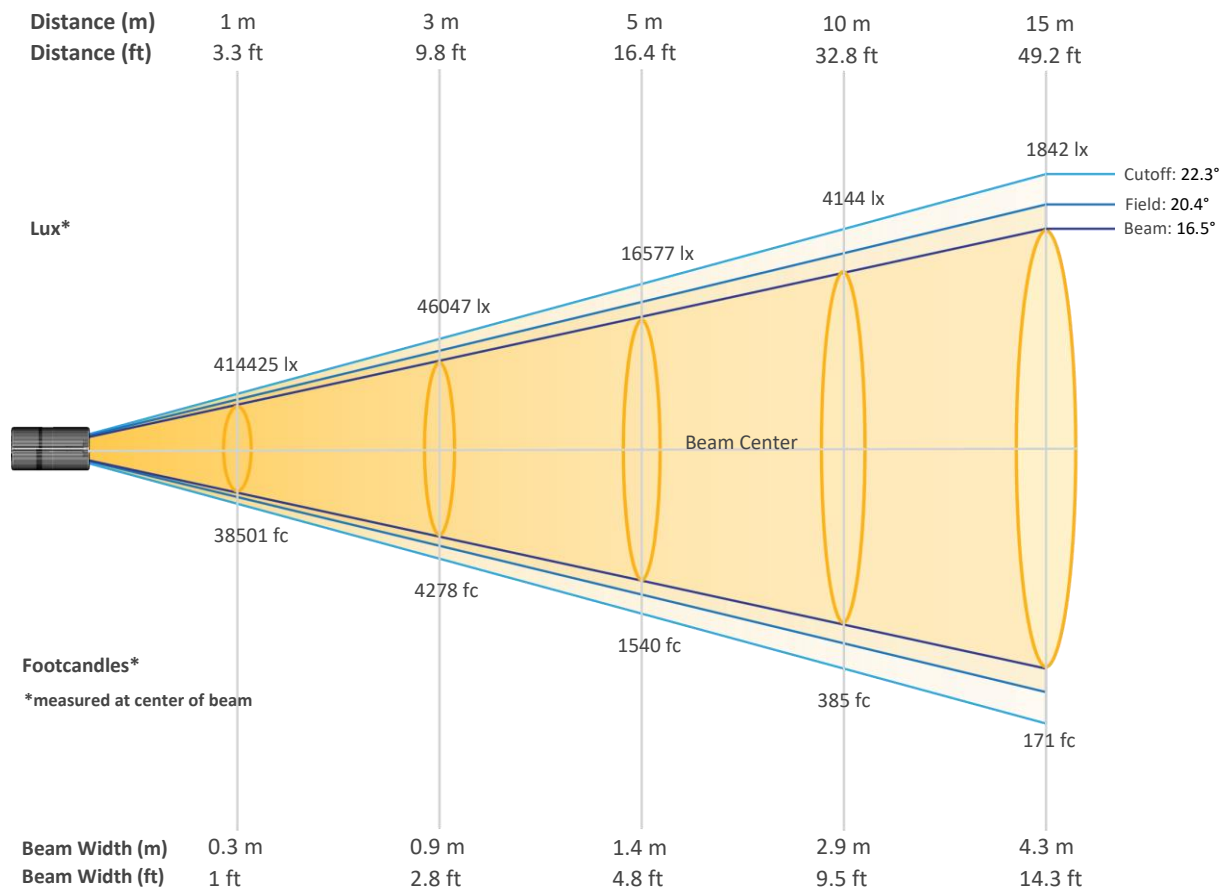
Color Temperature

3254 K

Photometric & Chromaticity Report

Maverick Force 3 Profile V2: 50% Zoom - Full Power - Yellow

Beam Details

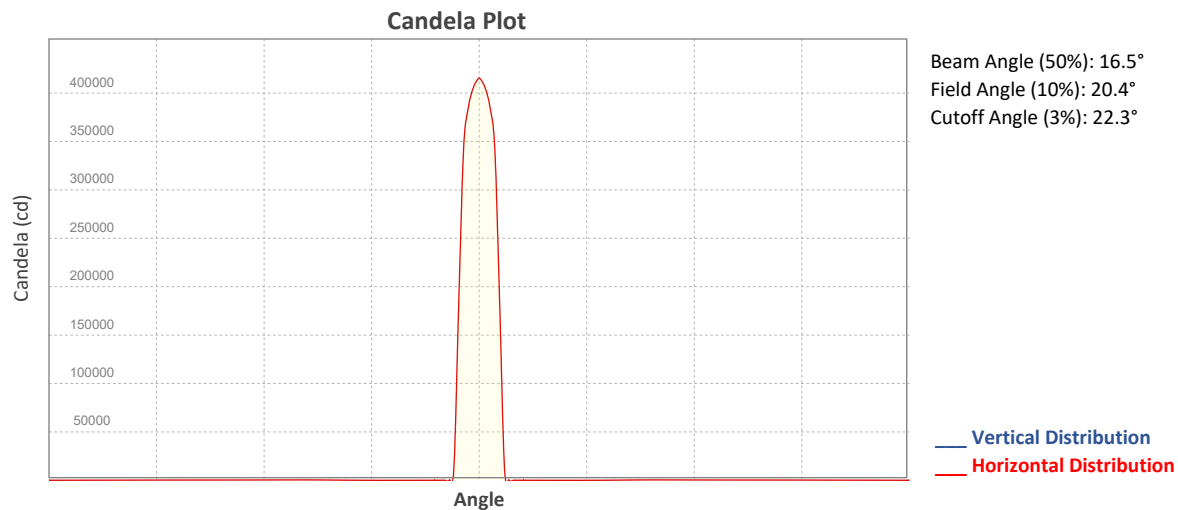


Beam Intensities from 1-20m (3.3-65.6ft)

Distance	1m	2m	3m	4m	5m	6m	7m	8m	9m	10m
Lux	414425	103606	46047	25902	16577	11512	8458	6475	5116	4144
Distance	11m	12m	13m	14m	15m	16m	17m	18m	19m	20m
Lux	3425	2878	2452	2114	1842	1619	1434	1279	1148	1036
Distance	3.3ft	6.6ft	9.8ft	13.1ft	16.4ft	19.7ft	23ft	26.2ft	29.5ft	32.8ft
FC	38501	9625	4278	2406	1540	1069	786	602	475	385
Distance	36.1ft	39.4ft	42.7ft	45.9ft	49.2ft	52.5ft	55.8ft	59.1ft	62.3ft	65.6ft
FC	318	267	228	196	171	150	133	119	107	96

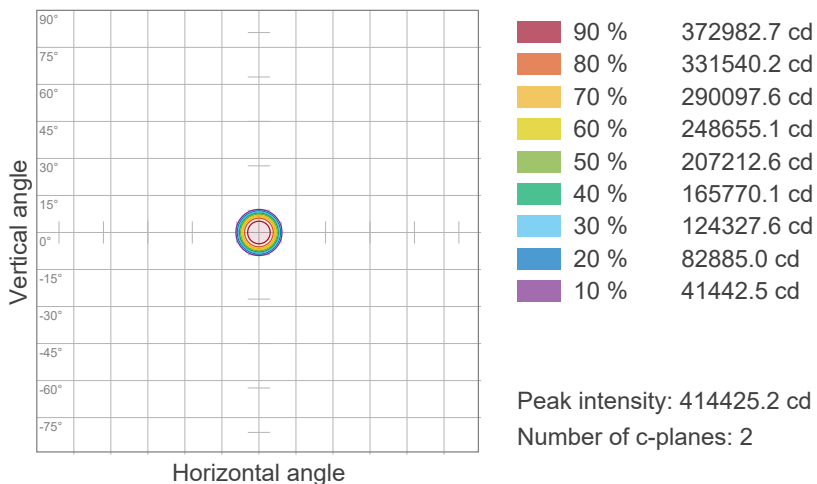
Photometric & Chromaticity Report

Maverick Force 3 Profile V2: 50% Zoom - Full Power - Yellow

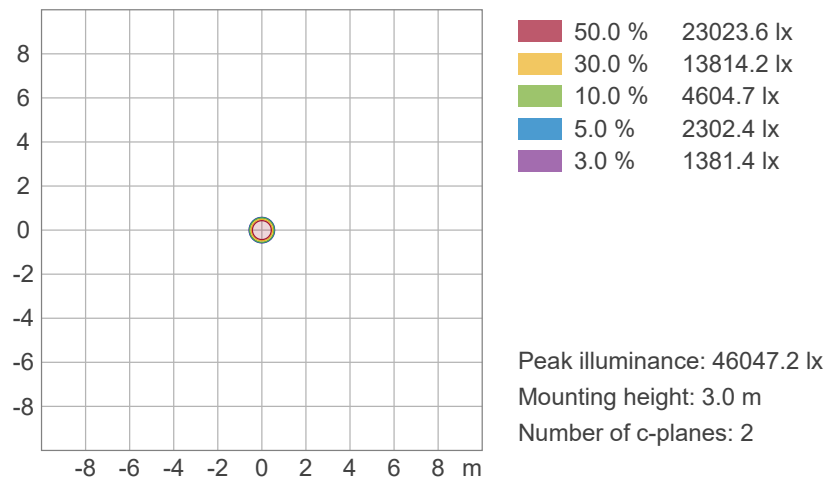


ISO Diagrams

ISO Candela Diagram



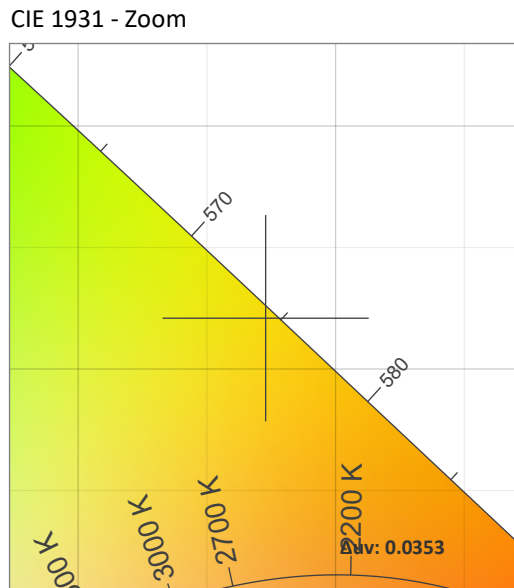
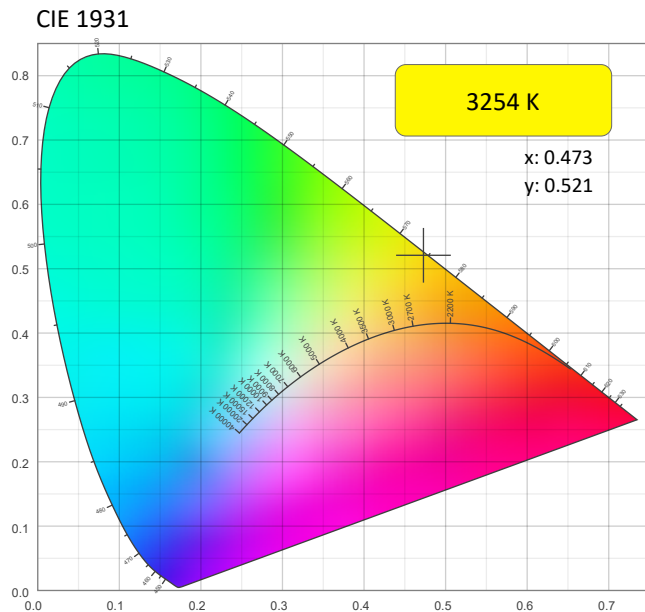
ISO Lux Diagram



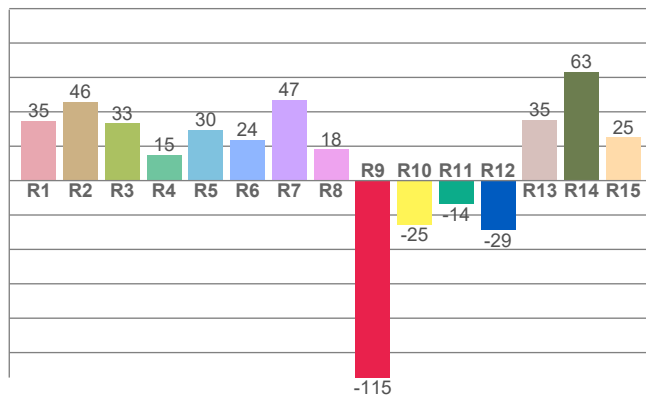
Photometric & Chromaticity Report

Maverick Force 3 Profile V2: 50% Zoom - Full Power - Yellow

Chromaticity



CRI: 30.9 (R1-R8)

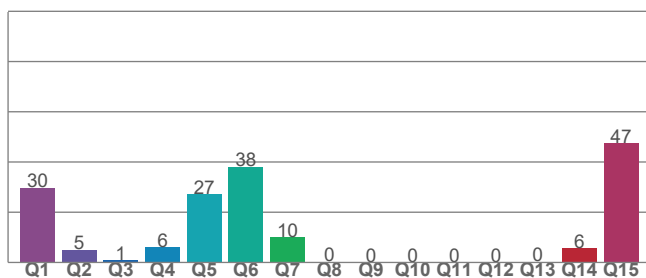


Color Parameters

Color Temperature	Color Coordinate CIE 1931	Color Coordinate CIE 1931
CCT	x	y
3254 K	0.473	0.521

Color Deviation from Black Body Curve	Color Coordinate CIE 1964	Color Coordinate CIE 1964
Δuv	y	u
0.0353	0.521	0.228

CQS: 0.3



Color Rendering Index	Red Component	Color Quality Scale
CRI	CRI - R9	CQS
30.9	-114.5	0.3

Television Lighting Consistency Index	Color Fidelity	Color Gamut
TLCI	TM30 - Rf	TM30 Rg
2	17.0	14.5

Photometric & Chromaticity Report

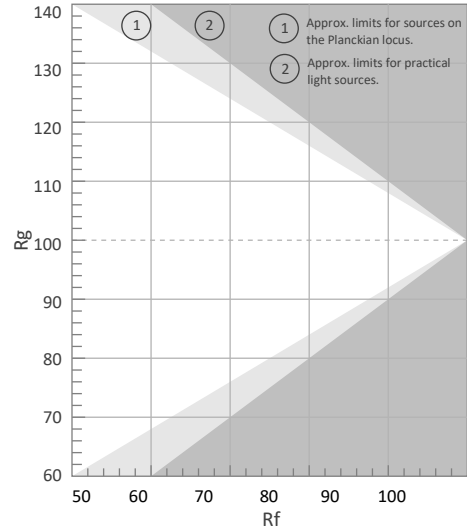
Maverick Force 3 Profile V2: 50% Zoom - Full Power - Yellow

TM-30 Details

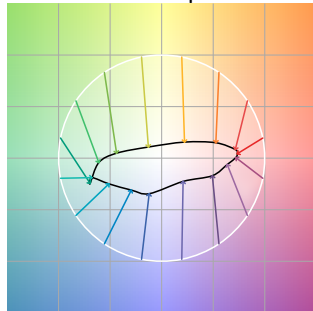
Rf 17.0
Fidelity Index (Rg)

Rg 14.5
Gammut Index (Rg)


Hue Bin	R _f	Graphic shifts (%)	
		Chroma	Hue
1	47	-27%	-10%
2	18	-36%	-33%
3	1	-58%	-35%
4	1	-80%	-19%
5	8	-87%	11%
6	2	-72%	34%
7	7	-52%	37%
8	21	-37%	38%
9	57	-30%	5%
10	26	-44%	-8%
11	16	-58%	-7%
12	15	-64%	-5%
13	9	-74%	16%
14	22	-59%	31%
15	19	-44%	30%
16	55	-30%	15%



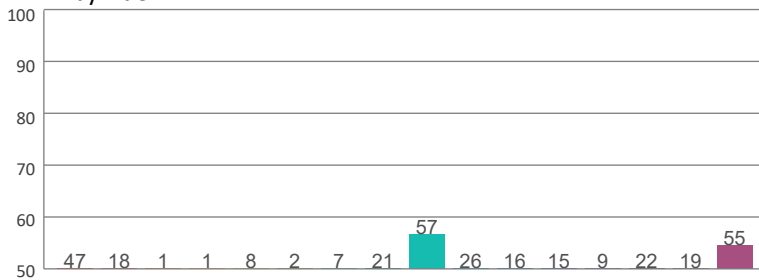
Color Vector Graphic



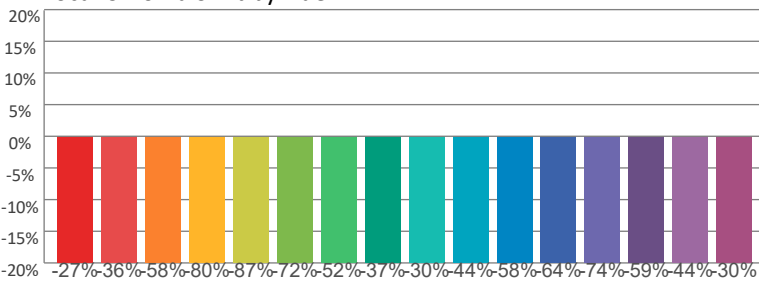
Color Distortion Graphic



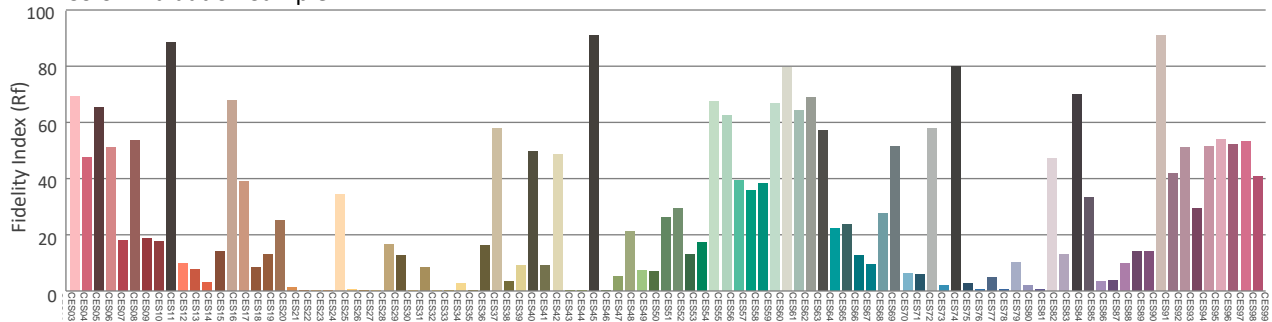
Rf by Hue



Local Chroma Shift by Hue



Color Evaluation Sample



Photometric & Chromaticity Report

Maverick Force 3 Profile V2: 50% Zoom - Full Power - 3200K

Report Summary

Measurements

Fixture Output: 8234 lm
Fixture Peak: 121234 cd
Fixture Efficacy: n/a lm/W
Intensity @ 5m: 4849 lux
Color Temperature: 3257 K
CRI: 69.8 CRI R9 Value: 23.8
CQS: 68.9
TLCI: 41
TM-30 Rf: 69.1
TM-30 Rg: 98.9
Beam Angle (50%): 16.2°
Field Angle (10%): 19.9°
Cutoff Angle (3%): 20.7°

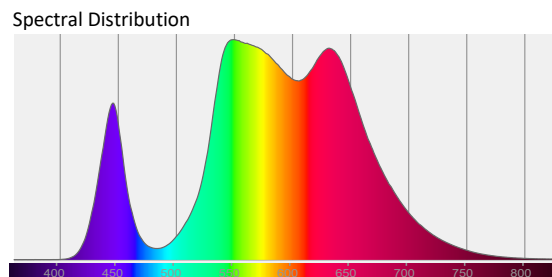
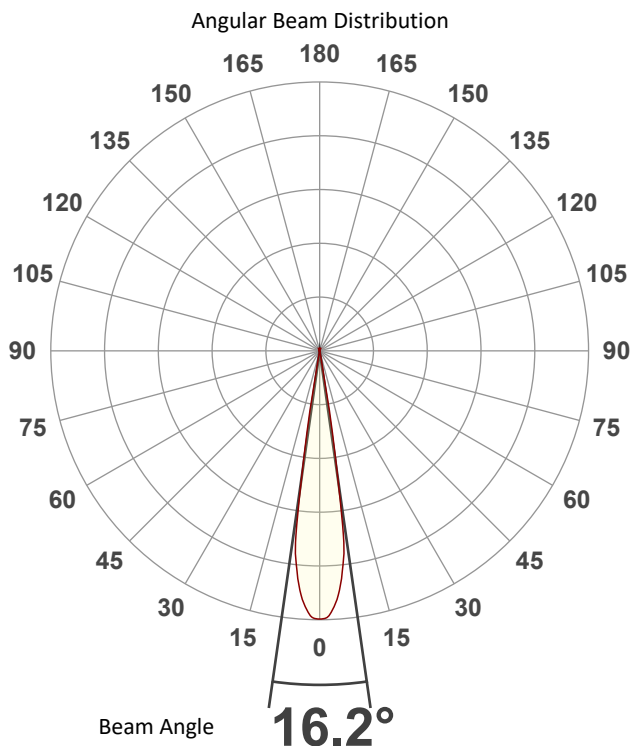


Conditions

AC Supply: 117 V, 60 Hz
Power: n/a W
Current: 0.000 A
Power Factor: n/a

This data sheet conforms to American National Standard E1.9 – 2007 (R2017). All data was measured and calculated by a Viso Systems LabSpion Goniometer at the Chauvet PD Optics Laboratory in Sunrise, FL on 4/18/2023 to LM-63-2002 Standards.

Overall Measurement



Tested Color (CIE 1931):

X: 0.423

Y: 0.405



Light Quality

CRI: 69.8

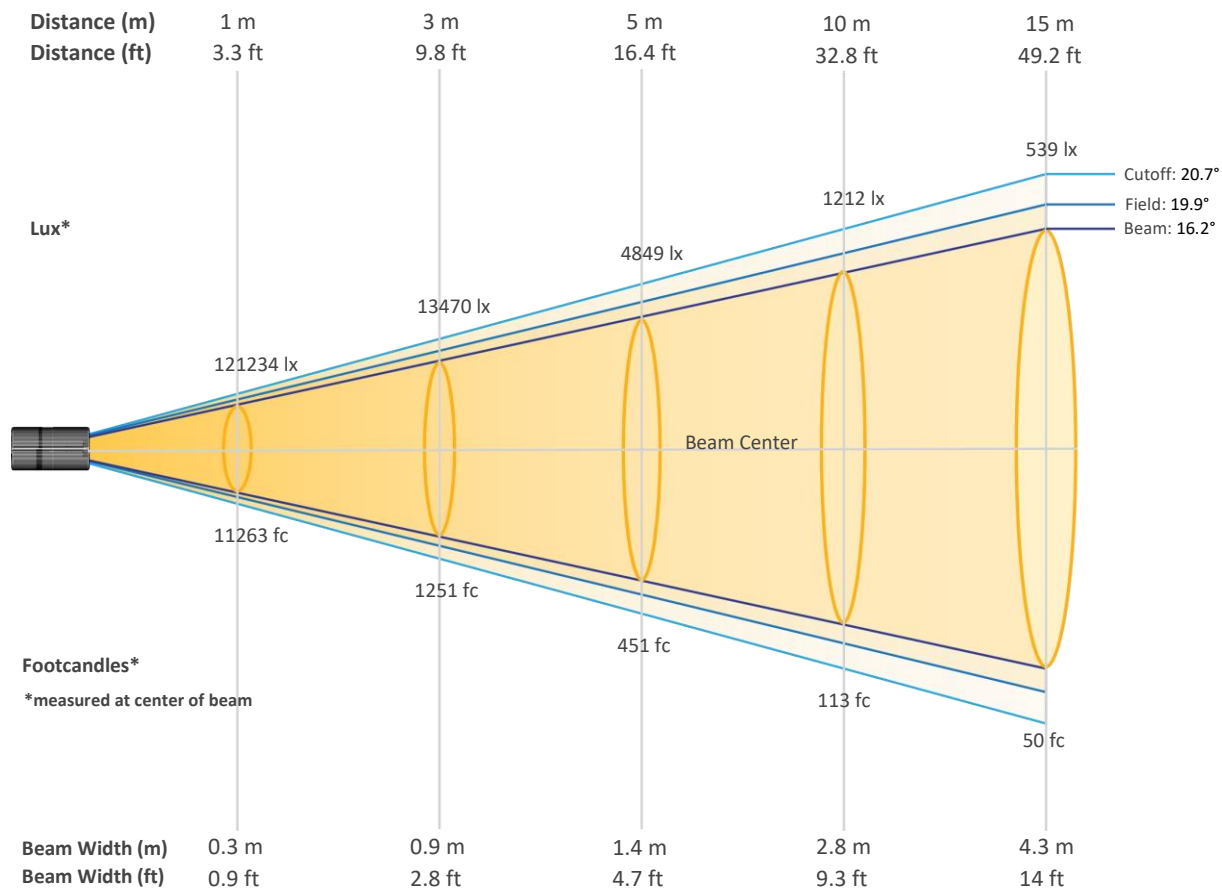
Color Temperature

3257 K

Photometric & Chromaticity Report

Maverick Force 3 Profile V2: 50% Zoom - Full Power - 3200K

Beam Details

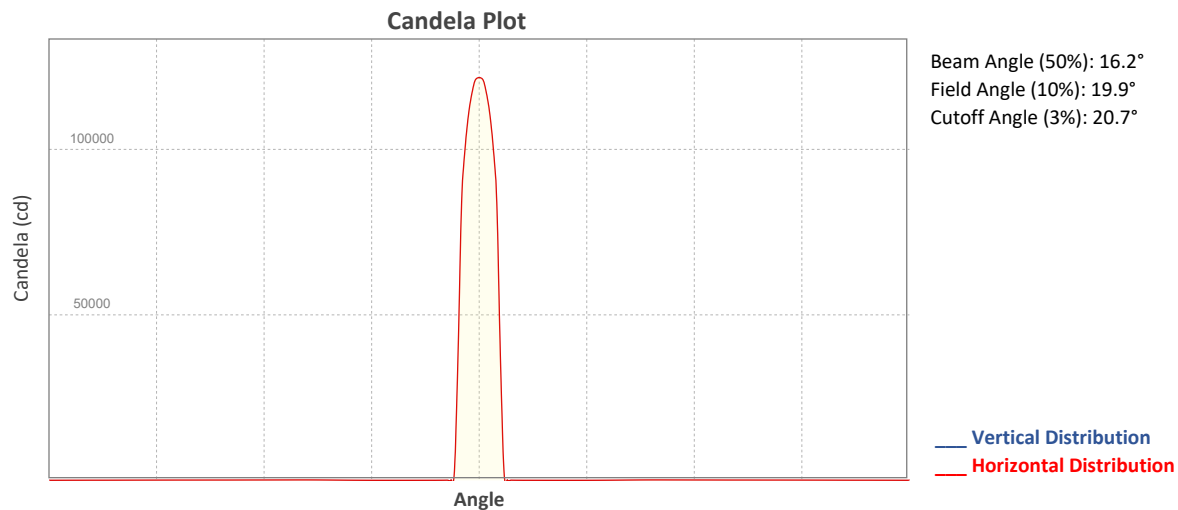


Beam Intensities from 1-20m (3.3-65.6ft)

Distance	1m	2m	3m	4m	5m	6m	7m	8m	9m	10m
Lux	121234	30308	13470	7577	4849	3368	2474	1894	1497	1212
Distance	11m	12m	13m	14m	15m	16m	17m	18m	19m	20m
Lux	1002	842	717	619	539	474	419	374	336	303
Distance	3.3ft	6.6ft	9.8ft	13.1ft	16.4ft	19.7ft	23ft	26.2ft	29.5ft	32.8ft
FC	11263	2816	1251	704	451	313	230	176	139	113
Distance	36.1ft	39.4ft	42.7ft	45.9ft	49.2ft	52.5ft	55.8ft	59.1ft	62.3ft	65.6ft
FC	93	78	67	57	50	44	39	35	31	28

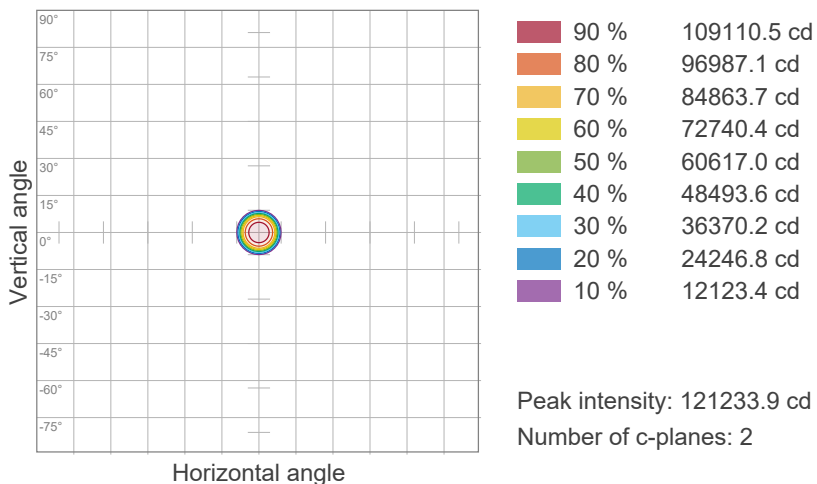
Photometric & Chromaticity Report

Maverick Force 3 Profile V2: 50% Zoom - Full Power - 3200K

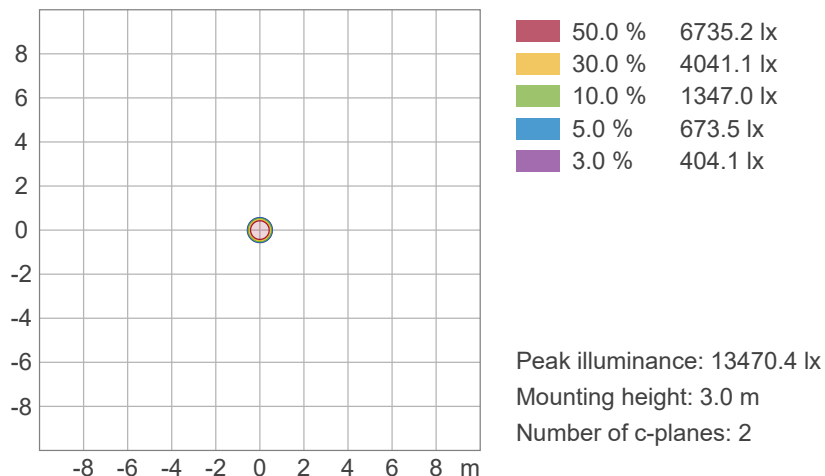


ISO Diagrams

ISO Candela Diagram



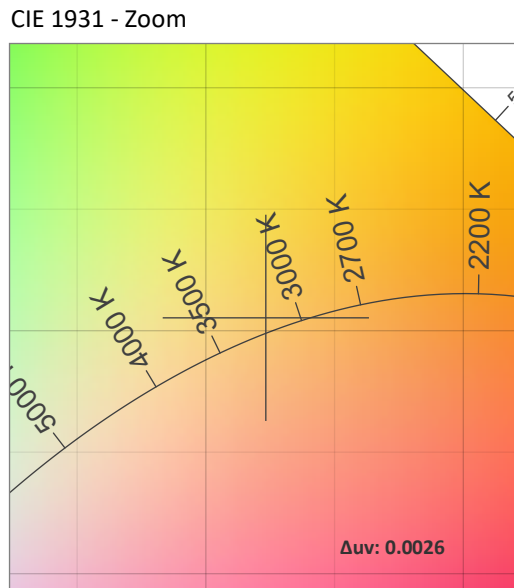
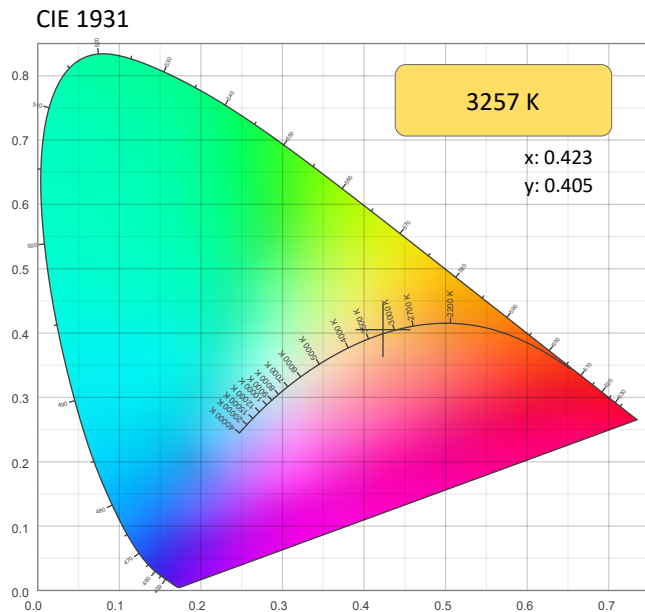
ISO Lux Diagram



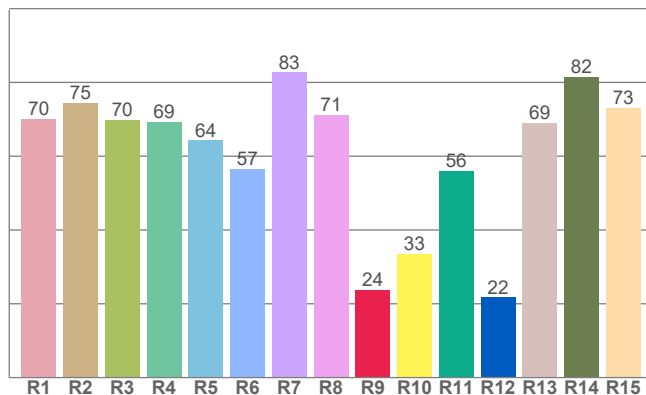
Photometric & Chromaticity Report

Maverick Force 3 Profile V2: 50% Zoom - Full Power - 3200K

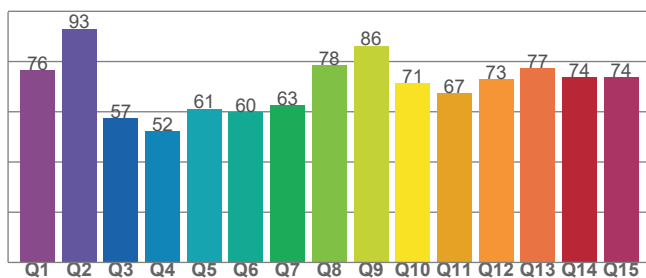
Chromaticity



CRI: 69.8 (R1-R8)



CQS: 68.9



Color Parameters

Color Temperature	Color Coordinate CIE 1931	Color Coordinate CIE 1931
CCT	x	y
3257 K	0.423	0.405

Color Deviation from Black Body Curve	Color Coordinate CIE 1964	Color Coordinate CIE 1964
Δuv	y	u
0.0026	0.405	0.241

Color Rendering Index	Red Component	Color Quality Scale
CRI	CRI - R9	CQS
69.8	23.8	68.9

Television Lighting Consistency Index	Color Fidelity	Color Gamut
TLCI	TM30 - Rf	TM30 Rg
41	69.1	98.9

Photometric & Chromaticity Report

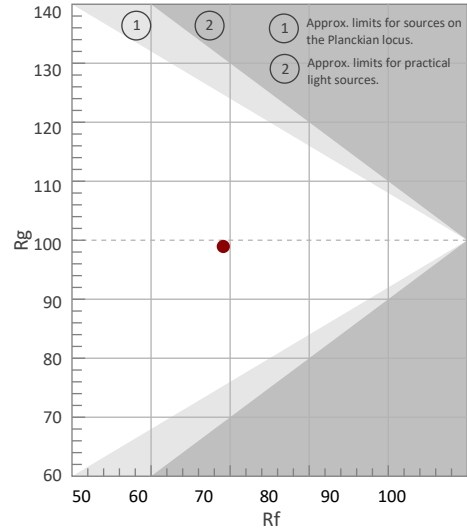
Maverick Force 3 Profile V2: 50% Zoom - Full Power - 3200K

TM-30 Details

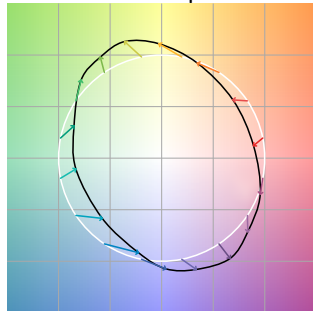
Rf 69.1
Fidelity Index
(Rg)

Rg 98.9
Gammut Index (Rg)

Hue Bin	R _f	Graphic shifts (%)	
		Chroma	Hue
1	78	-10%	-5%
2	75	-11%	9%
3	57	-4%	23%
4	59	8%	24%
5	73	18%	13%
6	76	15%	-5%
7	68	7%	-20%
8	73	-11%	-14%
9	74	-16%	-6%
10	56	-20%	17%
11	50	-11%	32%
12	65	4%	25%
13	77	12%	12%
14	78	18%	1%
15	75	9%	-13%
16	78	1%	-16%



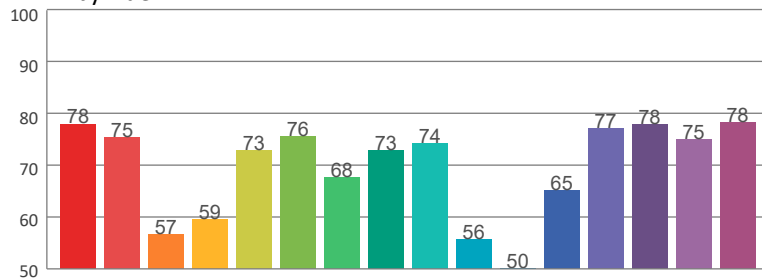
Color Vector Graphic



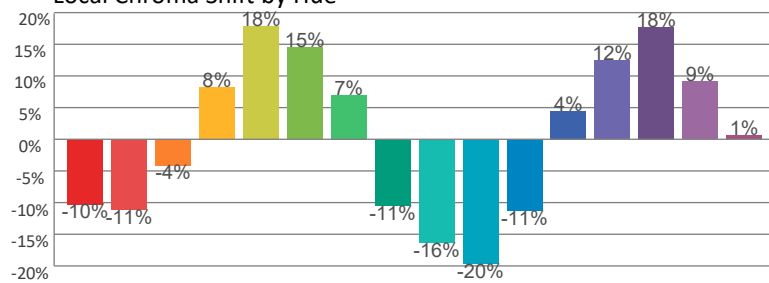
Color Distortion Graphic



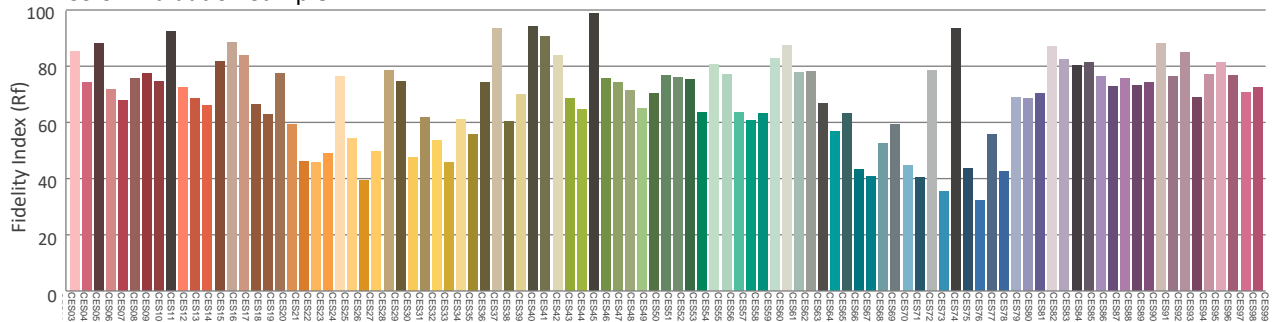
Rf by Hue



Local Chroma Shift by Hue



Color Evaluation Sample



Photometric & Chromaticity Report

Maverick Force 3 Profile V2: 50% Zoom - Full Power - 4000K

Report Summary

Measurements

Fixture Output: 11979 lm
Fixture Peak: 178124 cd
Fixture Efficacy: n/a lm/W
Intensity @ 5m: 7125 lux
Color Temperature: 4002 K
CRI: 69.1 CRI R9 Value: 4.5
CQS: 68.6
TLCI: 43
TM-30 Rf: 69.1
TM-30 Rg: 96.8
Beam Angle (50%): 16.5°
Field Angle (10%): 19.8°
Cutoff Angle (3%): 21.3°

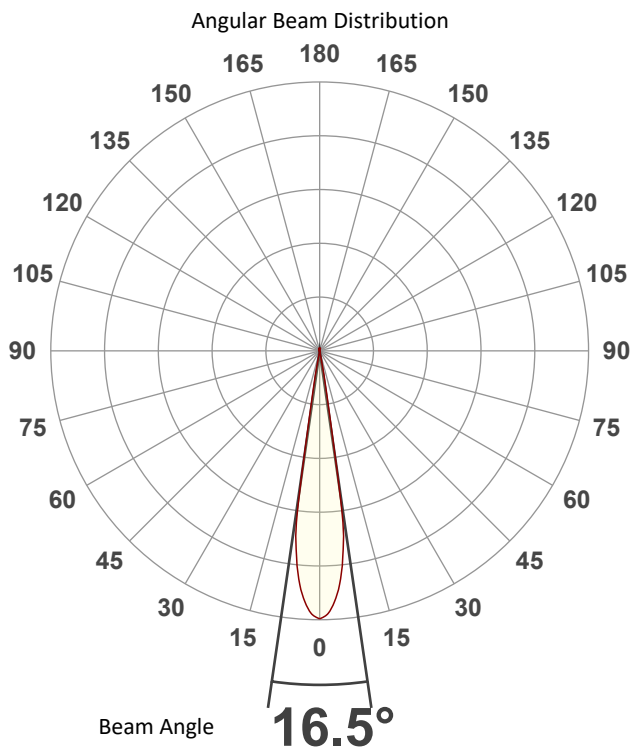


Conditions

AC Supply: 117 V, 60 Hz
Power: n/a W
Current: 0.000 A
Power Factor: n/a

This data sheet conforms to American National Standard E1.9 – 2007 (R2017). All data was measured and calculated by a Viso Systems LabSpion Goniometer at the Chauvet PD Optics Laboratory in Sunrise, FL on 4/18/2023 to LM-63-2002 Standards.


Overall Measurement



Tested Color (CIE 1931):

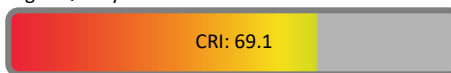
X: 0.381

Y: 0.378



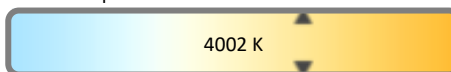
Light Quality

CRI: 69.1



Color Temperature

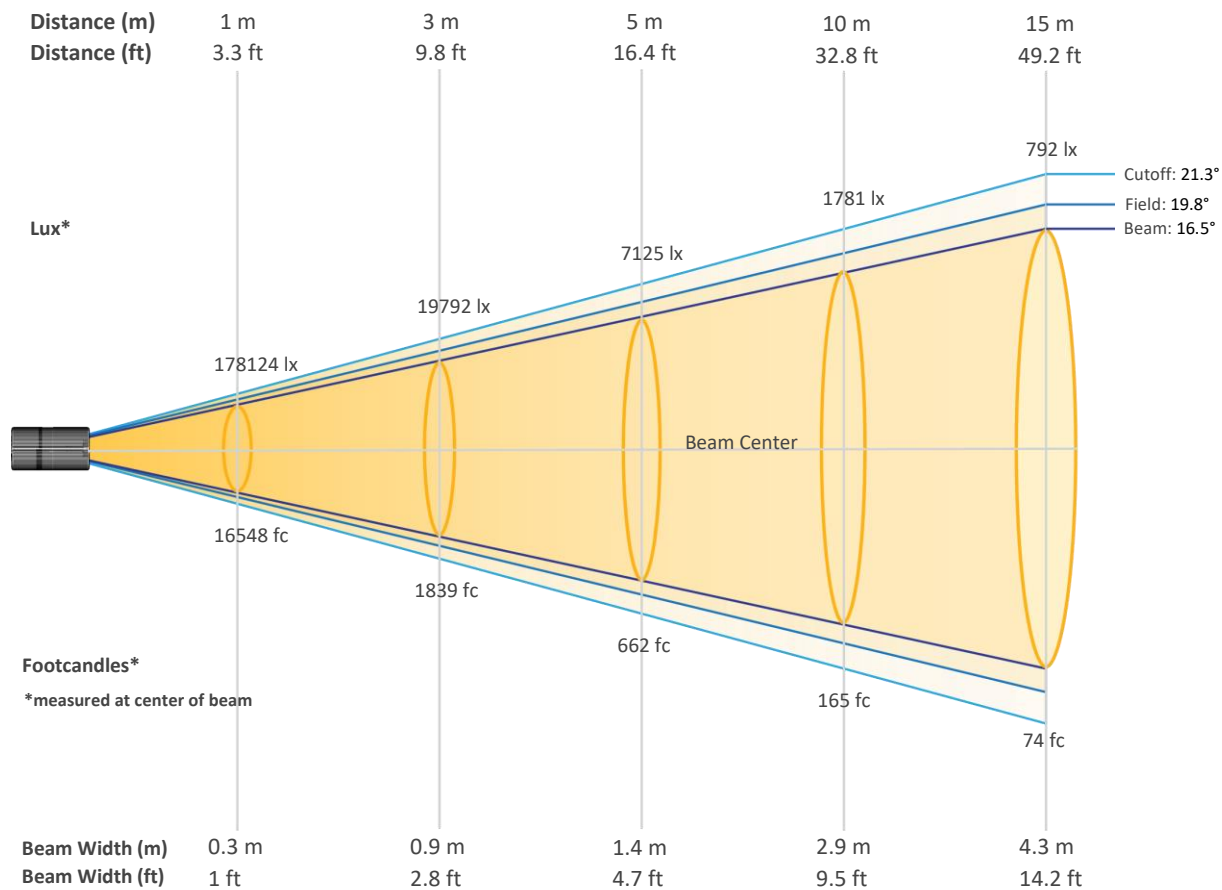
4002 K



Photometric & Chromaticity Report

Maverick Force 3 Profile V2: 50% Zoom - Full Power - 4000K

Beam Details

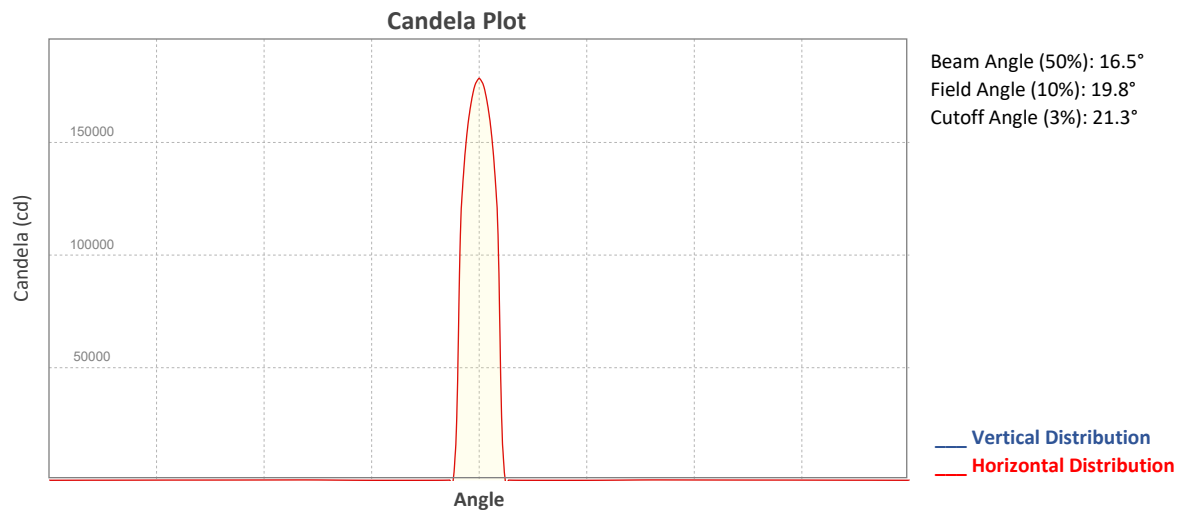


Beam Intensities from 1-20m (3.3-65.6ft)

Distance	1m	2m	3m	4m	5m	6m	7m	8m	9m	10m
Lux	178124	44531	19792	11133	7125	4948	3635	2783	2199	1781
Distance	11m	12m	13m	14m	15m	16m	17m	18m	19m	20m
Lux	1472	1237	1054	909	792	696	616	550	493	445
Distance	3.3ft	6.6ft	9.8ft	13.1ft	16.4ft	19.7ft	23ft	26.2ft	29.5ft	32.8ft
FC	16548	4137	1839	1034	662	460	338	259	204	165
Distance	36.1ft	39.4ft	42.7ft	45.9ft	49.2ft	52.5ft	55.8ft	59.1ft	62.3ft	65.6ft
FC	137	115	98	84	74	65	57	51	46	41

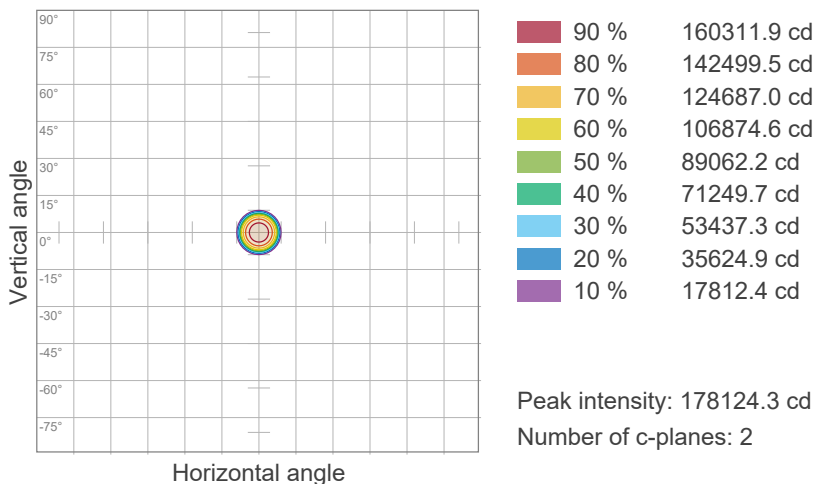
Photometric & Chromaticity Report

Maverick Force 3 Profile V2: 50% Zoom - Full Power - 4000K

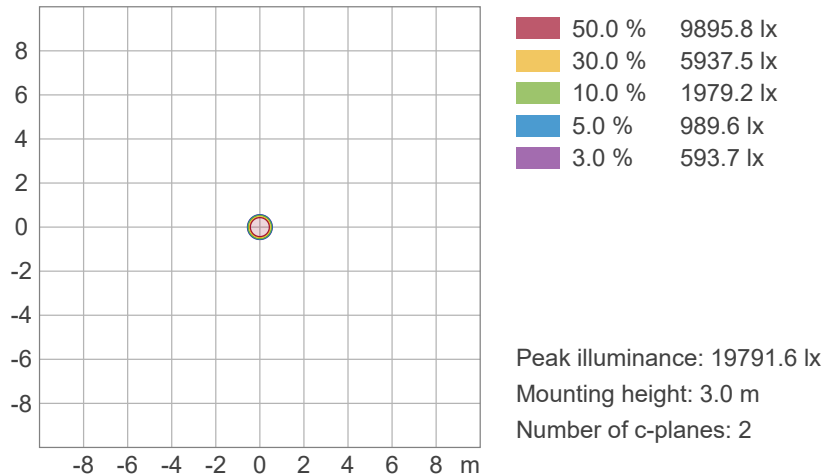


ISO Diagrams

ISO Candela Diagram



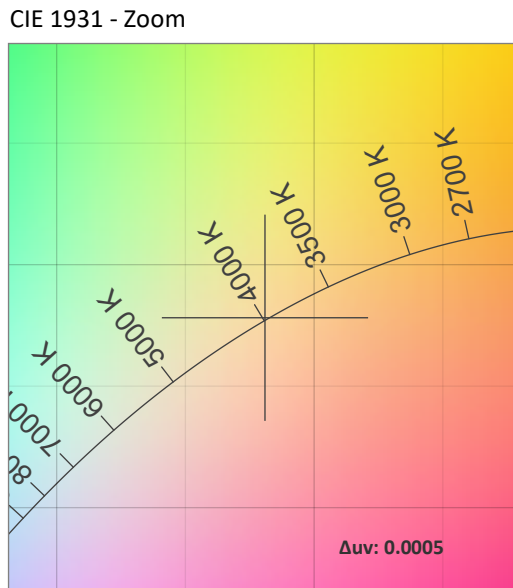
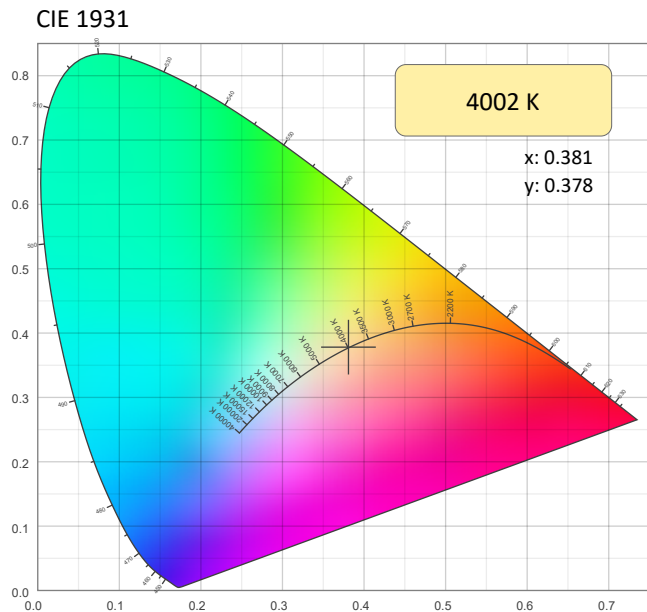
ISO Lux Diagram



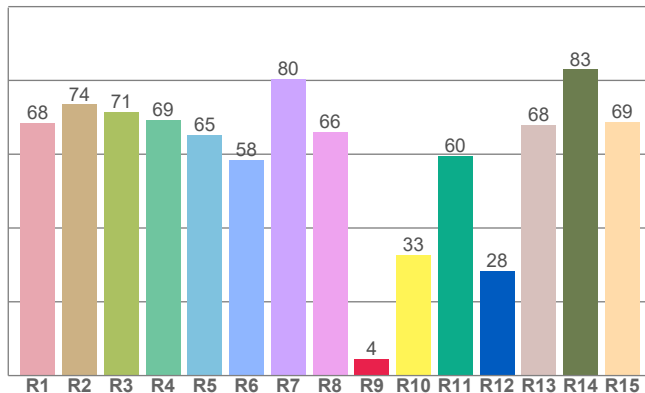
Photometric & Chromaticity Report

Maverick Force 3 Profile V2: 50% Zoom - Full Power - 4000K

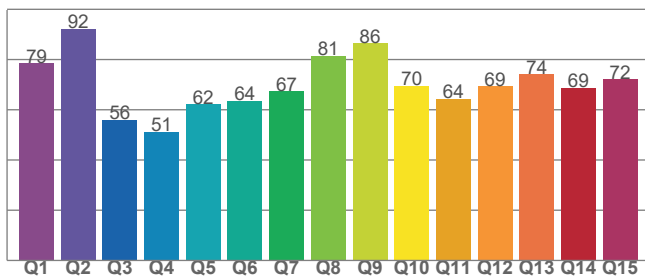
Chromaticity



CRI: 69.1 (R1-R8)



CQS: 68.6



Color Parameters

Color Temperature	Color Coordinate CIE 1931	Color Coordinate CIE 1931
CCT	x	y
4002 K	0.381	0.378

Color Deviation from Black Body Curve	Color Coordinate CIE 1964	Color Coordinate CIE 1964
Δuv	y	u
0.0005	0.378	0.225

Color Rendering Index	Red Component	Color Quality Scale
CRI	CRI - R9	CQS
69.1	4.5	68.6

Television Lighting Consistency Index	Color Fidelity	Color Gamut
TLCI	TM30 - Rf	TM30 Rg
43	69.1	96.8

Photometric & Chromaticity Report

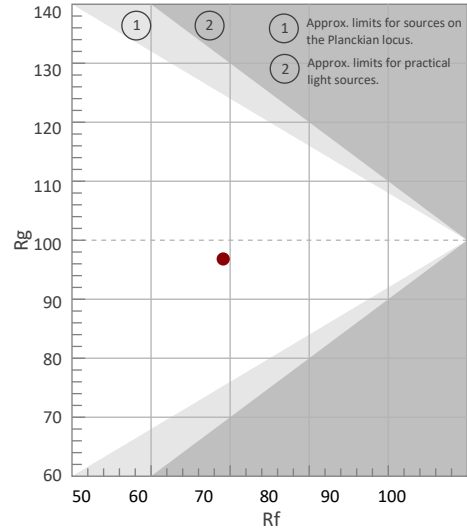
Maverick Force 3 Profile V2: 50% Zoom - Full Power - 4000K

TM-30 Details

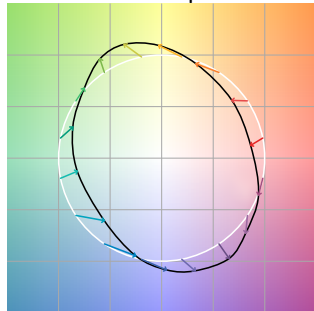
Rf 69.1
Fidelity Index (Rg)

Rg 96.8
Gammut Index (Rg)

Hue Bin	R _f	Graphic shifts (%)	
		Chroma	Hue
1	76	-13%	-5%
2	74	-12%	9%
3	56	-5%	23%
4	61	7%	24%
5	72	15%	14%
6	79	13%	-4%
7	77	0%	-15%
8	75	-10%	-13%
9	75	-17%	-3%
10	54	-20%	19%
11	53	-7%	32%
12	54	5%	26%
13	77	13%	11%
14	76	17%	0%
15	76	8%	-15%
16	74	-1%	-17%



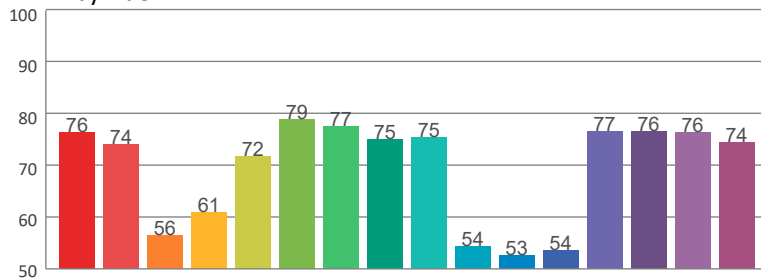
Color Vector Graphic



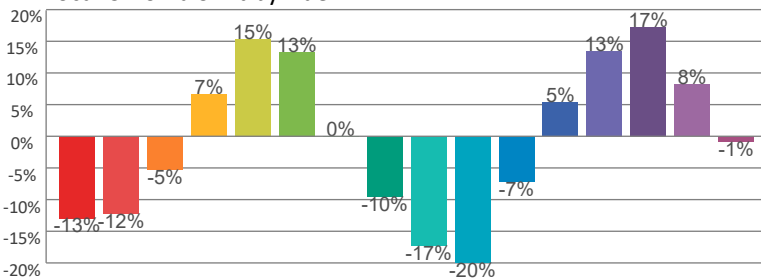
Color Distortion Graphic



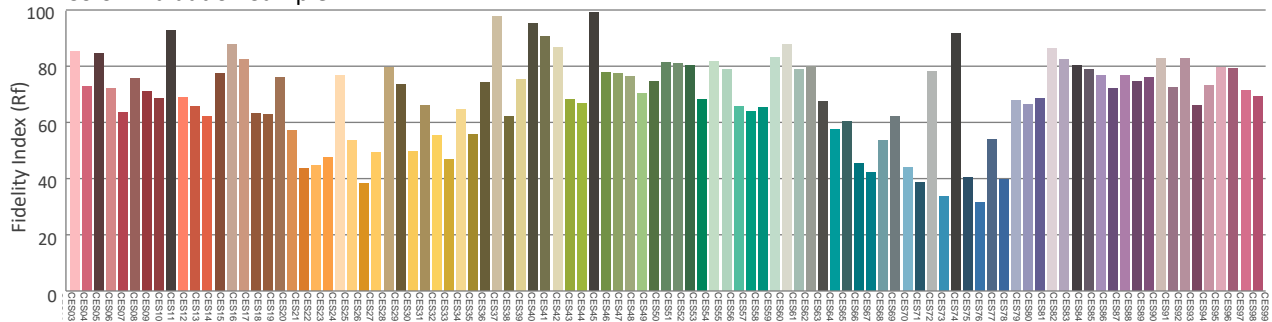
R_f by Hue



Local Chroma Shift by Hue



Color Evaluation Sample



Photometric & Chromaticity Report

Maverick Force 3 Profile V2: 50% Zoom - Full Power - 5600K

Report Summary

Measurements

Fixture Output: 20368 lm
Fixture Peak: 298608 cd
Fixture Efficacy: n/a lm/W
Intensity @ 5m: 11944 lux
Color Temperature: 5604 K
CRI: 70.8 CRI R9 Value: -8.6
CQS: 68.5
TLCI: 49
TM-30 Rf: 69.7
TM-30 Rg: 97.0
Beam Angle (50%): 16.3°
Field Angle (10%): 19.9°
Cutoff Angle (3%): 20.7°

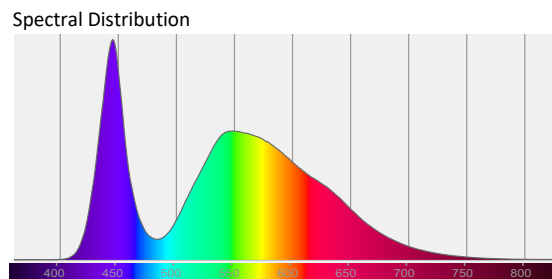
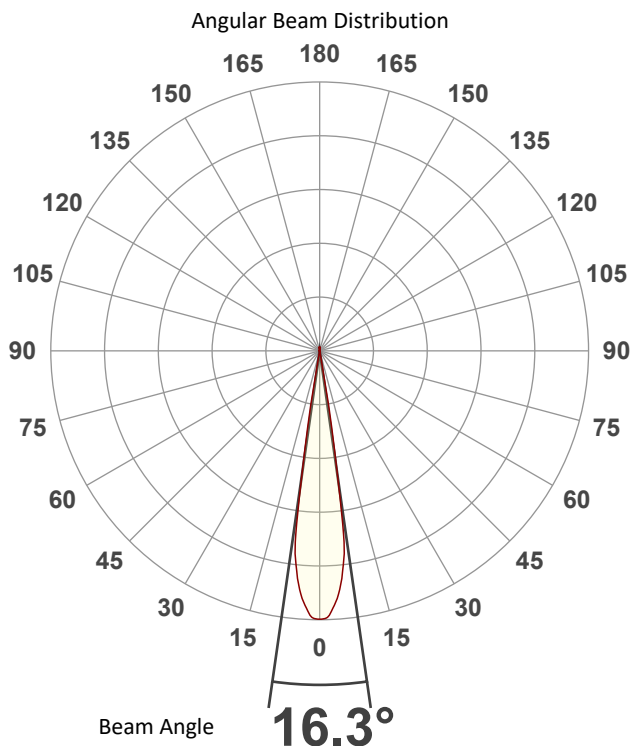


Conditions

AC Supply: 117 V, 60.1 Hz
Power: n/a W
Current: 0.000 A
Power Factor: n/a

This data sheet conforms to American National Standard E1.9 – 2007 (R2017). All data was measured and calculated by a Viso Systems LabSpion Goniometer at the Chauvet PD Optics Laboratory in Sunrise, FL on 4/18/2023 to LM-63-2002 Standards.

Overall Measurement



Tested Color (CIE 1931):
X: 0.330
Y: 0.337

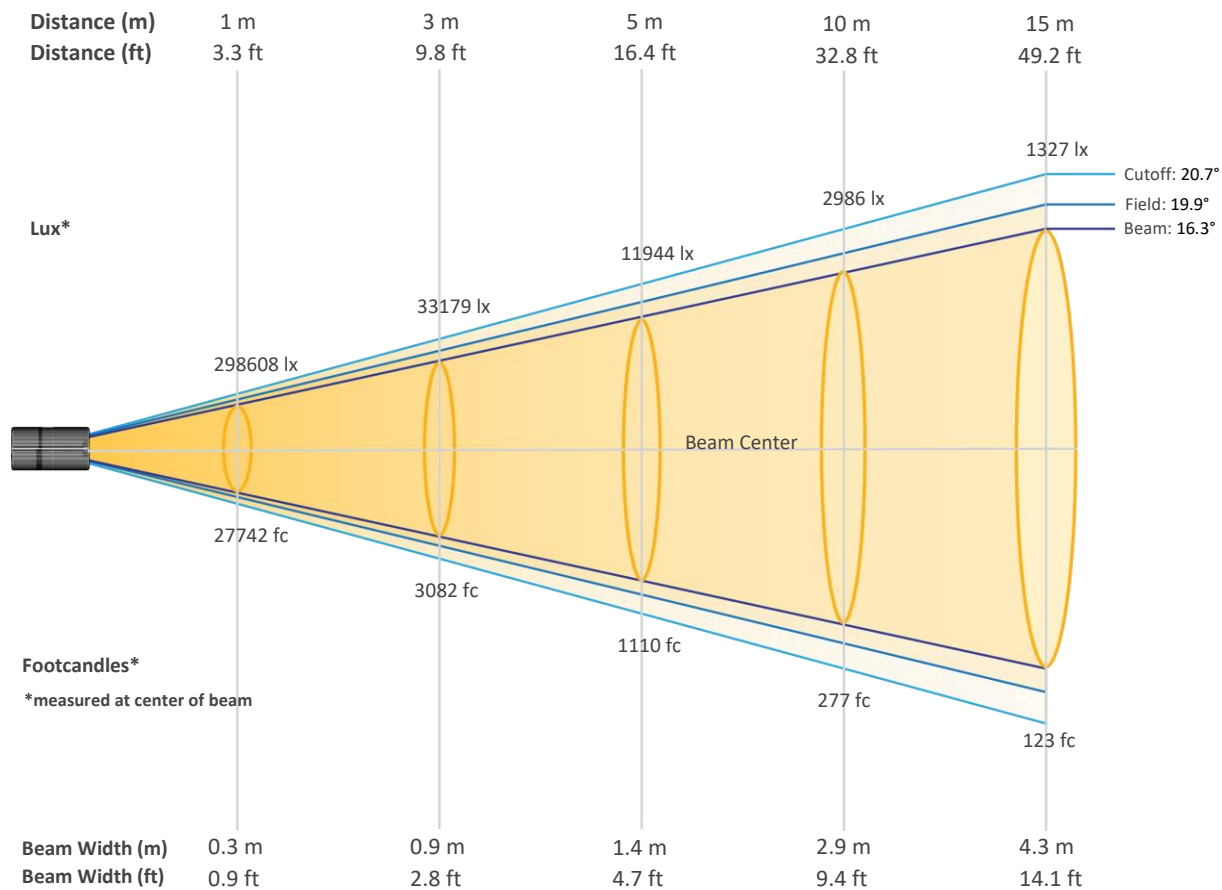
Light Quality
CRI: 70.8

Color Temperature
5604 K

Photometric & Chromaticity Report

Maverick Force 3 Profile V2: 50% Zoom - Full Power - 5600K

Beam Details

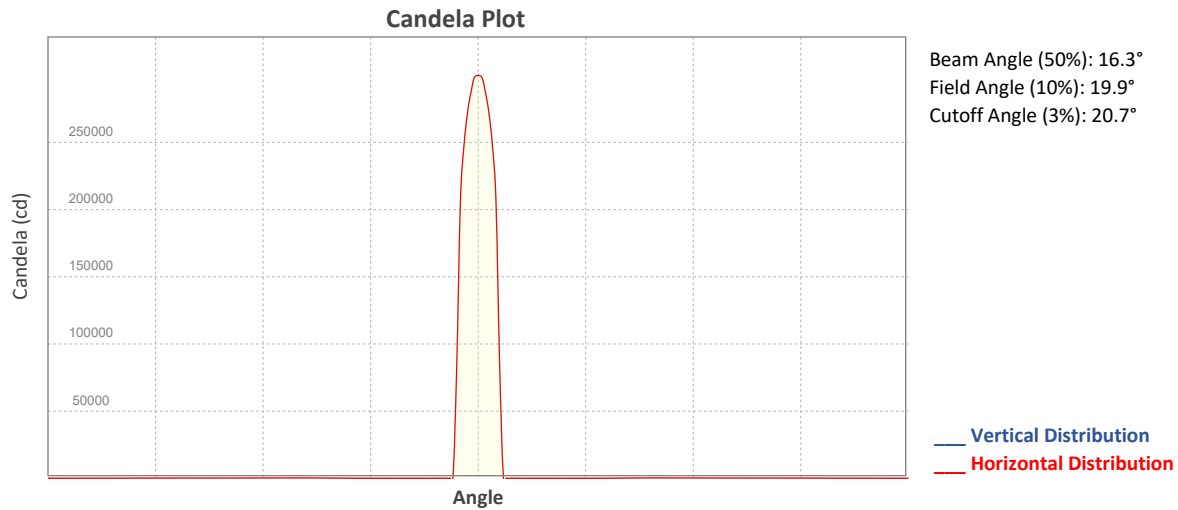


Beam Intensities from 1-20m (3.3-65.6ft)

Distance	1m	2m	3m	4m	5m	6m	7m	8m	9m	10m
Lux	298608	74652	33179	18663	11944	8295	6094	4666	3687	2986
Distance	11m	12m	13m	14m	15m	16m	17m	18m	19m	20m
Lux	2468	2074	1767	1524	1327	1166	1033	922	827	747
Distance	3.3ft	6.6ft	9.8ft	13.1ft	16.4ft	19.7ft	23ft	26.2ft	29.5ft	32.8ft
FC	27742	6935	3082	1734	1110	771	566	433	342	277
Distance	36.1ft	39.4ft	42.7ft	45.9ft	49.2ft	52.5ft	55.8ft	59.1ft	62.3ft	65.6ft
FC	229	193	164	142	123	108	96	86	77	69

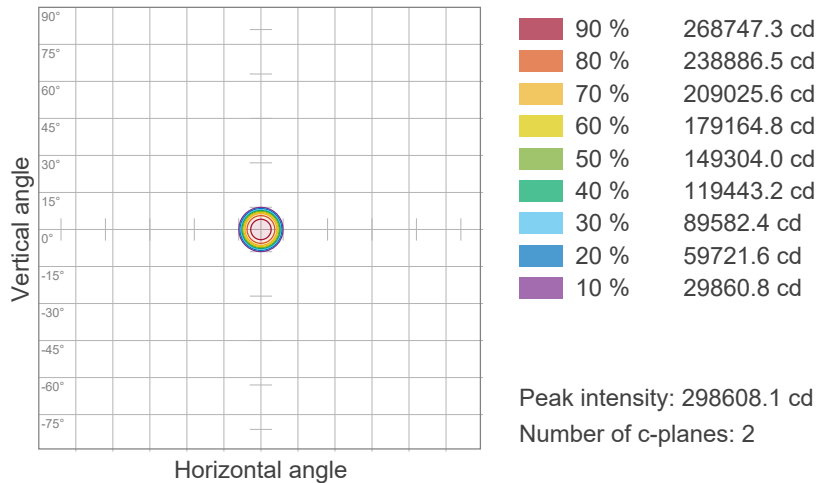
Photometric & Chromaticity Report

Maverick Force 3 Profile V2: 50% Zoom - Full Power - 5600K

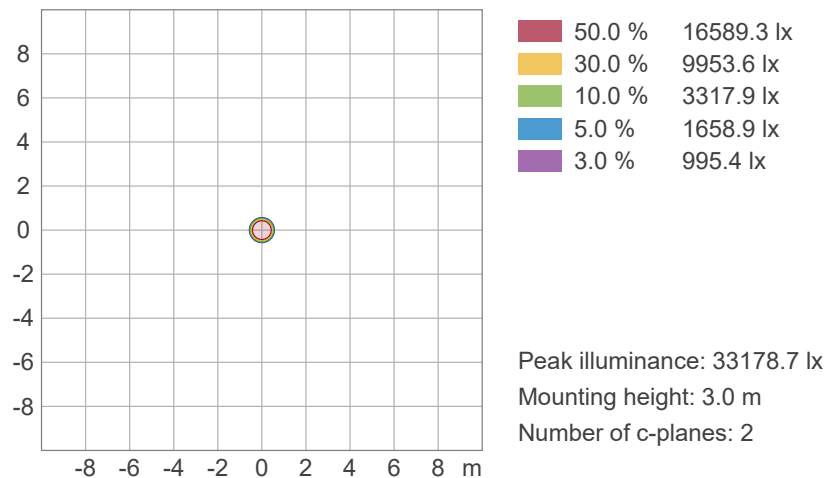


ISO Diagrams

ISO Candela Diagram



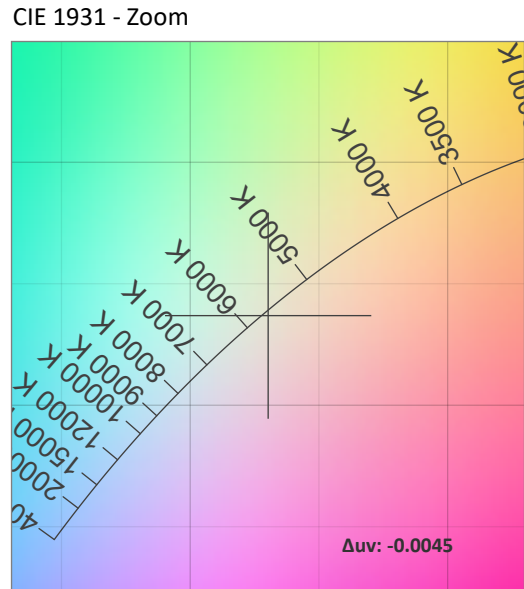
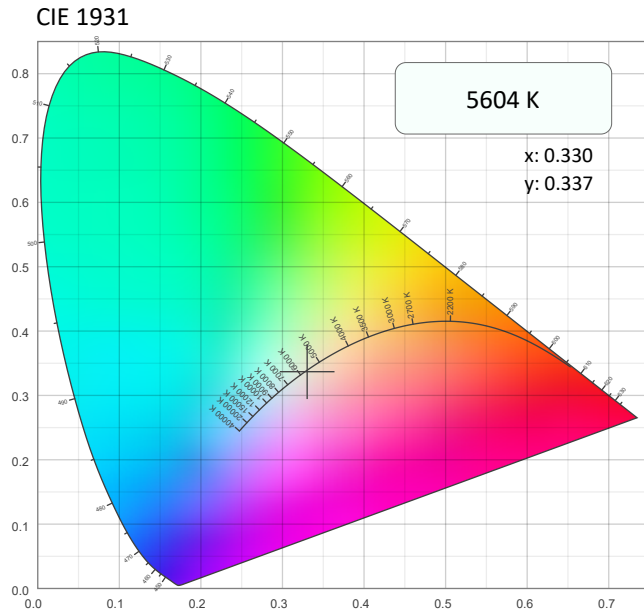
ISO Lux Diagram



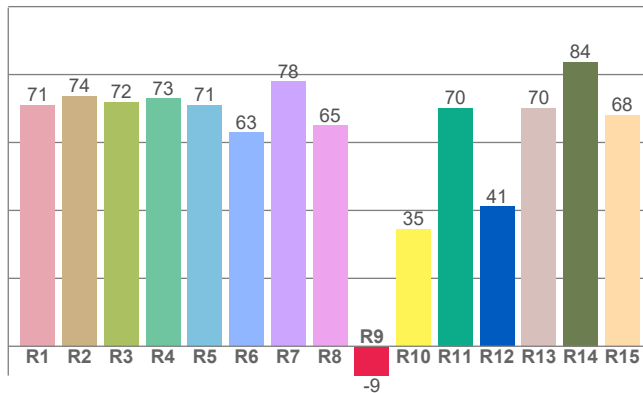
Photometric & Chromaticity Report

Maverick Force 3 Profile V2: 50% Zoom - Full Power - 5600K

Chromaticity



CRI: 70.8 (R1-R8)

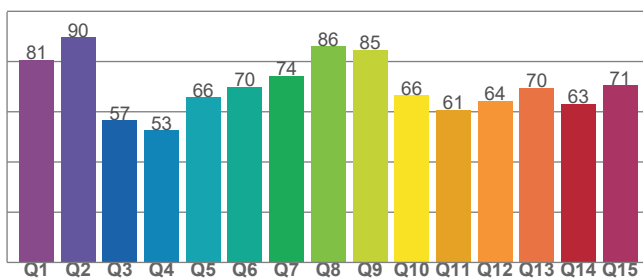


Color Parameters

Color Temperature	Color Coordinate CIE 1931	Color Coordinate CIE 1931
CCT	x	y
5604 K	0.330	0.337

Color Deviation from Black Body Curve	Color Coordinate CIE 1964	Color Coordinate CIE 1964
Δuv	y	u
-0.0045	0.337	0.207

CQS: 68.5



Color Rendering Index	Red Component	Color Quality Scale
CRI	CRI - R9	CQS
70.8	-8.6	68.5

Television Lighting Consistency Index	Color Fidelity	Color Gamut
TLCI	TM30 - Rf	TM30 Rg
49	69.7	97.0

Photometric & Chromaticity Report

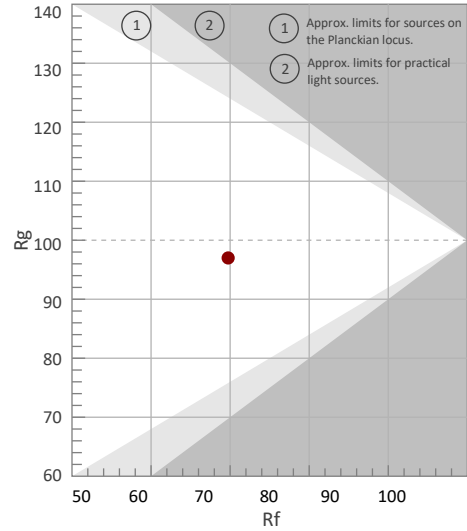
Maverick Force 3 Profile V2: 50% Zoom - Full Power - 5600K

TM-30 Details

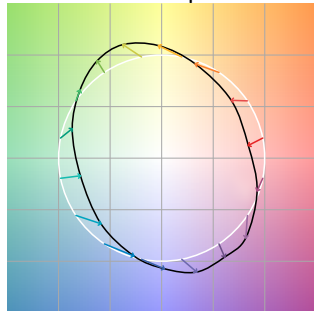
Rf 69.7
Fidelity Index
(Rg)

Rg 97.0
Gammut Index (Rg)

Hue Bin	Rf	Graphic shifts (%)	
		Chroma	Hue
1	71	-15%	-4%
2	75	-13%	9%
3	58	-6%	24%
4	61	6%	24%
5	70	15%	15%
6	80	13%	0%
7	83	3%	-11%
8	76	-9%	-11%
9	78	-19%	1%
10	58	-16%	20%
11	50	-6%	30%
12	65	5%	23%
13	78	15%	12%
14	75	14%	-2%
15	75	11%	-19%
16	78	-3%	-13%



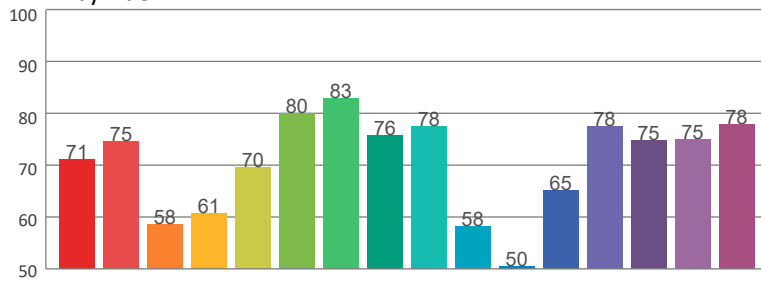
Color Vector Graphic



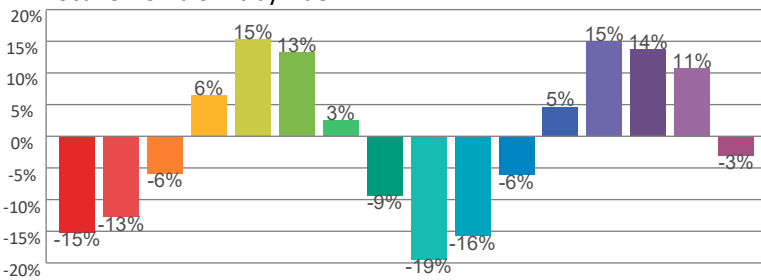
Color Distortion Graphic



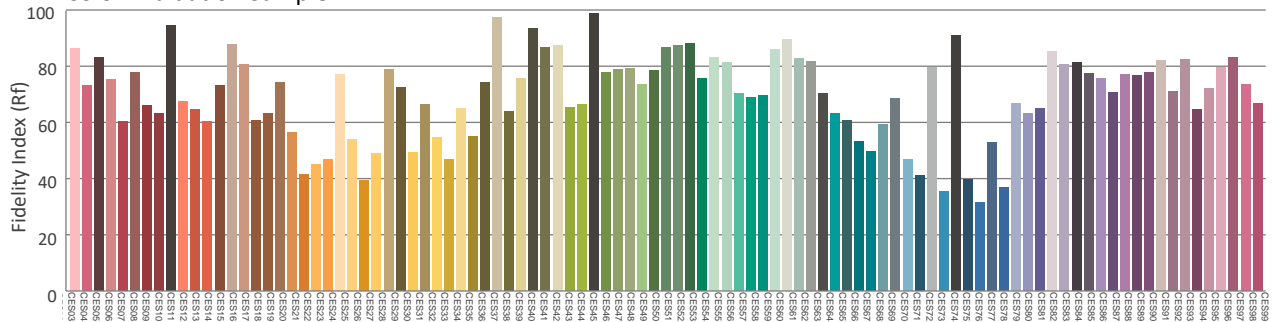
Rf by Hue



Local Chroma Shift by Hue



Color Evaluation Sample



Photometric & Chromaticity Report

Maverick Force 3 Profile V2: 50% Zoom - Full Power - 6500K

Report Summary

Measurements

Fixture Output: 25767 lm
Fixture Peak: 376910 cd
Fixture Efficacy: n/a lm/W
Intensity @ 5m: 15076 lux
Color Temperature: 6507 K
CRI: 71.7 CRI R9 Value: -10.3
CQS: 69.6
TLCI: 51
TM-30 Rf: 70.6
TM-30 Rg: 96.5
Beam Angle (50%): 16.4°
Field Angle (10%): 20°
Cutoff Angle (3%): 20.9°

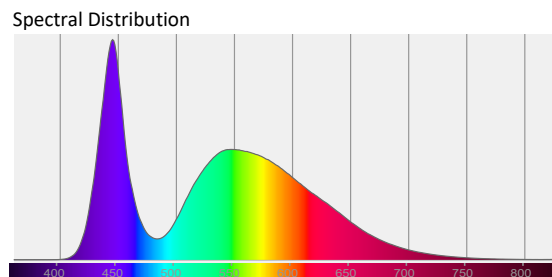
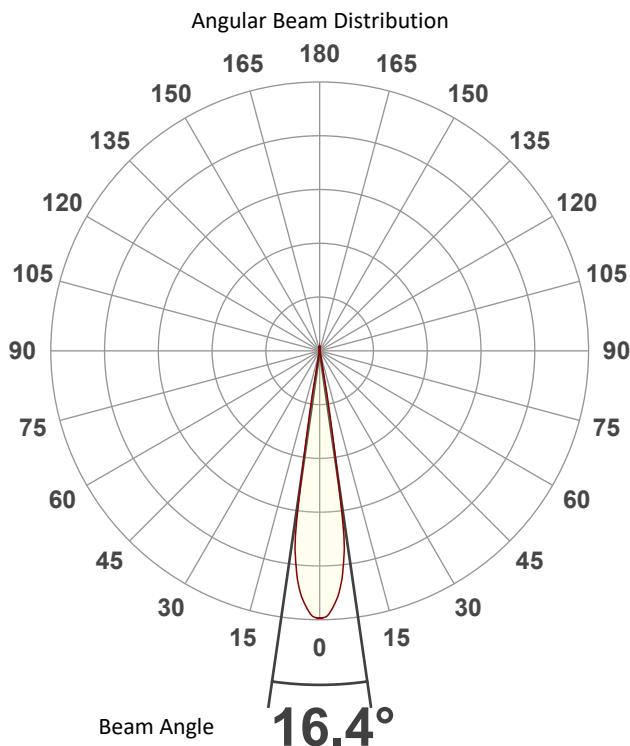


Conditions

AC Supply: 117 V, 60.1 Hz
Power: n/a W
Current: 0.000 A
Power Factor: n/a

This data sheet conforms to American National Standard E1.9 – 2007 (R2017). All data was measured and calculated by a Viso Systems LabSpion Goniometer at the Chauvet PD Optics Laboratory in Sunrise, FL on 4/18/2023 to LM-63-2002 Standards.


Overall Measurement



Tested Color (CIE 1931):

X: 0.314

Y: 0.322



Light Quality

CRI: 71.7

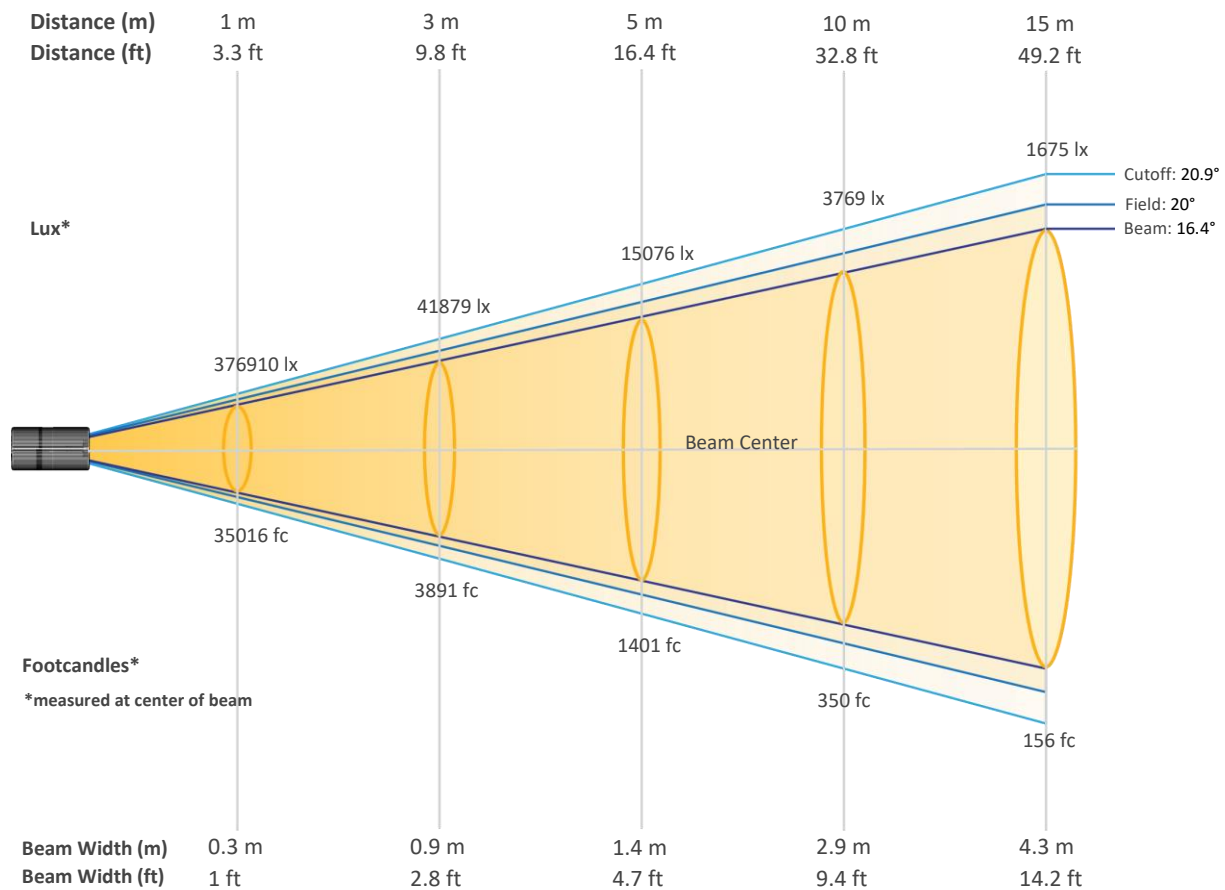
Color Temperature

6507 K

Photometric & Chromaticity Report

Maverick Force 3 Profile V2: 50% Zoom - Full Power - 6500K

Beam Details

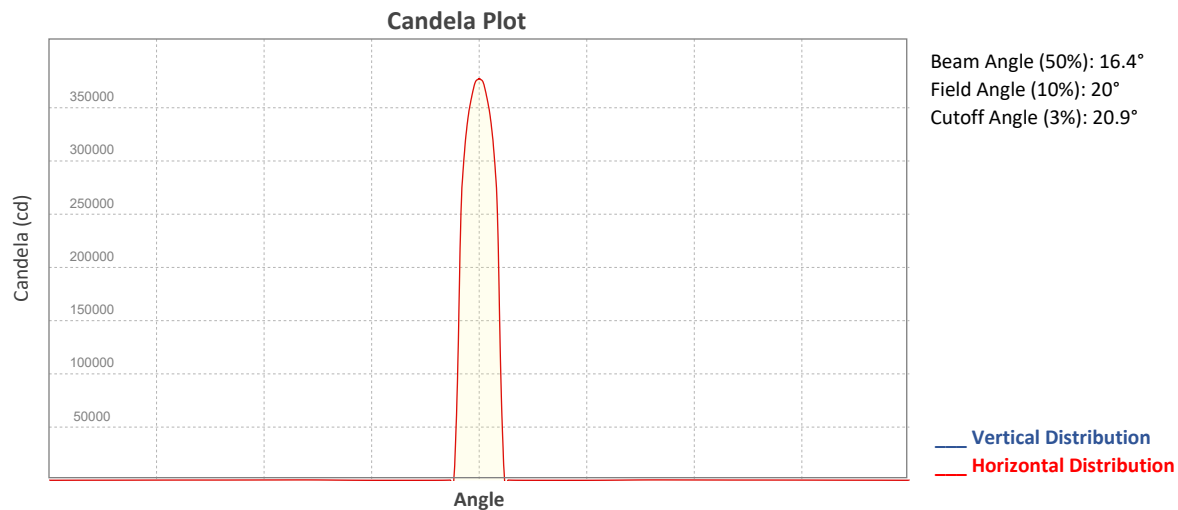


Beam Intensities from 1-20m (3.3-65.6ft)

Distance	1m	2m	3m	4m	5m	6m	7m	8m	9m	10m
Lux	376910	94228	41879	23557	15076	10470	7692	5889	4653	3769
Distance	11m	12m	13m	14m	15m	16m	17m	18m	19m	20m
Lux	3115	2617	2230	1923	1675	1472	1304	1163	1044	942
Distance	3.3ft	6.6ft	9.8ft	13.1ft	16.4ft	19.7ft	23ft	26.2ft	29.5ft	32.8ft
FC	35016	8754	3891	2189	1401	973	715	547	432	350
Distance	36.1ft	39.4ft	42.7ft	45.9ft	49.2ft	52.5ft	55.8ft	59.1ft	62.3ft	65.6ft
FC	289	243	207	179	156	137	121	108	97	88

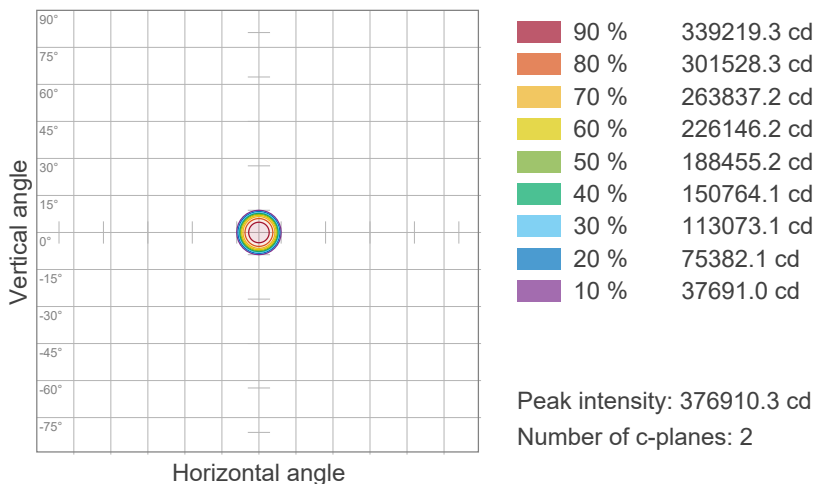
Photometric & Chromaticity Report

Maverick Force 3 Profile V2: 50% Zoom - Full Power - 6500K

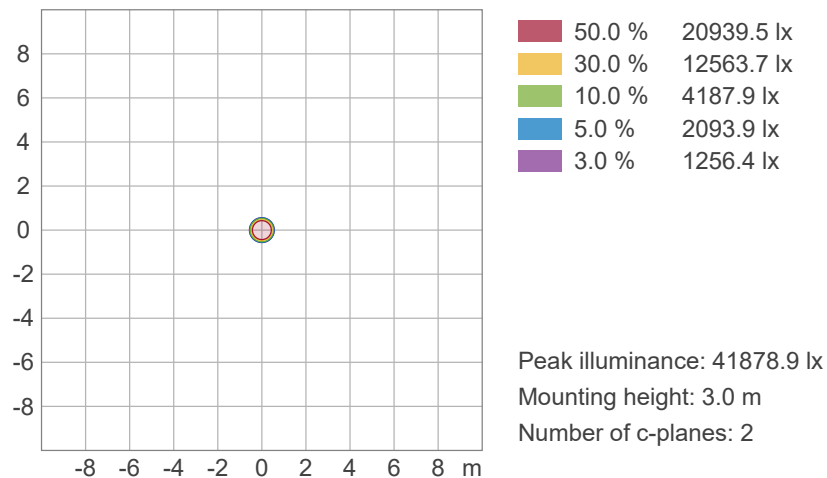


ISO Diagrams

ISO Candela Diagram



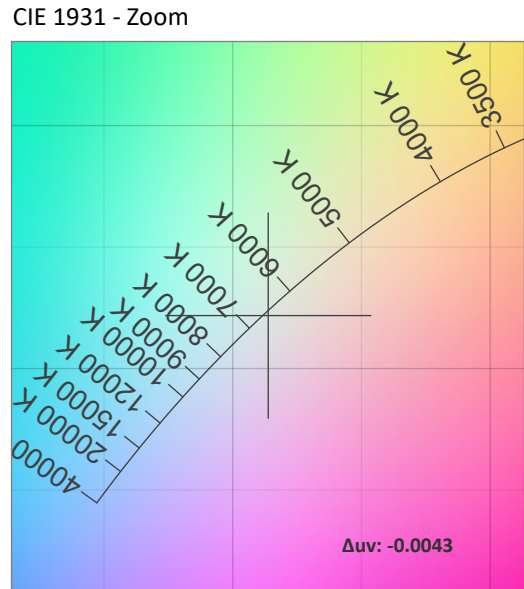
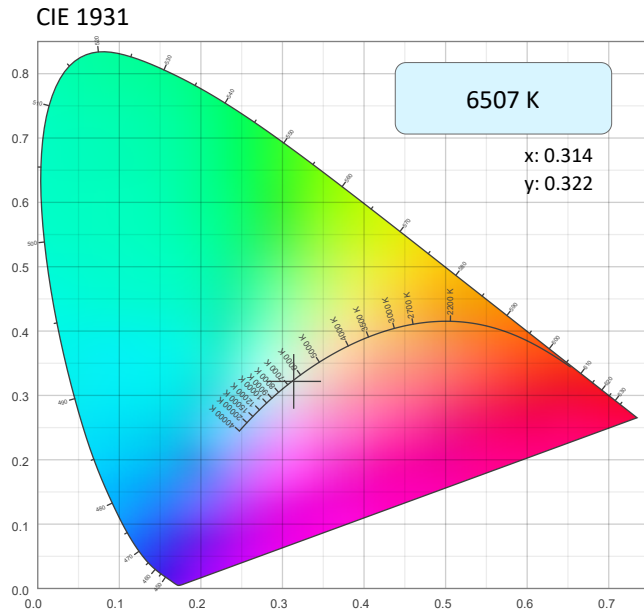
ISO Lux Diagram



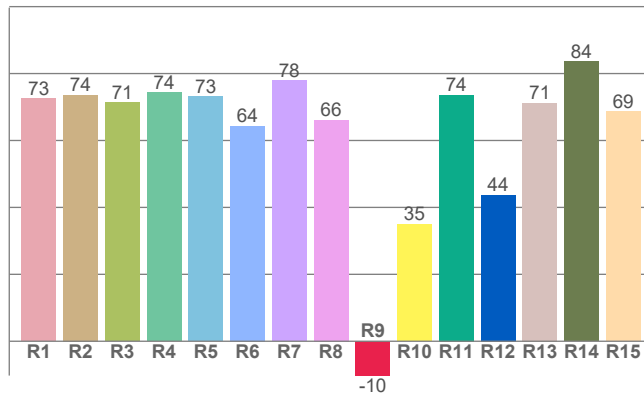
Photometric & Chromaticity Report

Maverick Force 3 Profile V2: 50% Zoom - Full Power - 6500K

Chromaticity



CRI: 71.7 (R1-R8)

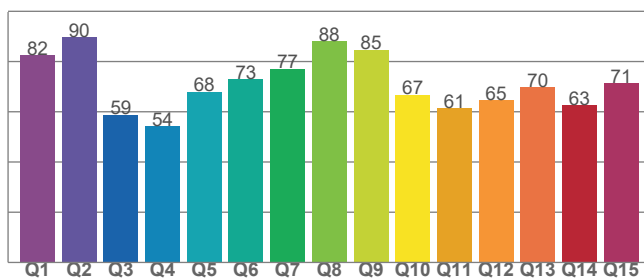


Color Parameters

Color Temperature	Color Coordinate CIE 1931	Color Coordinate CIE 1931
CCT	x	y
6507 K	0.314	0.322

Color Deviation from Black Body Curve	Color Coordinate CIE 1964	Color Coordinate CIE 1964
Δuv	y	u
-0.0043	0.322	0.201

CQS: 69.6



Color Rendering Index	Red Component	Color Quality Scale
CRI	CRI - R9	CQS
71.7	-10.3	69.6

Television Lighting Consistency Index	Color Fidelity	Color Gamut
TLCI	TM30 - Rf	TM30 Rg
51	70.6	96.5

Photometric & Chromaticity Report

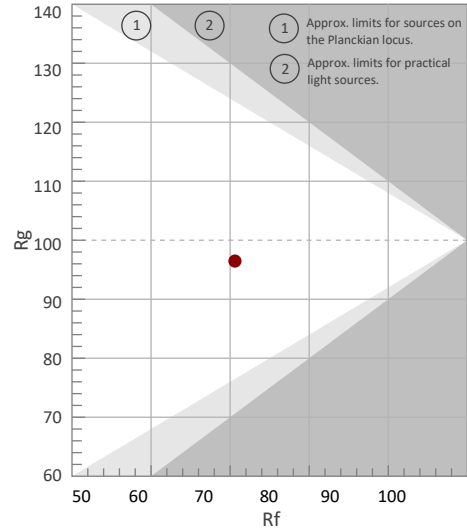
Maverick Force 3 Profile V2: 50% Zoom - Full Power - 6500K

TM-30 Details

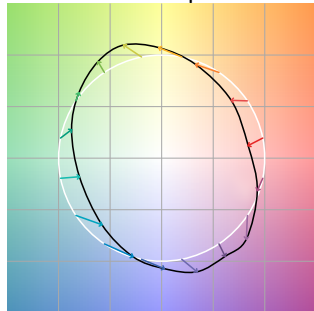
Rf 70.6
Fidelity Index
(Rg)

Rg 96.5
Gammut Index (Rg)

Hue Bin	R _f	Graphic shifts (%)	
		Chroma	Hue
1	71	-15%	-4%
2	75	-13%	9%
3	60	-6%	23%
4	61	5%	24%
5	68	15%	15%
6	82	12%	-1%
7	87	2%	-8%
8	78	-9%	-10%
9	79	-18%	2%
10	62	-16%	22%
11	46	-5%	30%
12	65	5%	23%
13	77	15%	12%
14	75	13%	-2%
15	74	12%	-20%
16	78	-3%	-13%



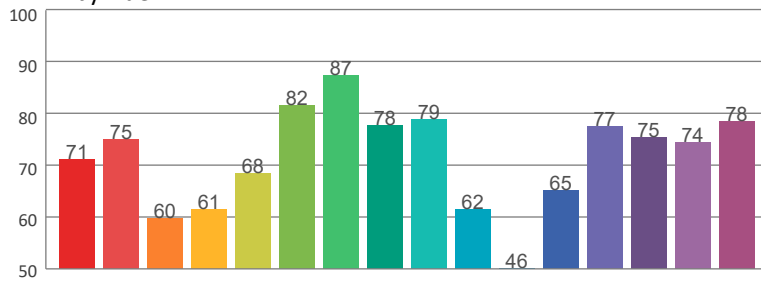
Color Vector Graphic



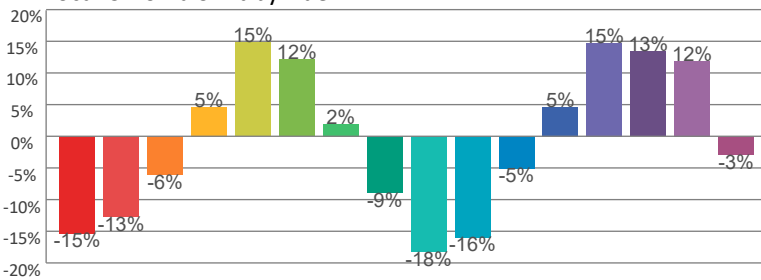
Color Distortion Graphic



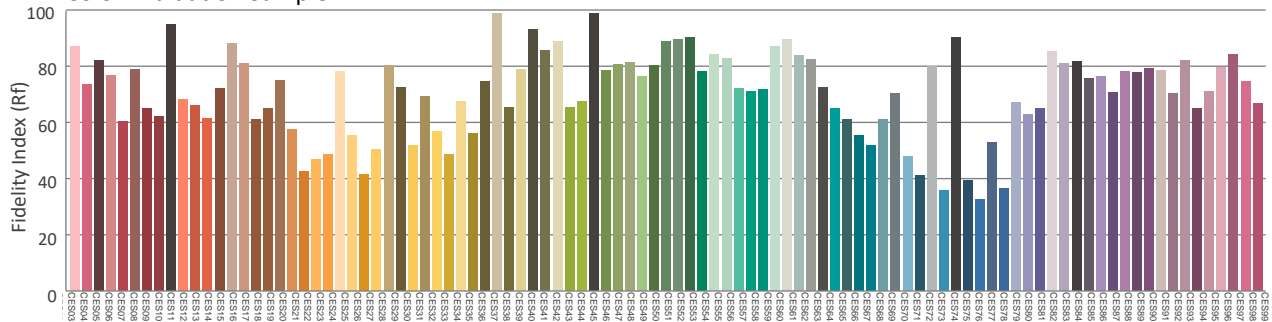
R_f by Hue



Local Chroma Shift by Hue



Color Evaluation Sample



Photometric & Chromaticity Report

Maverick Force 3 Profile V2: 50% Zoom - Full Power - TV25

Report Summary

Measurements

Fixture Output: 27965 lm
Fixture Peak: 390556 cd
Fixture Efficacy: n/a lm/W
Intensity @ 5m: 15622 lux
Color Temperature: 6972 K
CRI: 69.6 CRI R9 Value: -32.6
CQS: 69.7
TLCI: 48
TM-30 Rf: 70.3
TM-30 Rg: 94.9
Beam Angle (50%): 17.1°
Field Angle (10%): 19.6°
Cutoff Angle (3%): 20.1°

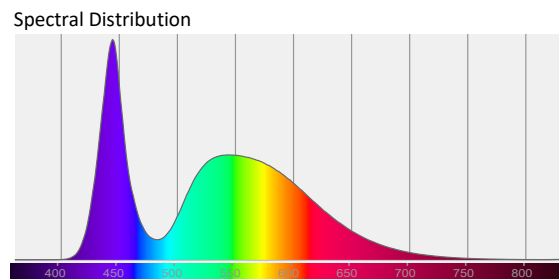
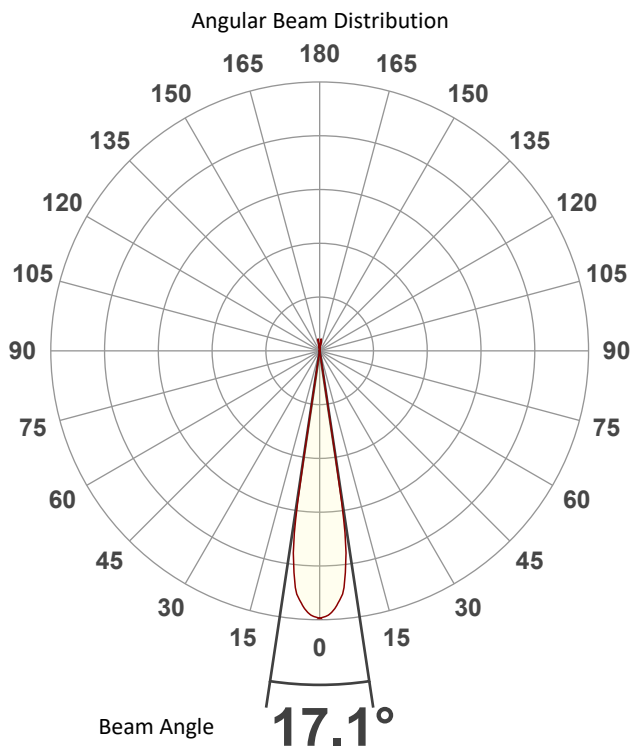


Conditions

AC Supply: 119 V, 60 Hz
Power: n/a W
Current: 0.000 A
Power Factor: n/a

This data sheet conforms to American National Standard E1.9 – 2007 (R2017). All data was measured and calculated by a Viso Systems LabSpion Goniometer at the Chauvet PD Optics Laboratory in Sunrise, FL on 4/17/2023 to LM-63-2002 Standards.


Overall Measurement



Tested Color (CIE 1931):

X: 0.306

Y: 0.323



Light Quality

CRI: 69.6

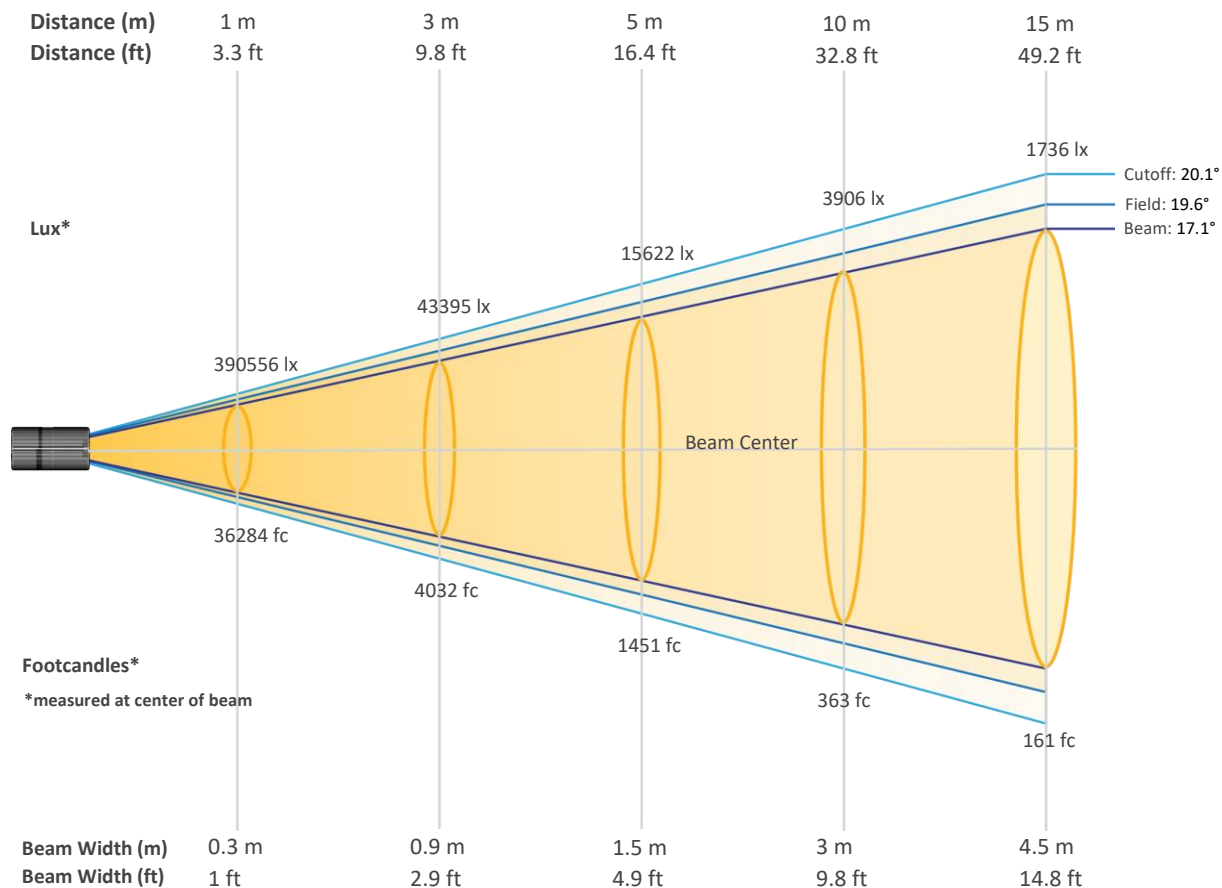
Color Temperature

6972 K

Photometric & Chromaticity Report

Maverick Force 3 Profile V2: 50% Zoom - Full Power - TV25

Beam Details

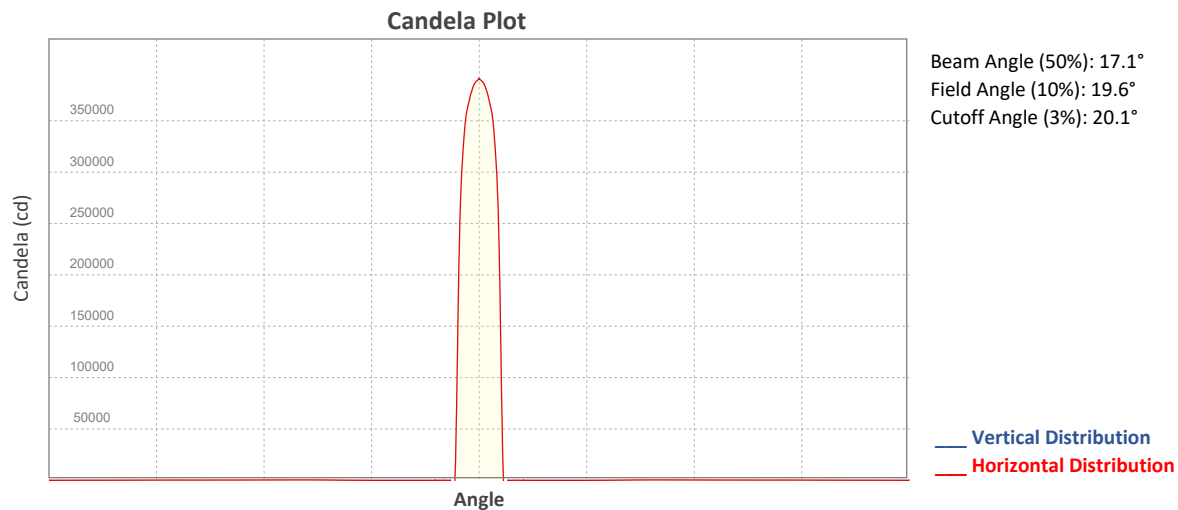


Beam Intensities from 1-20m (3.3-65.6ft)

Distance	1m	2m	3m	4m	5m	6m	7m	8m	9m	10m
Lux	390556	97639	43395	24410	15622	10849	7971	6102	4822	3906
Distance	11m	12m	13m	14m	15m	16m	17m	18m	19m	20m
Lux	3228	2712	2311	1993	1736	1526	1351	1205	1082	976
Distance	3.3ft	6.6ft	9.8ft	13.1ft	16.4ft	19.7ft	23ft	26.2ft	29.5ft	32.8ft
FC	36284	9071	4032	2268	1451	1008	740	567	448	363
Distance	36.1ft	39.4ft	42.7ft	45.9ft	49.2ft	52.5ft	55.8ft	59.1ft	62.3ft	65.6ft
FC	300	252	215	185	161	142	126	112	101	91

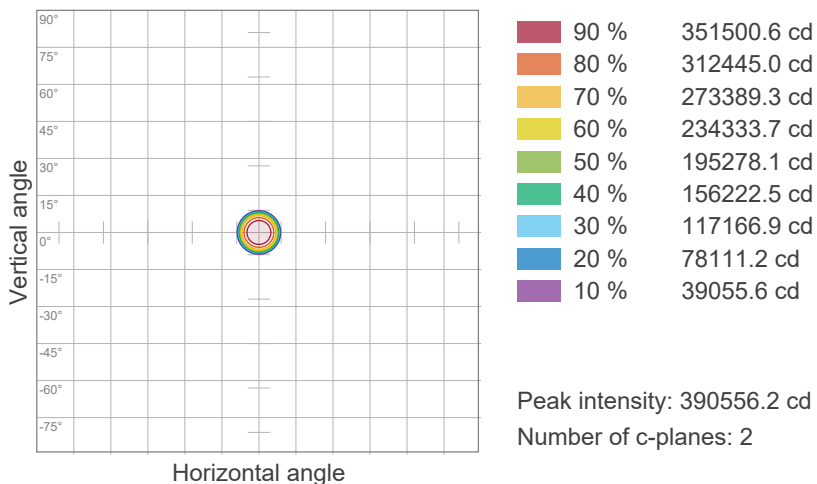
Photometric & Chromaticity Report

Maverick Force 3 Profile V2: 50% Zoom - Full Power - TV25

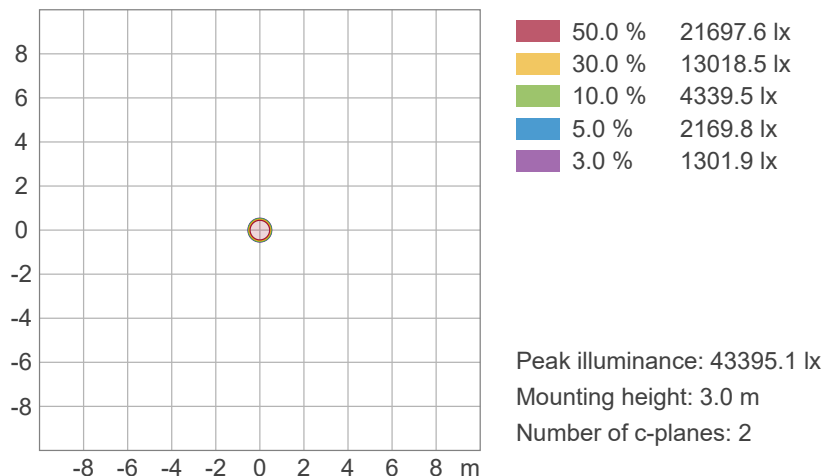


ISO Diagrams

ISO Candela Diagram



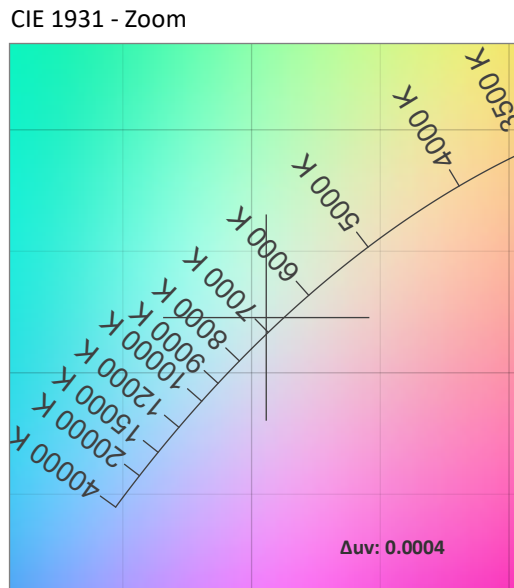
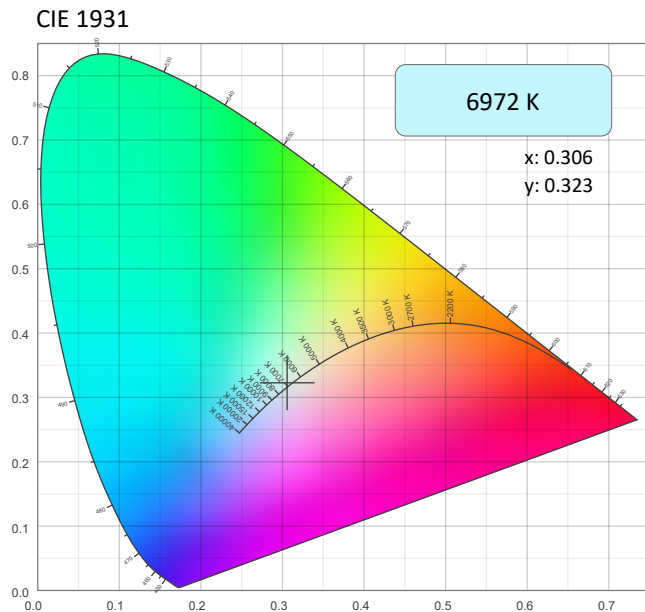
ISO Lux Diagram



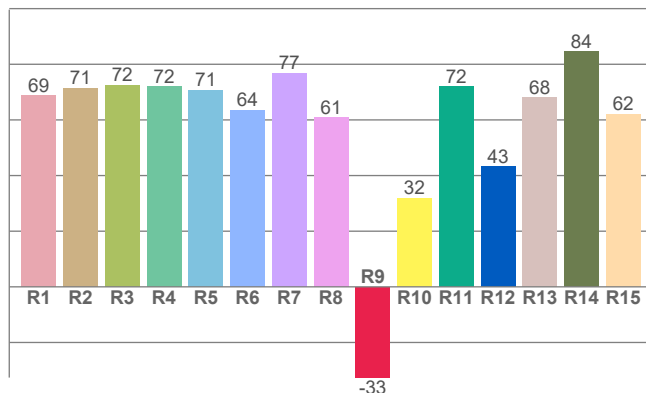
Photometric & Chromaticity Report

Maverick Force 3 Profile V2: 50% Zoom - Full Power - TV25

Chromaticity



CRI: 69.6 (R1-R8)

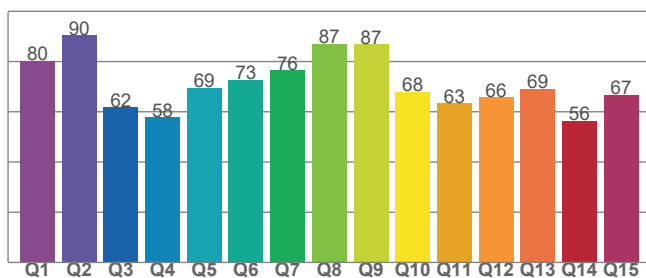


Color Parameters

Color Temperature	Color Coordinate CIE 1931	Color Coordinate CIE 1931
CCT	x	y
6972 K	0.306	0.323

Color Deviation from Black Body Curve	Color Coordinate CIE 1964	Color Coordinate CIE 1964
Δuv	y	u
0.0004	0.323	0.195

CQS: 69.7



Color Rendering Index	Red Component	Color Quality Scale
CRI	CRI - R9	CQS
69.6	-32.6	69.7

Television Lighting Consistency Index	Color Fidelity	Color Gamut
TLCI	TM30 - Rf	TM30 Rg
48	70.3	94.9

Photometric & Chromaticity Report

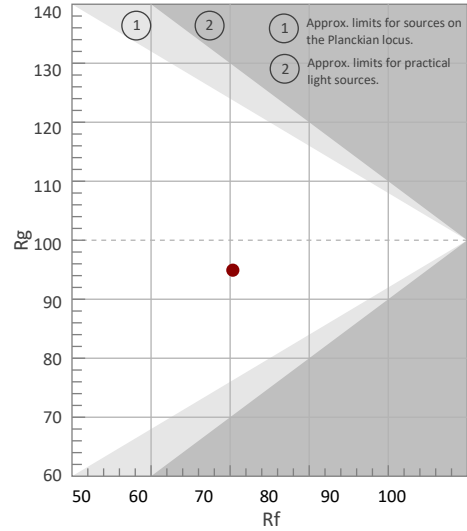
Maverick Force 3 Profile V2: 50% Zoom - Full Power - TV25

TM-30 Details

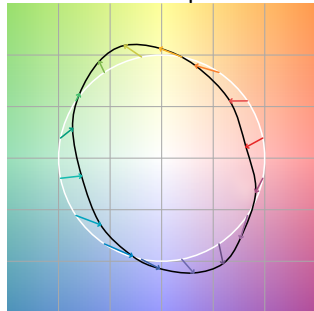
Rf 70.3
Fidelity Index (Rg)

Rg 94.9
Gammut Index (Rg)

Hue Bin	R _f	Graphic shifts (%)	
		Chroma	Hue
1	67	-18%	-6%
2	70	-14%	9%
3	63	-7%	23%
4	63	4%	23%
5	70	14%	14%
6	81	12%	-2%
7	89	1%	-7%
8	75	-10%	-11%
9	76	-20%	2%
10	64	-15%	21%
11	41	-5%	29%
12	67	5%	19%
13	79	15%	9%
14	77	18%	-7%
15	70	7%	-22%
16	75	-4%	-14%



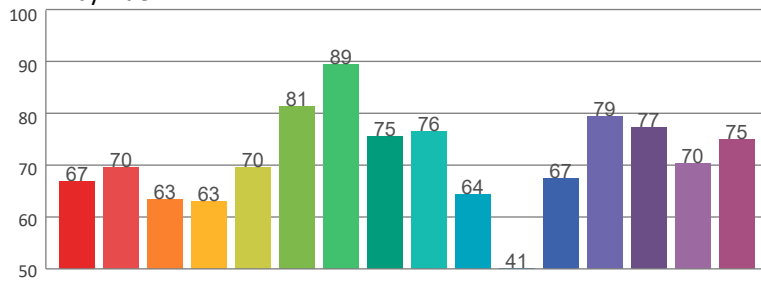
Color Vector Graphic



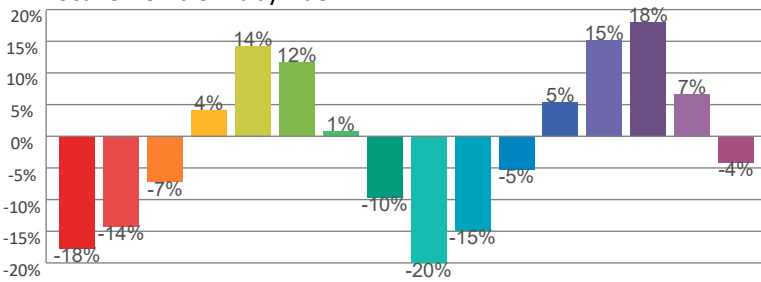
Color Distortion Graphic



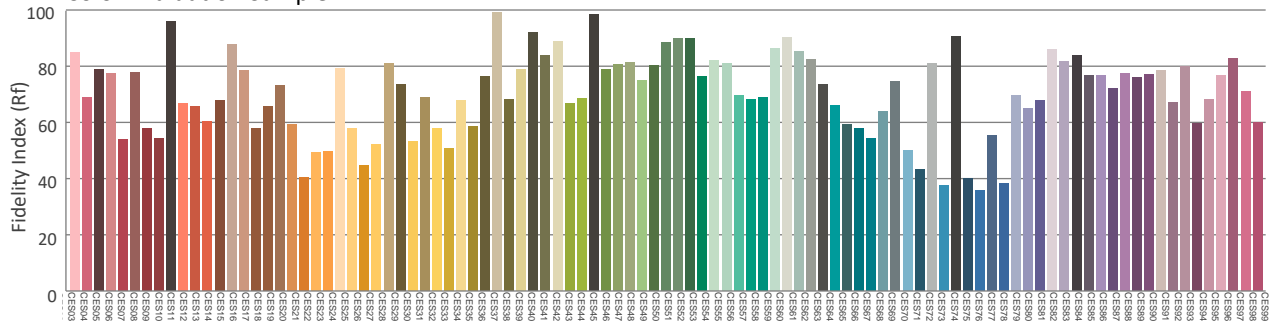
Rf by Hue



Local Chroma Shift by Hue



Color Evaluation Sample



Photometric & Chromaticity Report

Maverick Force 3 Profile V2: 50% Zoom - Full Power - TV25 - Stable

Report Summary

Measurements

Fixture Output: 28403 lm
Fixture Peak: 392783 cd
Fixture Efficacy: n/a lm/W
Intensity @ 5m: 15711 lux
Color Temperature: 7167 K
CRI: 69.9 CRI R9 Value: -29.7
CQS: 69.6
TLCI: 47
TM-30 Rf: 70.2
TM-30 Rg: 95.2
Beam Angle (50%): 17.1°
Field Angle (10%): 19.7°
Cutoff Angle (3%): 21.4°

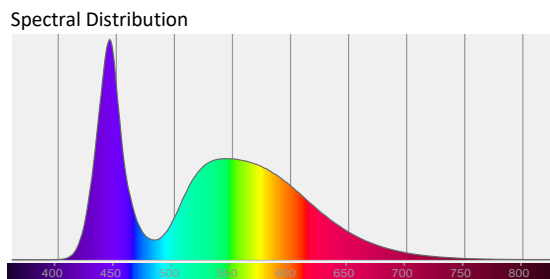
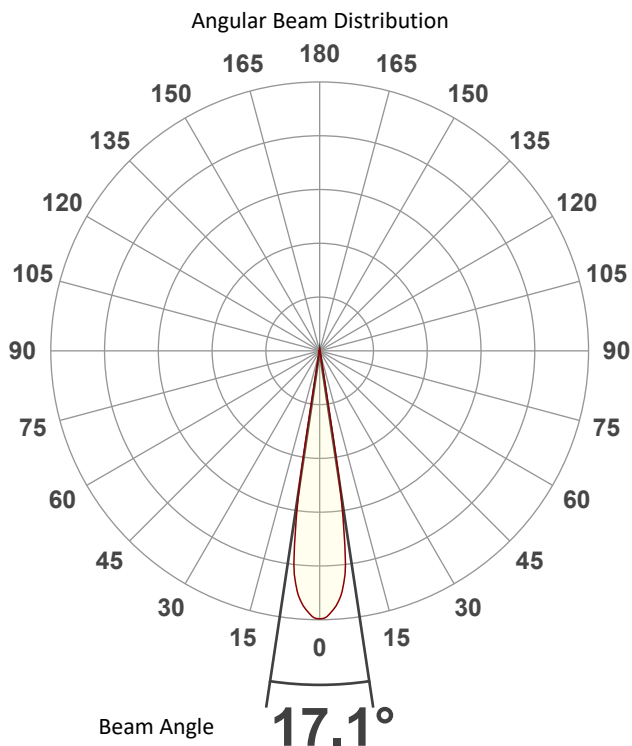


Conditions

AC Supply: 118 V, 60 Hz
Power: n/a W
Current: 0.000 A
Power Factor: n/a

This data sheet conforms to American National Standard E1.9 – 2007 (R2017). All data was measured and calculated by a Viso Systems LabSpion Goniometer at the Chauvet PD Optics Laboratory in Sunrise, FL on 4/17/2023 to LM-63-2002 Standards.


Overall Measurement



Tested Color (CIE 1931):

X: 0.304

Y: 0.318



Light Quality

CRI: 69.9

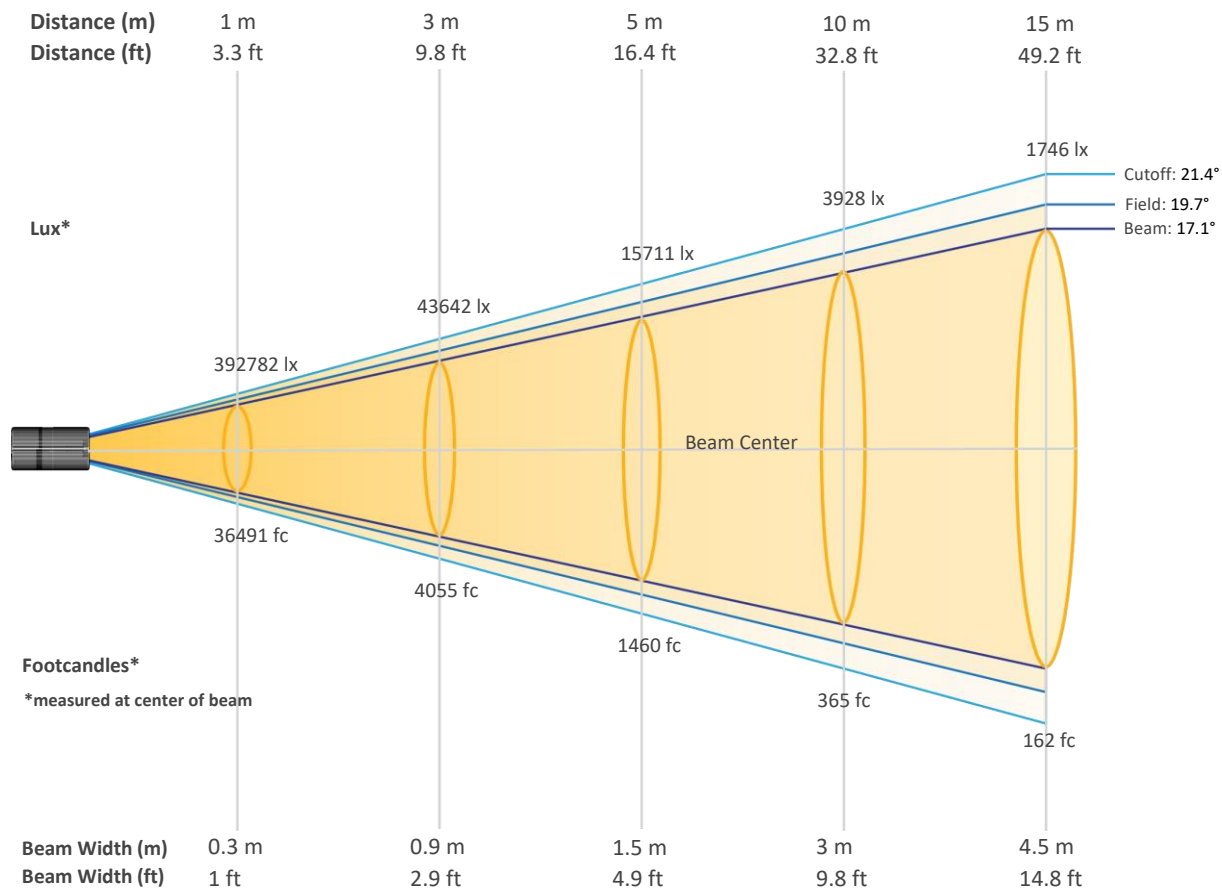
Color Temperature

7167 K

Photometric & Chromaticity Report

Maverick Force 3 Profile V2: 50% Zoom - Full Power - TV25 - Stable

Beam Details

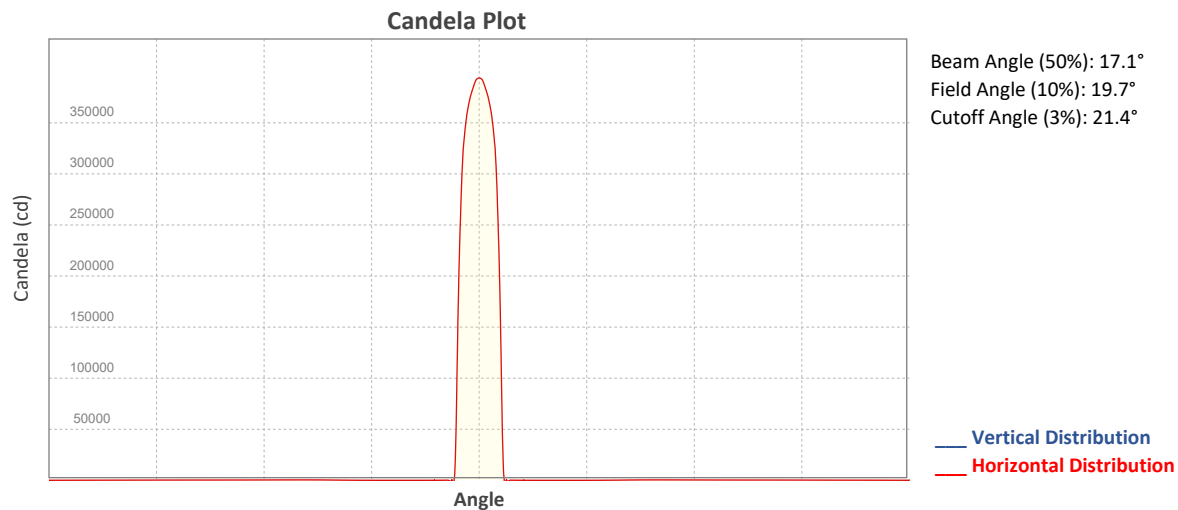


Beam Intensities from 1-20m (3.3-65.6ft)

Distance	1m	2m	3m	4m	5m	6m	7m	8m	9m	10m
Lux	392782	98196	43642	24549	15711	10911	8016	6137	4849	3928
Distance	11m	12m	13m	14m	15m	16m	17m	18m	19m	20m
Lux	3246	2728	2324	2004	1746	1534	1359	1212	1088	982
Distance	3.3ft	6.6ft	9.8ft	13.1ft	16.4ft	19.7ft	23ft	26.2ft	29.5ft	32.8ft
FC	36491	9123	4055	2281	1460	1014	745	570	451	365
Distance	36.1ft	39.4ft	42.7ft	45.9ft	49.2ft	52.5ft	55.8ft	59.1ft	62.3ft	65.6ft
FC	302	253	216	186	162	143	126	113	101	91

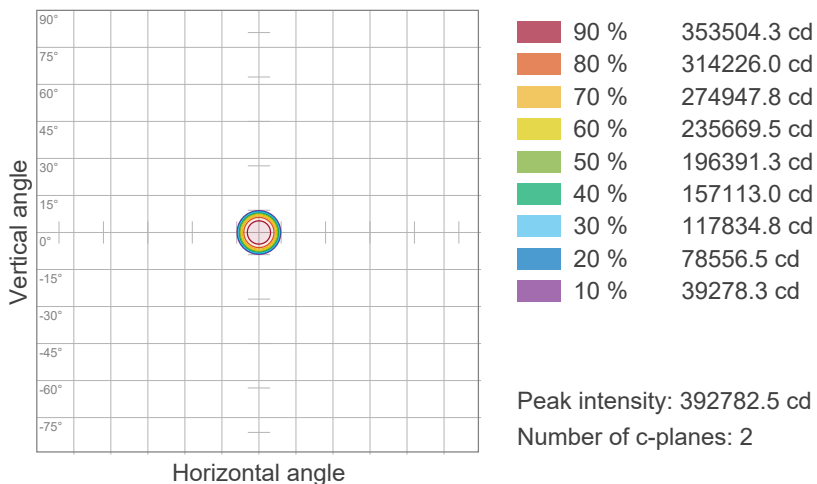
Photometric & Chromaticity Report

Maverick Force 3 Profile V2: 50% Zoom - Full Power - TV25 - Stable

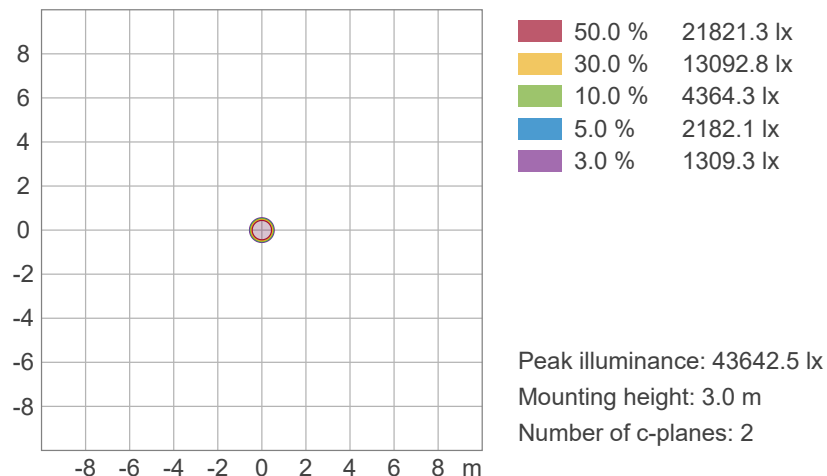


ISO Diagrams

ISO Candela Diagram



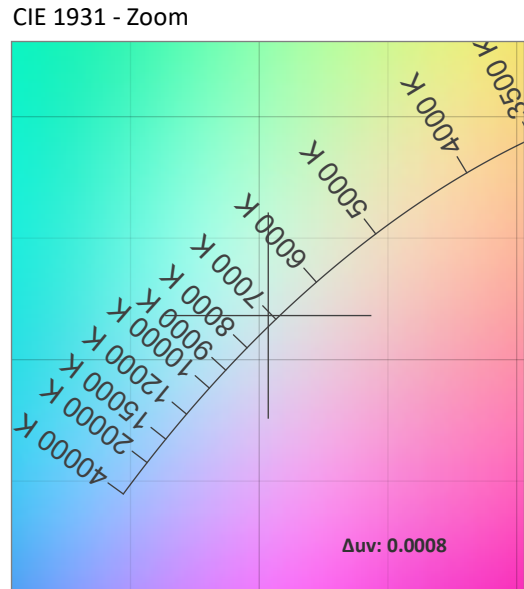
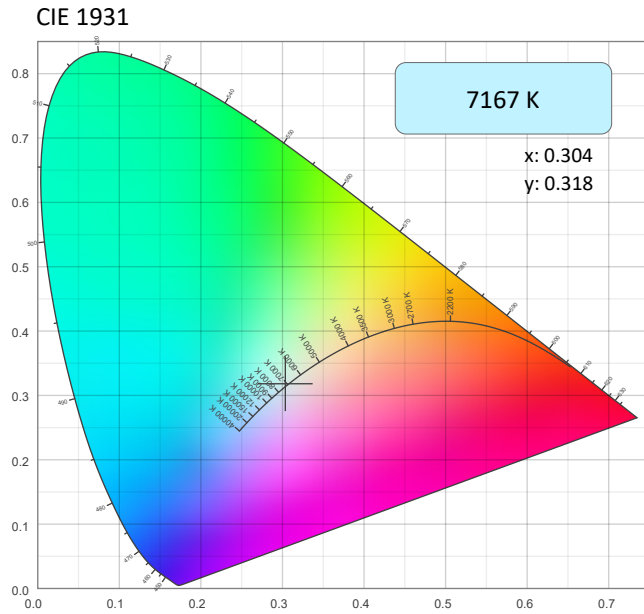
ISO Lux Diagram



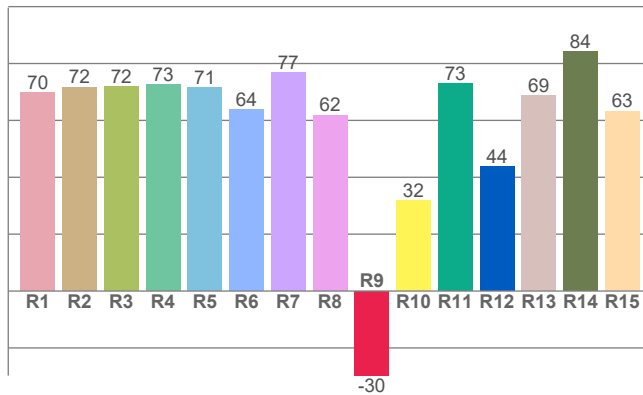
Photometric & Chromaticity Report

Maverick Force 3 Profile V2: 50% Zoom - Full Power - TV25 - Stable

Chromaticity



CRI: 69.9 (R1-R8)

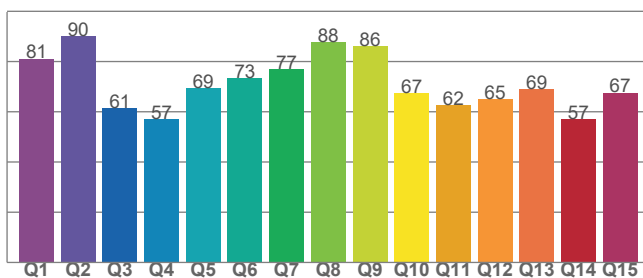


Color Parameters

Color Temperature	Color Coordinate CIE 1931	Color Coordinate CIE 1931
CCT	x	y
7167 K	0.304	0.318

Color Deviation from Black Body Curve	Color Coordinate CIE 1964	Color Coordinate CIE 1964
Δuv	y	u
0.0008	0.318	0.195

CQS: 69.6



Color Rendering Index	Red Component	Color Quality Scale
CRI	CRI - R9	CQS
69.9	-29.7	69.6

Television Lighting Consistency Index	Color Fidelity	Color Gamut
TLCI	TM30 - Rf	TM30 Rg
47	70.2	95.2

Photometric & Chromaticity Report

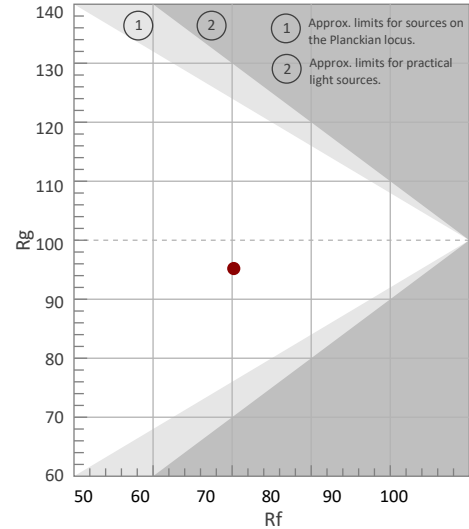
Maverick Force 3 Profile V2: 50% Zoom - Full Power - TV25 - Stable

TM-30 Details

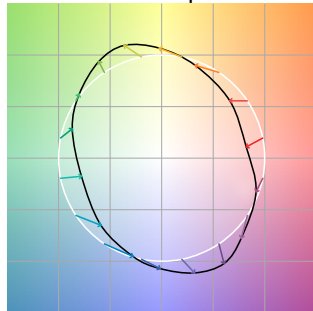
Rf 70.2
Fidelity Index (Rg)

Rg 95.2
Gammut Index (Rg)

Hue Bin	R _f	Graphic shifts (%)	
		Chroma	Hue
1	67	-17%	-5%
2	70	-14%	10%
3	63	-7%	23%
4	62	4%	23%
5	69	14%	14%
6	81	12%	-1%
7	90	1%	-7%
8	76	-9%	-11%
9	77	-20%	2%
10	64	-15%	21%
11	40	-5%	30%
12	66	5%	19%
13	79	15%	10%
14	77	19%	-6%
15	71	7%	-22%
16	76	-4%	-14%



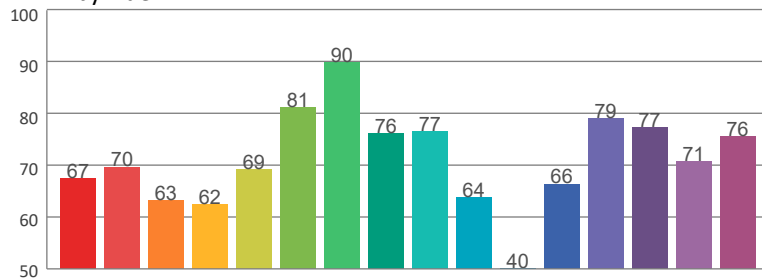
Color Vector Graphic



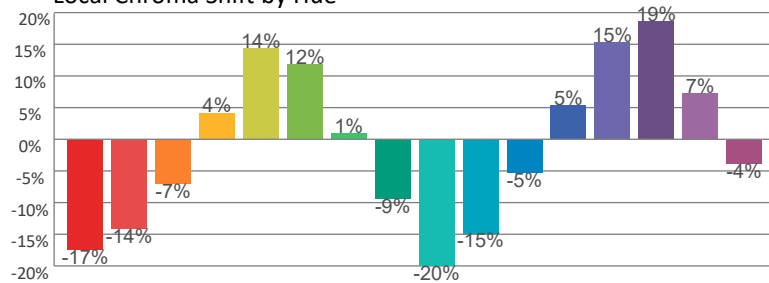
Color Distortion Graphic



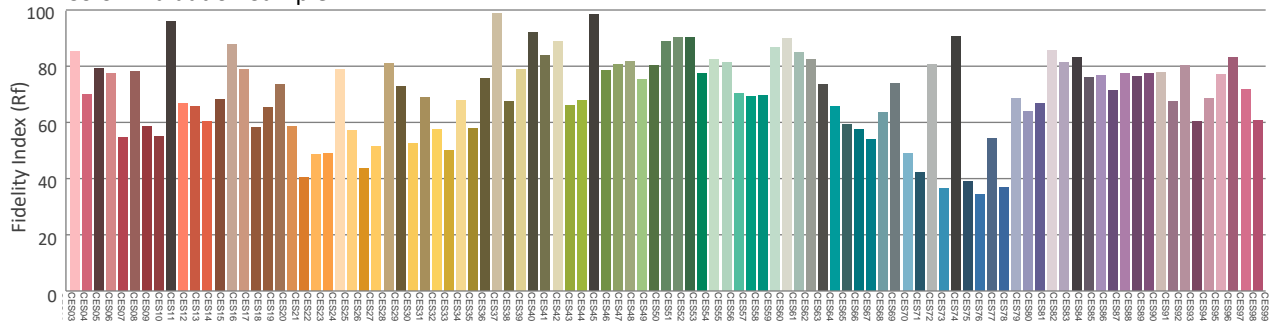
Rf by Hue



Local Chroma Shift by Hue



Color Evaluation Sample



Photometric & Chromaticity Report

Maverick Force 3 Profile V2: 50% Zoom - Full Power - TV35

Report Summary

Measurements

Fixture Output: 19547 lm
Fixture Peak: 272657 cd
Fixture Efficacy: n/a lm/W
Intensity @ 5m: 10906 lux
Color Temperature: 6946 K
CRI: 69.3 CRI R9 Value: -33.7
CQS: 69.7
TLCI: 47
TM-30 Rf: 70.2
TM-30 Rg: 95.4
Beam Angle (50%): 16.7°
Field Angle (10%): 20.2°
Cutoff Angle (3%): 21°

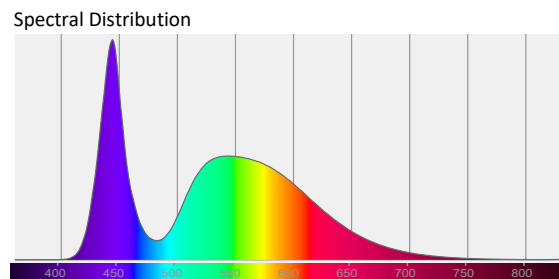
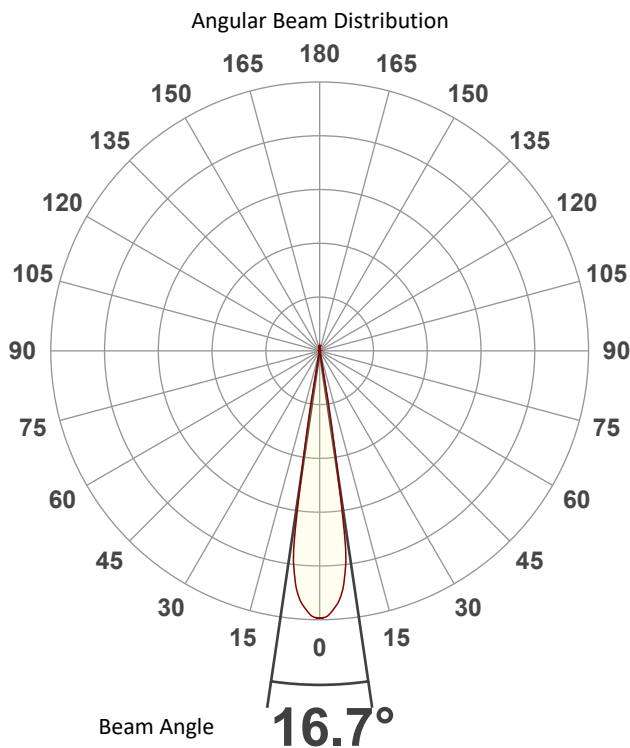


Conditions

AC Supply: 119 V, 60 Hz
Power: n/a W
Current: 0.000 A
Power Factor: n/a

This data sheet conforms to American National Standard E1.9 – 2007 (R2017). All data was measured and calculated by a Viso Systems LabSpion Goniometer at the Chauvet PD Optics Laboratory in Sunrise, FL on 4/17/2023 to LM-63-2002 Standards.


Overall Measurement



Tested Color (CIE 1931):

X: 0.306

Y: 0.324



Light Quality

CRI: 69.3

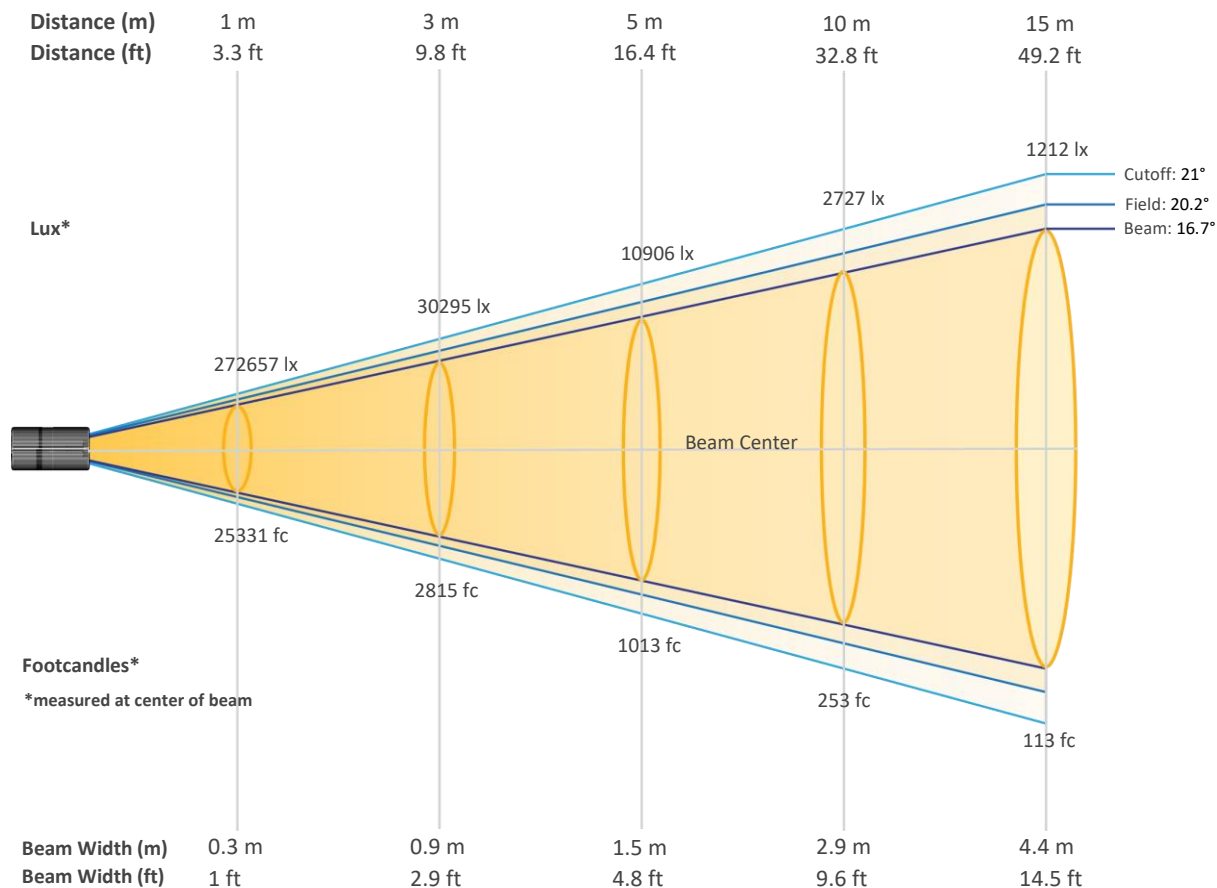
Color Temperature

6946 K

Photometric & Chromaticity Report

Maverick Force 3 Profile V2: 50% Zoom - Full Power - TV35

Beam Details

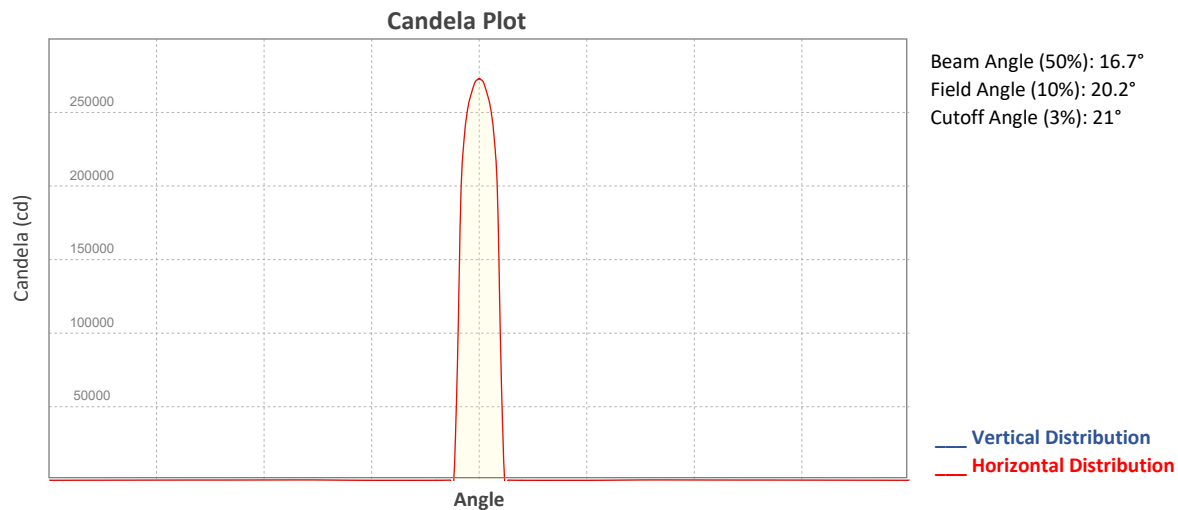


Beam Intensities from 1-20m (3.3-65.6ft)

Distance	1m	2m	3m	4m	5m	6m	7m	8m	9m	10m
Lux	272657	68164	30295	17041	10906	7574	5564	4260	3366	2727
Distance	11m	12m	13m	14m	15m	16m	17m	18m	19m	20m
Lux	2253	1893	1613	1391	1212	1065	943	842	755	682
Distance	3.3ft	6.6ft	9.8ft	13.1ft	16.4ft	19.7ft	23ft	26.2ft	29.5ft	32.8ft
FC	25331	6333	2815	1583	1013	704	517	396	313	253
Distance	36.1ft	39.4ft	42.7ft	45.9ft	49.2ft	52.5ft	55.8ft	59.1ft	62.3ft	65.6ft
FC	209	176	150	129	113	99	88	78	70	63

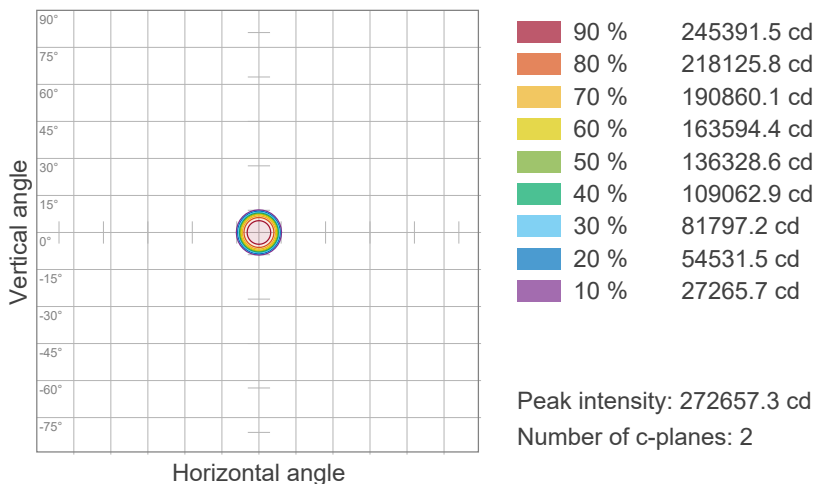
Photometric & Chromaticity Report

Maverick Force 3 Profile V2: 50% Zoom - Full Power - TV35

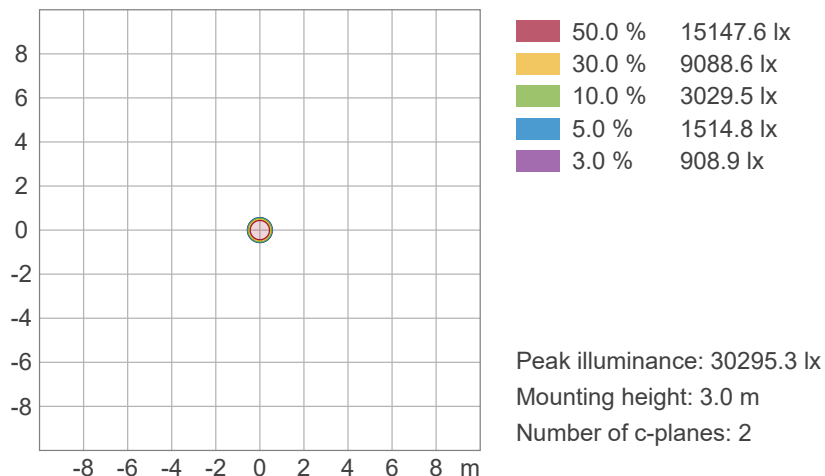


ISO Diagrams

ISO Candela Diagram



ISO Lux Diagram

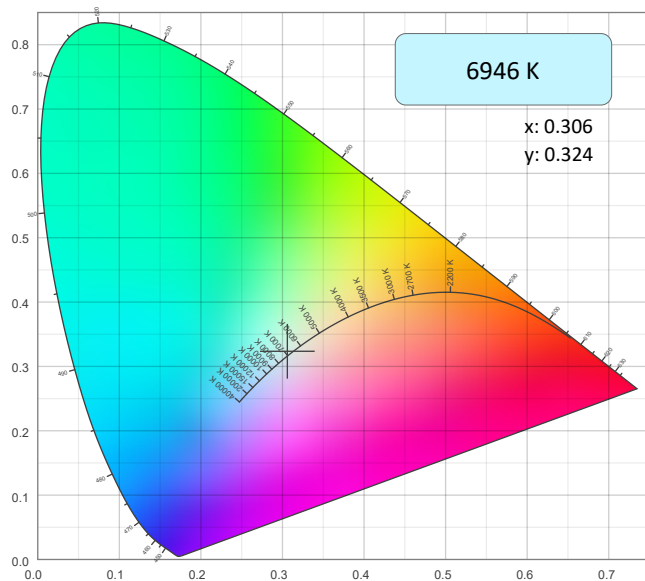


Photometric & Chromaticity Report

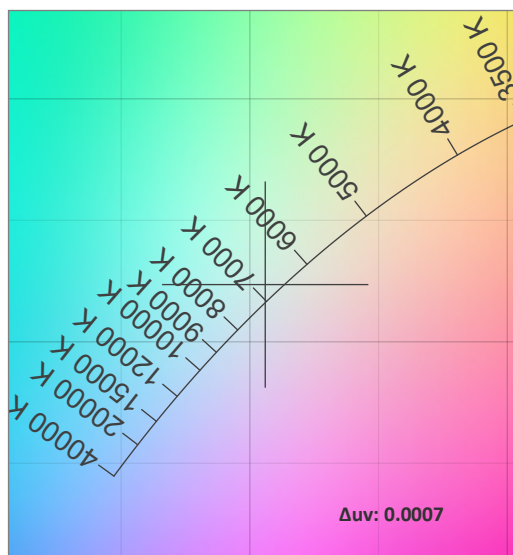
Maverick Force 3 Profile V2: 50% Zoom - Full Power - TV35

Chromaticity

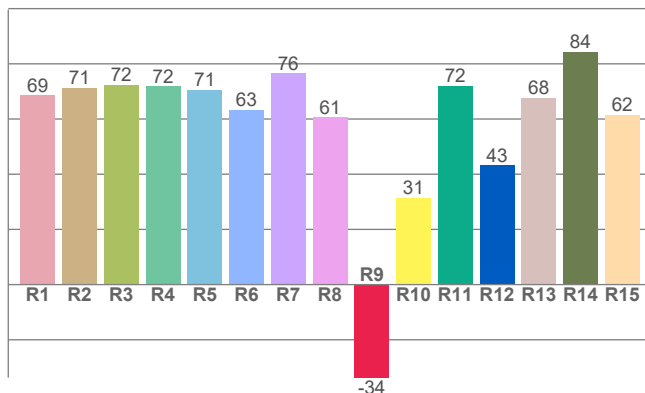
CIE 1931



CIE 1931 - Zoom



CRI: 69.3 (R1-R8)

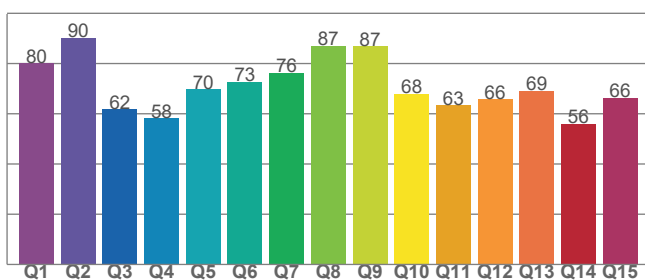


Color Parameters

Color Temperature	Color Coordinate CIE 1931	Color Coordinate CIE 1931
CCT	x	y
6946 K	0.306	0.324

Color Deviation from Black Body Curve	Color Coordinate CIE 1964	Color Coordinate CIE 1964
Δuv	y	u
0.0007	0.324	0.195

CQS: 69.7



Color Rendering Index	Red Component	Color Quality Scale
CRI	CRI - R9	CQS
69.3	-33.7	69.7

Television Lighting Consistency Index	Color Fidelity	Color Gamut
TLCI	TM30 - Rf	TM30 Rg
47	70.2	95.4

Photometric & Chromaticity Report

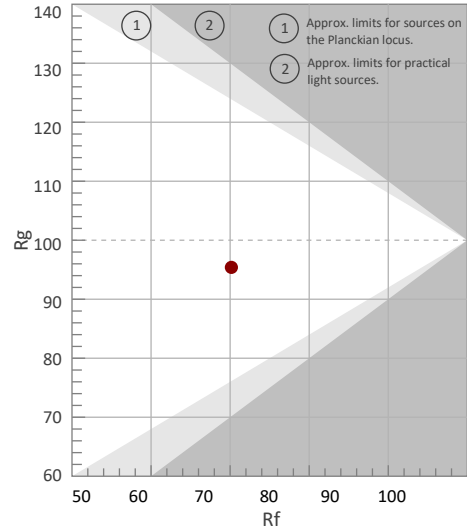
Maverick Force 3 Profile V2: 50% Zoom - Full Power - TV35

TM-30 Details

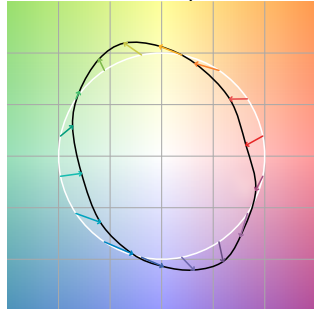
Rf 70.2
Fidelity Index (Rg)

Rg 95.4
Gammut Index (Rg)

Hue Bin	R _f	Graphic shifts (%)	
		Chroma	Hue
1	67	-18%	-6%
2	70	-14%	9%
3	63	-7%	23%
4	63	4%	23%
5	69	15%	14%
6	81	12%	-2%
7	89	1%	-7%
8	75	-10%	-12%
9	76	-20%	1%
10	62	-15%	20%
11	48	-5%	29%
12	67	5%	22%
13	78	14%	9%
14	77	18%	-7%
15	70	7%	-22%
16	75	-4%	-15%



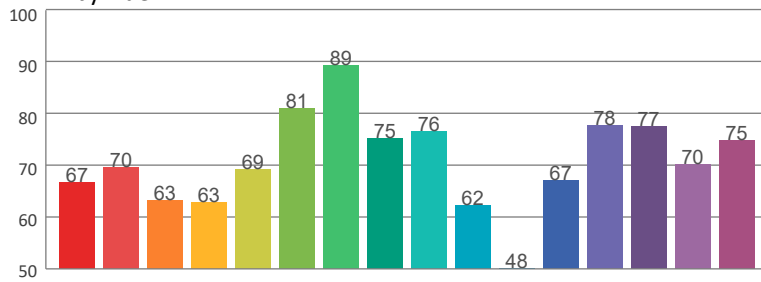
Color Vector Graphic



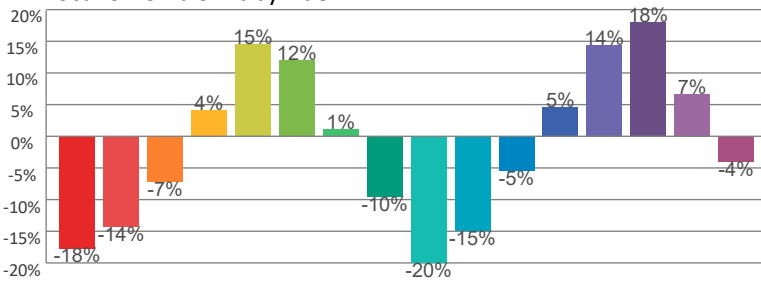
Color Distortion Graphic



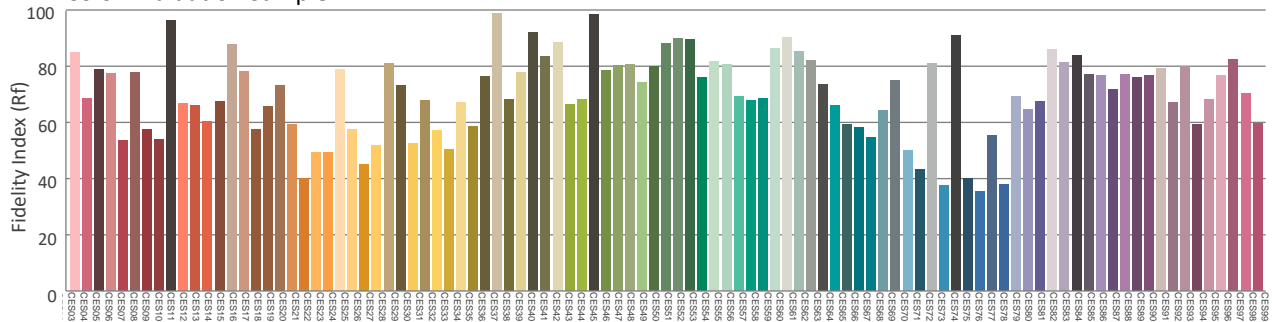
Rf by Hue



Local Chroma Shift by Hue



Color Evaluation Sample



Photometric & Chromaticity Report

Maverick Force 3 Profile V2: 50% Zoom - Full Power - TV35 - Stable

Report Summary

Measurements

Fixture Output: 19985 lm
Fixture Peak: 277609 cd
Fixture Efficacy: n/a lm/W
Intensity @ 5m: 11104 lux
Color Temperature: 7032 K
CRI: 69.3 CRI R9 Value: -32.7
CQS: 69.5
TLCI: 47
TM-30 Rf: 69.9
TM-30 Rg: 95.2
Beam Angle (50%): 16.7°
Field Angle (10%): 20.1°
Cutoff Angle (3%): 20.9°

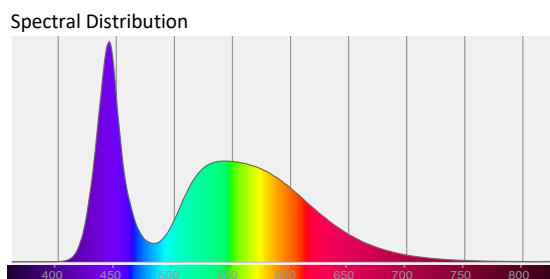
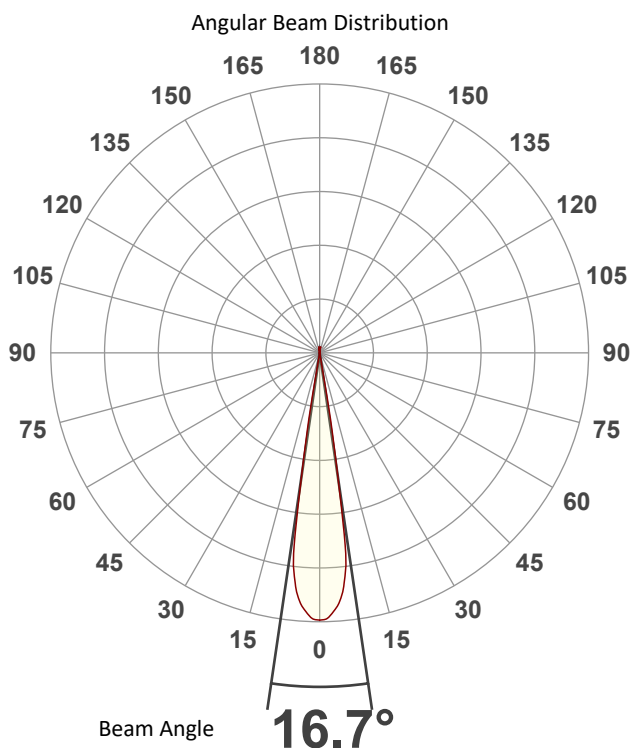


Conditions

AC Supply: 118 V, 60.1 Hz
Power: n/a W
Current: 0.000 A
Power Factor: n/a

This data sheet conforms to American National Standard E1.9 – 2007 (R2017). All data was measured and calculated by a Viso Systems LabSpion Goniometer at the Chauvet PD Optics Laboratory in Sunrise, FL on 4/17/2023 to LM-63-2002 Standards.


Overall Measurement



Tested Color (CIE 1931):

X: 0.305

Y: 0.321



Light Quality

CRI: 69.3

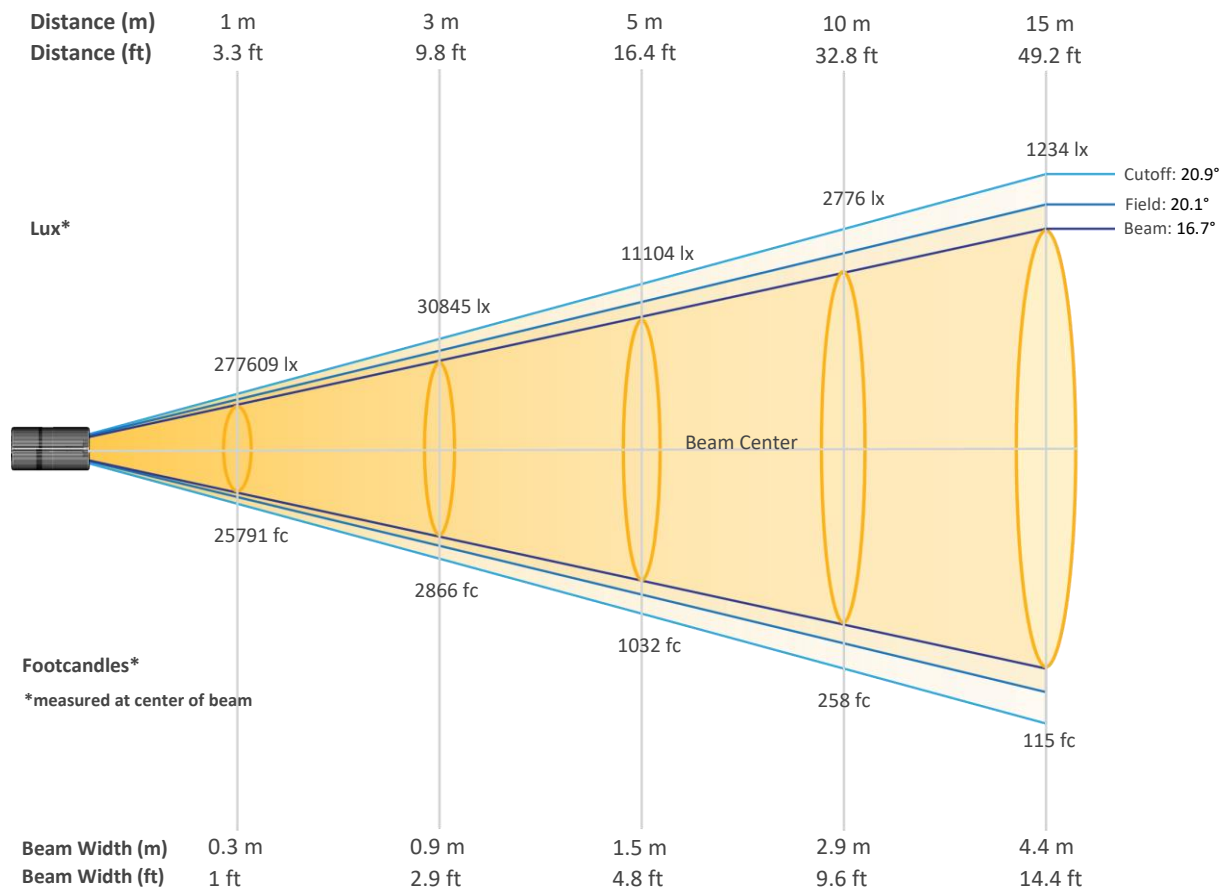
Color Temperature

7032 K

Photometric & Chromaticity Report

Maverick Force 3 Profile V2: 50% Zoom - Full Power - TV35 - Stable

Beam Details

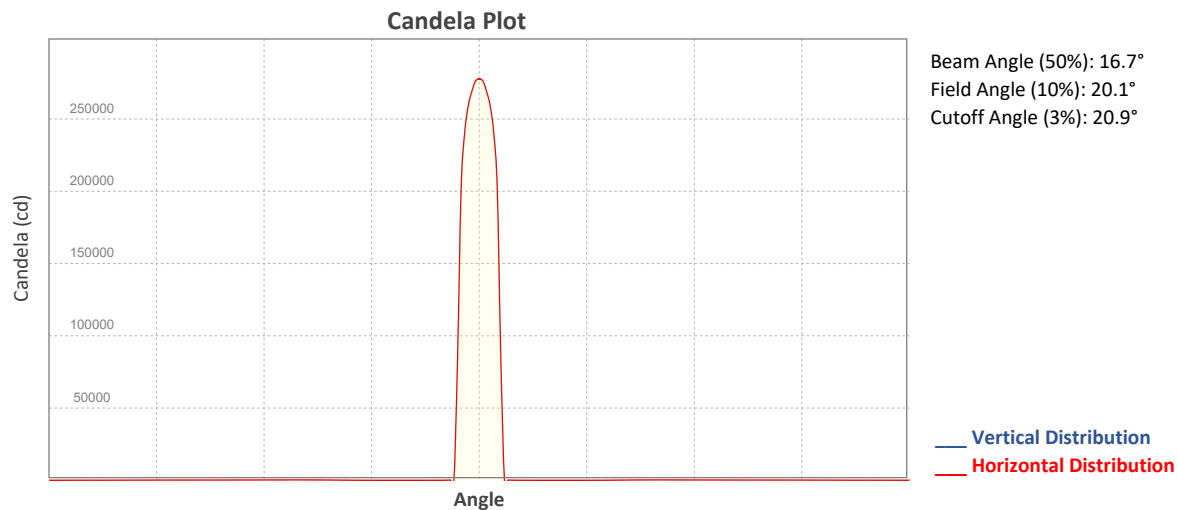


Beam Intensities from 1-20m (3.3-65.6ft)

Distance	1m	2m	3m	4m	5m	6m	7m	8m	9m	10m
Lux	277609	69402	30845	17351	11104	7711	5665	4338	3427	2776
Distance	11m	12m	13m	14m	15m	16m	17m	18m	19m	20m
Lux	2294	1928	1643	1416	1234	1084	961	857	769	694
Distance	3.3ft	6.6ft	9.8ft	13.1ft	16.4ft	19.7ft	23ft	26.2ft	29.5ft	32.8ft
FC	25791	6448	2866	1612	1032	716	526	403	318	258
Distance	36.1ft	39.4ft	42.7ft	45.9ft	49.2ft	52.5ft	55.8ft	59.1ft	62.3ft	65.6ft
FC	213	179	153	132	115	101	89	80	71	64

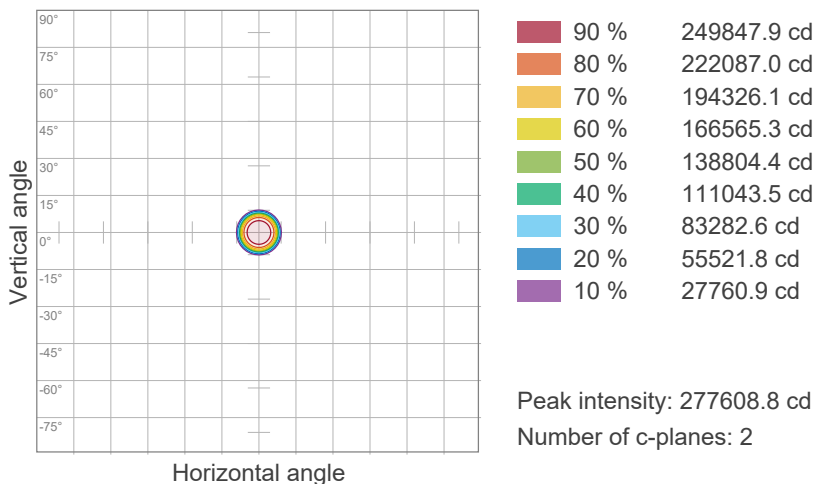
Photometric & Chromaticity Report

Maverick Force 3 Profile V2: 50% Zoom - Full Power - TV35 - Stable

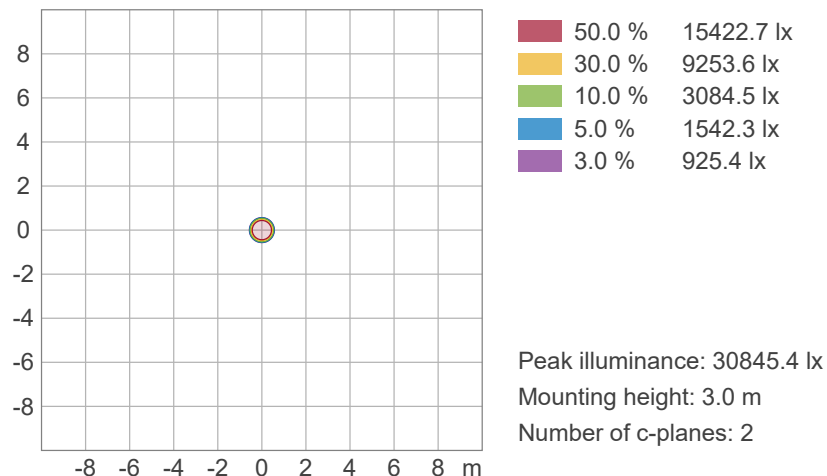


ISO Diagrams

ISO Candela Diagram



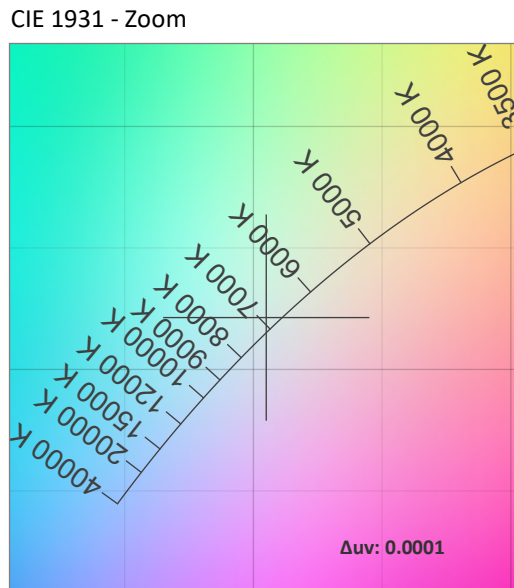
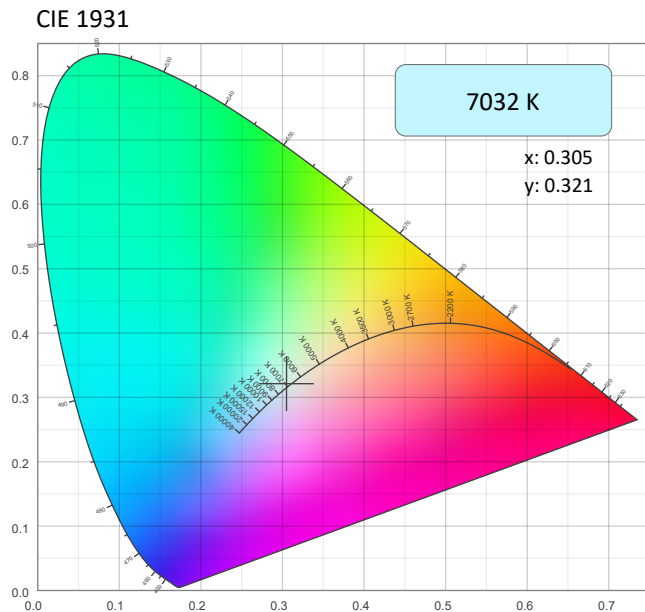
ISO Lux Diagram



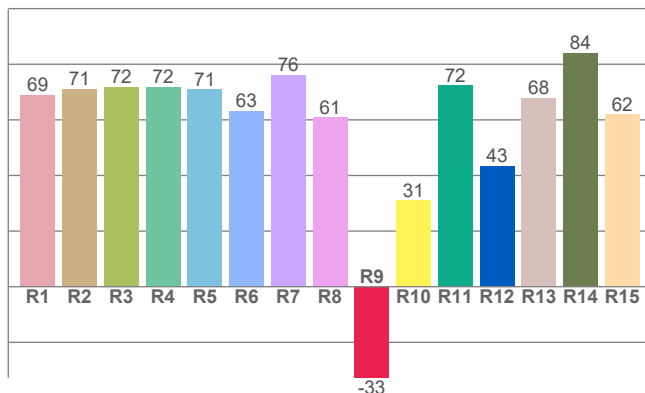
Photometric & Chromaticity Report

Maverick Force 3 Profile V2: 50% Zoom - Full Power - TV35 - Stable

Chromaticity



CRI: 69.3 (R1-R8)

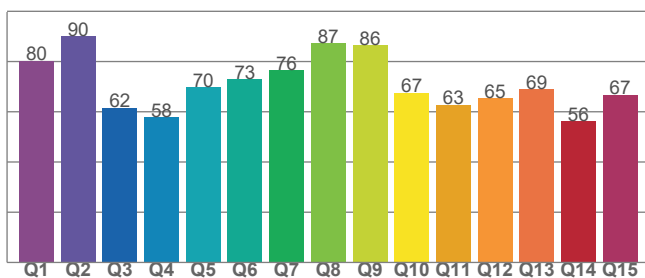


Color Parameters

Color Temperature	Color Coordinate CIE 1931	Color Coordinate CIE 1931
CCT	x	y
7032 K	0.305	0.321

Color Deviation from Black Body Curve	Color Coordinate CIE 1964	Color Coordinate CIE 1964
Δuv	y	u
0.0001	0.321	0.195

CQS: 69.5



Color Rendering Index	Red Component	Color Quality Scale
CRI	CRI - R9	CQS
69.3	-32.7	69.5

Television Lighting Consistency Index	Color Fidelity	Color Gamut
TLCI	TM30 - Rf	TM30 Rg
47	69.9	95.2

Photometric & Chromaticity Report

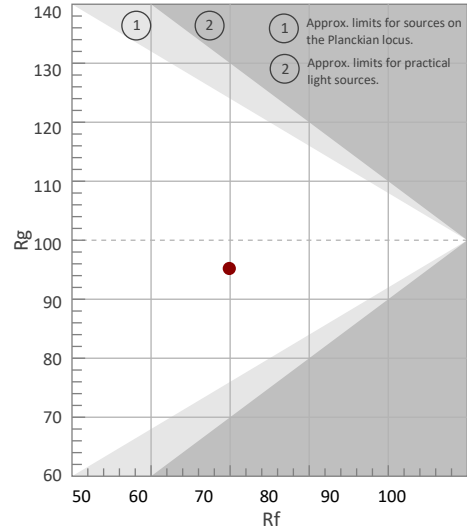
Maverick Force 3 Profile V2: 50% Zoom - Full Power - TV35 - Stable

TM-30 Details

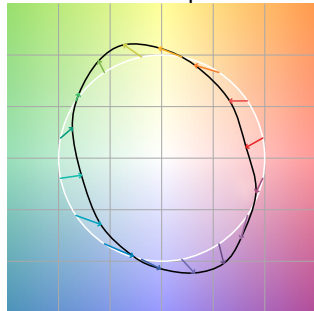
Rf 69.9
Fidelity Index
(Rg)

Rg 95.2
Gammut Index (Rg)

Hue Bin	Rf	Graphic shifts (%)	
		Chroma	Hue
1	67	-18%	-6%
2	70	-14%	9%
3	63	-7%	23%
4	62	4%	23%
5	68	15%	14%
6	80	12%	-1%
7	89	1%	-7%
8	75	-9%	-12%
9	76	-20%	1%
10	64	-15%	21%
11	40	-6%	30%
12	66	5%	19%
13	79	15%	9%
14	77	18%	-7%
15	70	7%	-22%
16	75	-4%	-15%



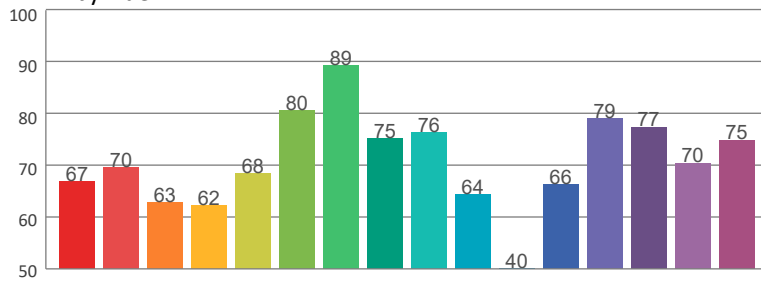
Color Vector Graphic



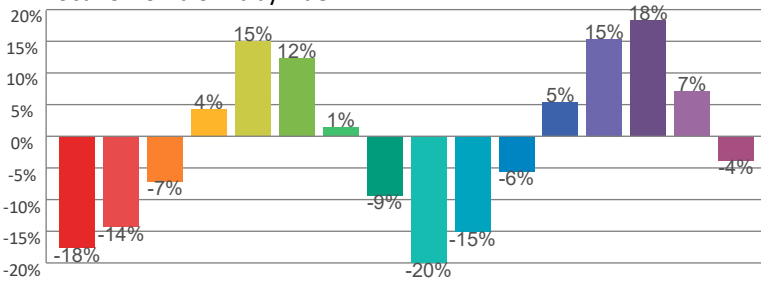
Color Distortion Graphic



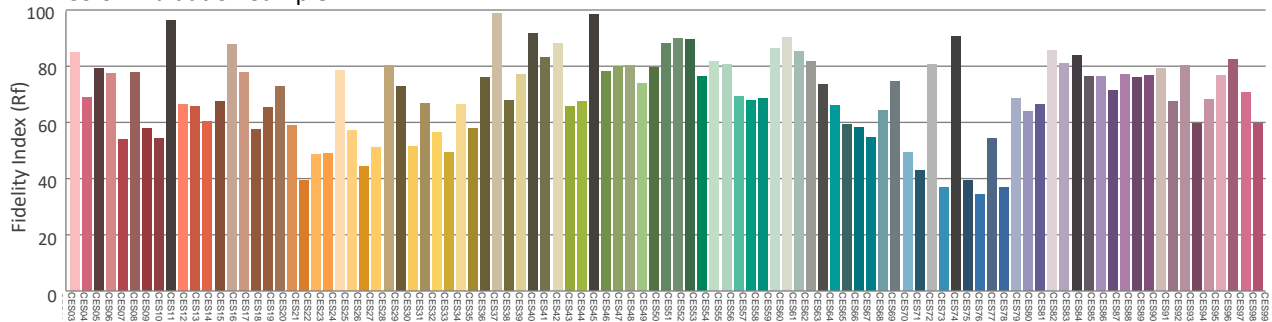
Rf by Hue



Local Chroma Shift by Hue



Color Evaluation Sample



Photometric & Chromaticity Report

Maverick Force 3 Profile V2: 50% Zoom - Full Power - CRI

Report Summary

Measurements

Fixture Output: 29225 lm
Fixture Peak: 400315 cd
Fixture Efficacy: n/a lm/W
Intensity @ 5m: 16013 lux
Color Temperature: 6524 K
CRI: 89.7 CRI R9 Value: 46.2
CQS: 87.0
TLCI: 70
TM-30 Rf: 85.6
TM-30 Rg: 105.6
Beam Angle (50%): 17°
Field Angle (10%): 19.9°
Cutoff Angle (3%): 21.8°

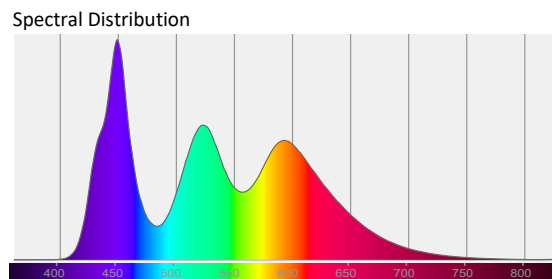
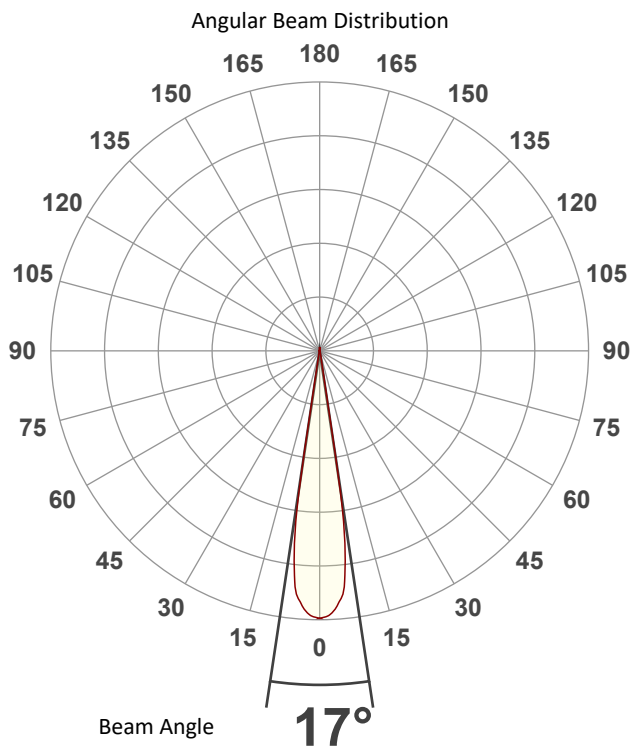


Conditions

AC Supply: 117 V, 60.1 Hz
Power: n/a W
Current: 0.000 A
Power Factor: n/a

This data sheet conforms to American National Standard E1.9 – 2007 (R2017). All data was measured and calculated by a Viso Systems LabSpion Goniometer at the Chauvet PD Optics Laboratory in Sunrise, FL on 4/17/2023 to LM-63-2002 Standards.

Overall Measurement



Tested Color (CIE 1931):
X: 0.315
Y: 0.310

Light Quality
CRI: 89.7

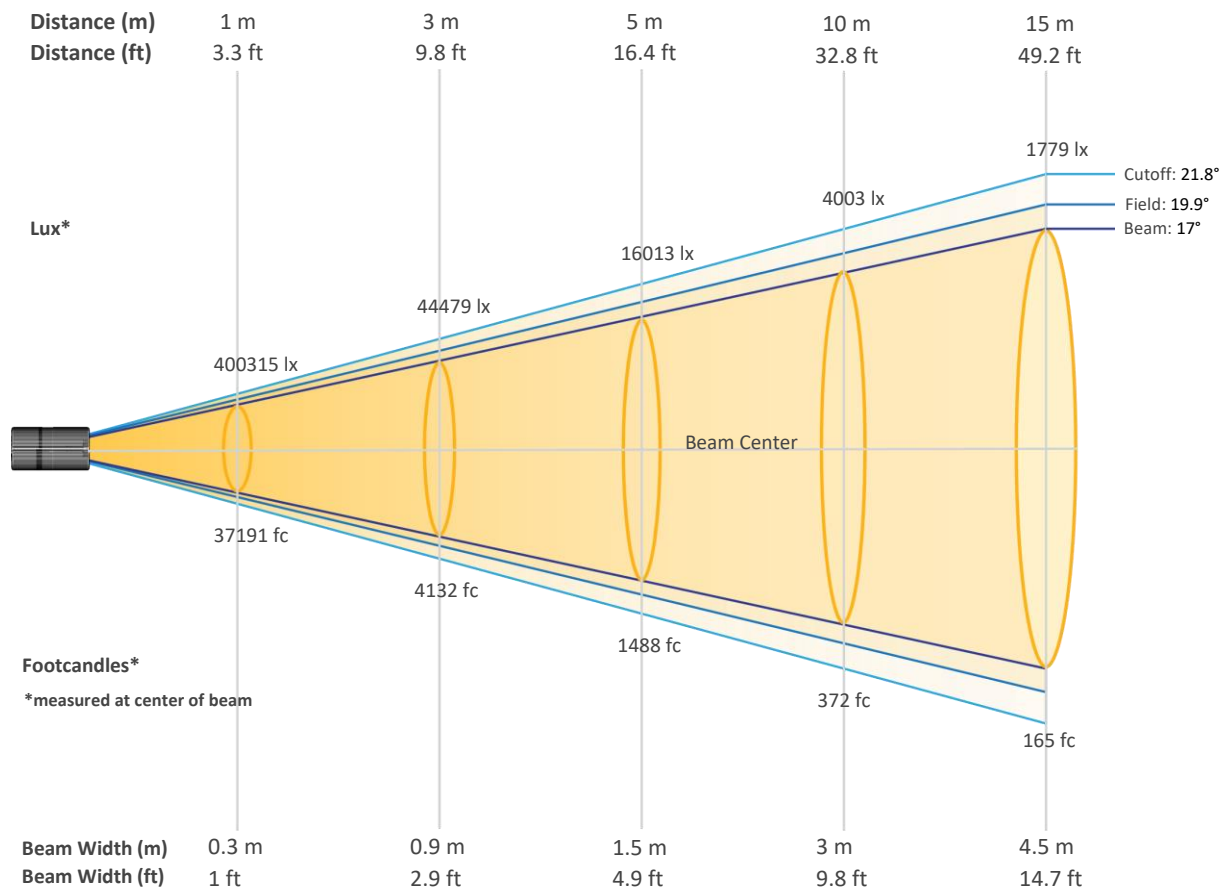
Color Temperature
6524 K



Photometric & Chromaticity Report

Maverick Force 3 Profile V2: 50% Zoom - Full Power - CRI

Beam Details

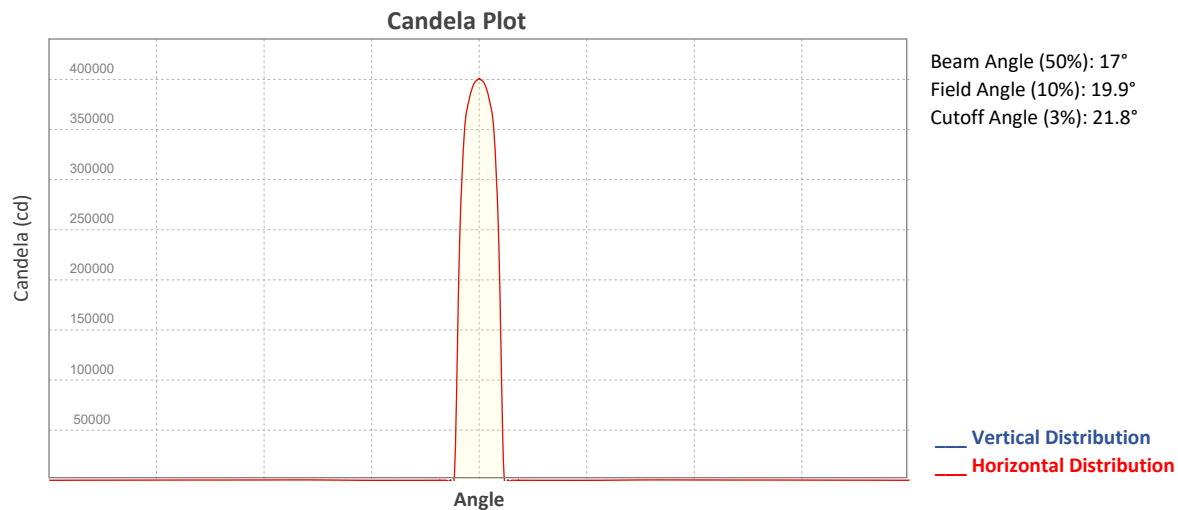


Beam Intensities from 1-20m (3.3-65.6ft)

Distance	1m	2m	3m	4m	5m	6m	7m	8m	9m	10m
Lux	400315	100079	44479	25020	16013	11120	8170	6255	4942	4003
Distance	11m	12m	13m	14m	15m	16m	17m	18m	19m	20m
Lux	3308	2780	2369	2042	1779	1564	1385	1236	1109	1001
Distance	3.3ft	6.6ft	9.8ft	13.1ft	16.4ft	19.7ft	23ft	26.2ft	29.5ft	32.8ft
FC	37191	9298	4132	2324	1488	1033	759	581	459	372
Distance	36.1ft	39.4ft	42.7ft	45.9ft	49.2ft	52.5ft	55.8ft	59.1ft	62.3ft	65.6ft
FC	307	258	220	190	165	145	129	115	103	93

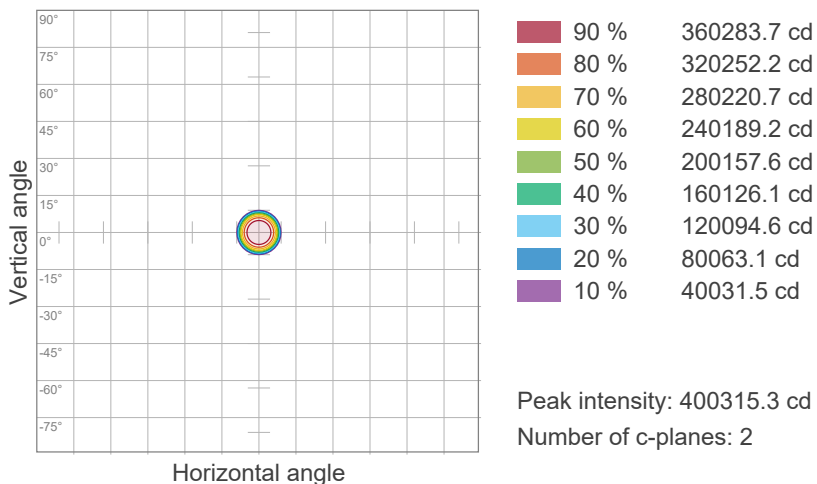
Photometric & Chromaticity Report

Maverick Force 3 Profile V2: 50% Zoom - Full Power - CRI

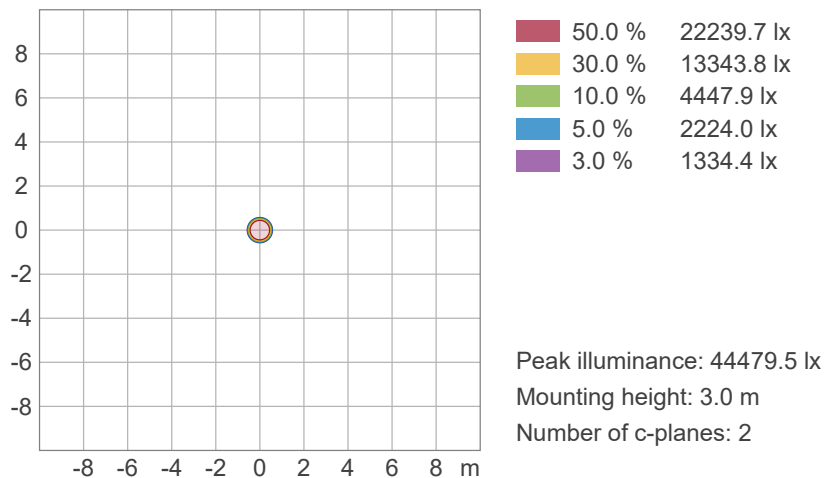


ISO Diagrams

ISO Candela Diagram



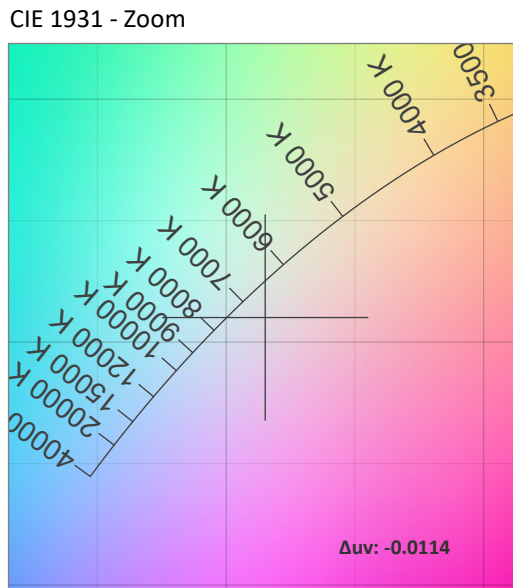
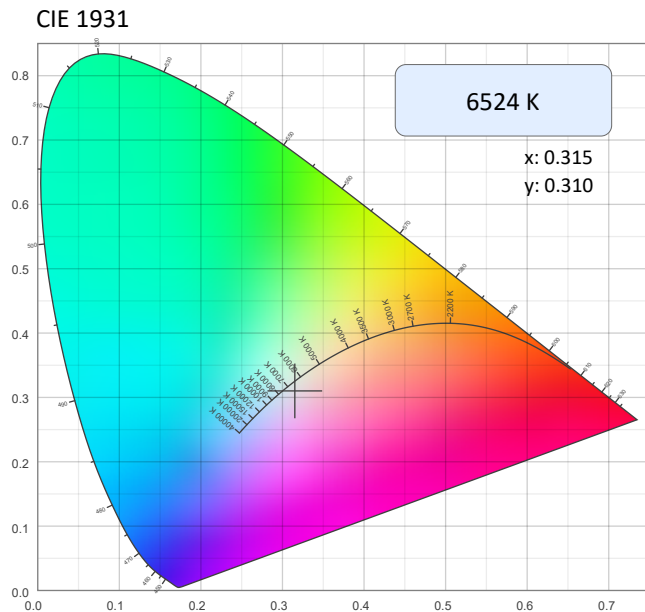
ISO Lux Diagram



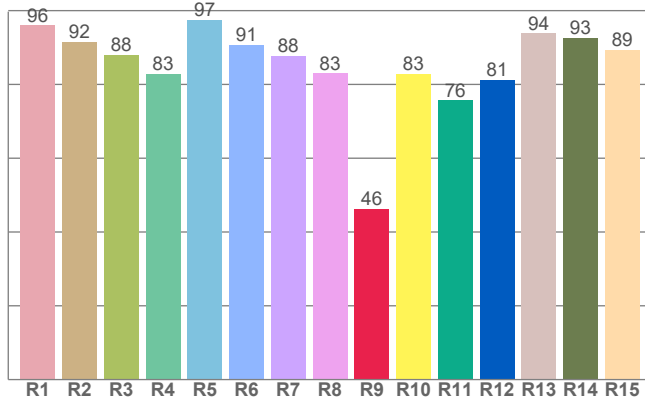
Photometric & Chromaticity Report

Maverick Force 3 Profile V2: 50% Zoom - Full Power - CRI

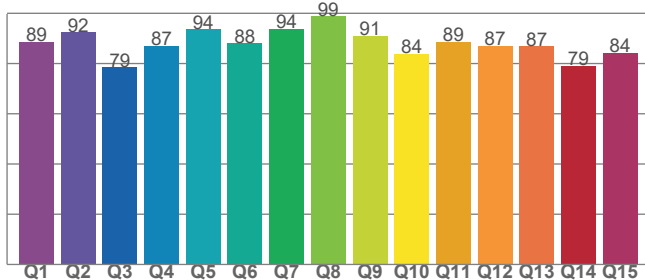
Chromaticity



CRI: 89.7 (R1-R8)



CQS: 87.0



Color Parameters

Color Temperature	Color Coordinate CIE 1931	Color Coordinate CIE 1931
CCT	x	y
6524 K	0.315	0.310

Color Deviation from Black Body Curve	Color Coordinate CIE 1964	Color Coordinate CIE 1964
Δuv	y	u
-0.0114	0.310	0.207

Color Rendering Index	Red Component	Color Quality Scale
CRI	CRI - R9	CQS
89.7	46.2	87.0

Television Lighting Consistency Index	Color Fidelity	Color Gamut
TLCI	TM30 - Rf	TM30 Rg
70	85.6	105.6

Photometric & Chromaticity Report

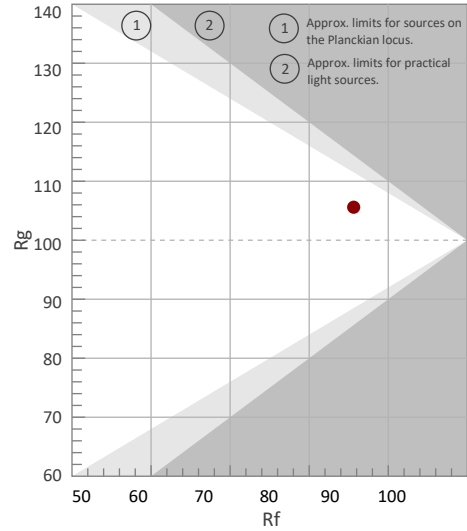
Maverick Force 3 Profile V2: 50% Zoom - Full Power - CRI

TM-30 Details

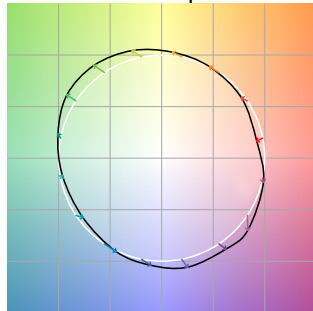
Rf 85.6
Fidelity Index (Rg)

Rg 105.6
Gammut Index (Rg)

Hue Bin	R _f	Graphic shifts (%)	
		Chroma	Hue
1	87	-6%	-2%
2	89	-3%	6%
3	82	0%	11%
4	84	3%	10%
5	83	8%	8%
6	83	11%	5%
7	85	10%	0%
8	91	3%	-4%
9	93	-2%	-2%
10	89	-5%	5%
11	76	0%	14%
12	84	4%	10%
13	88	9%	4%
14	86	8%	3%
15	84	8%	-12%
16	92	1%	-3%



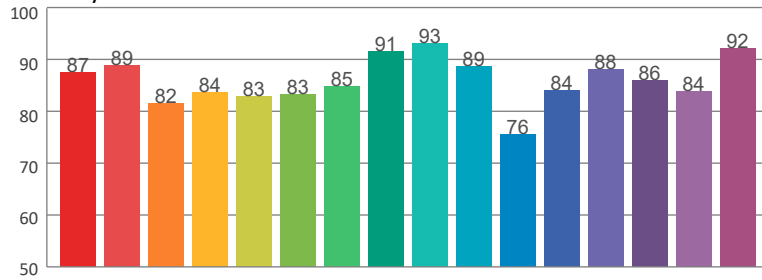
Color Vector Graphic



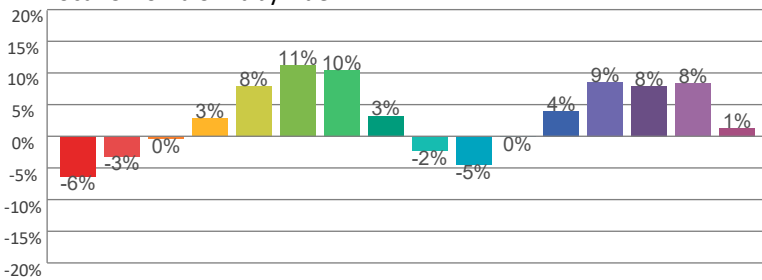
Color Distortion Graphic



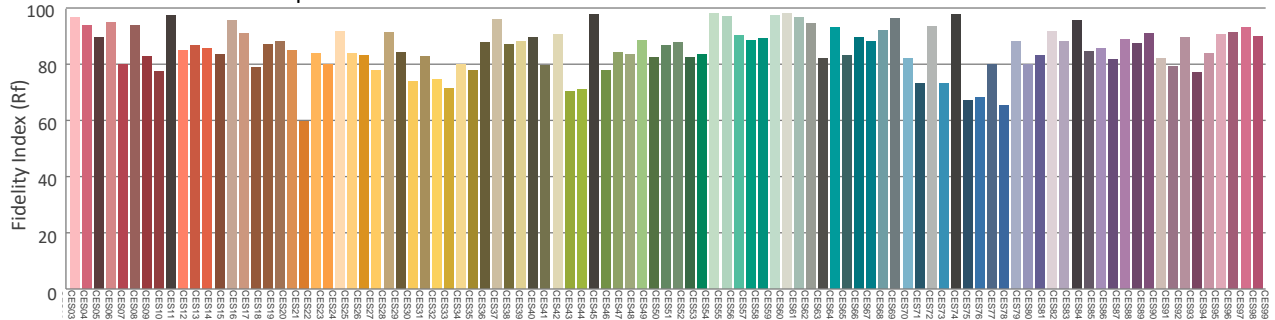
Rf by Hue



Local Chroma Shift by Hue



Color Evaluation Sample



Photometric & Chromaticity Report

Maverick Force 3 Profile V2: 50% Zoom - Full Power - CRI - Auto

Report Summary

Measurements

Fixture Output: 28846 lm
Fixture Peak: 395998 cd
Fixture Efficacy: n/a lm/W
Intensity @ 5m: 15840 lux
Color Temperature: 6571 K
CRI: 89.8 CRI R9 Value: 47.2
CQS: 87.2
TLCI: 71
TM-30 Rf: 85.9
TM-30 Rg: 105.4
Beam Angle (50%): 16.8°
Field Angle (10%): 20.2°
Cutoff Angle (3%): 21°

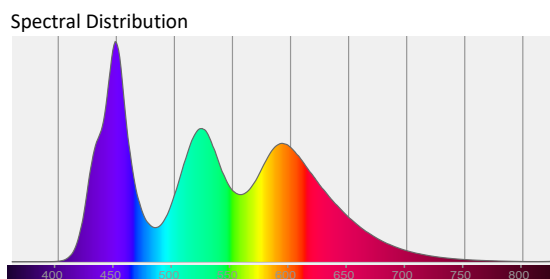
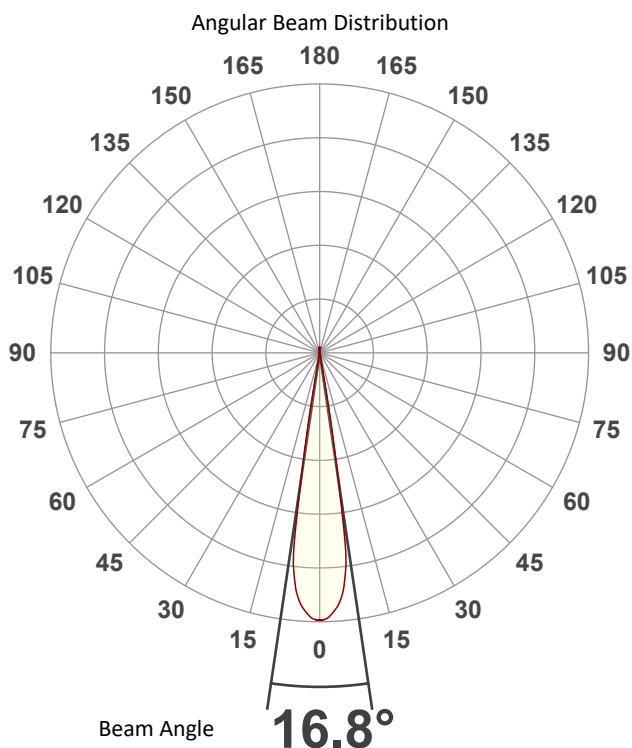


Conditions

AC Supply: 117 V, 60 Hz
Power: n/a W
Current: 0.000 A
Power Factor: n/a

This data sheet conforms to American National Standard E1.9 – 2007 (R2017). All data was measured and calculated by a Viso Systems LabSpion Goniometer at the Chauvet PD Optics Laboratory in Sunrise, FL on 4/17/2023 to LM-63-2002 Standards.


Overall Measurement



Tested Color (CIE 1931):

X: 0.315

Y: 0.309



Light Quality

CRI: 89.8

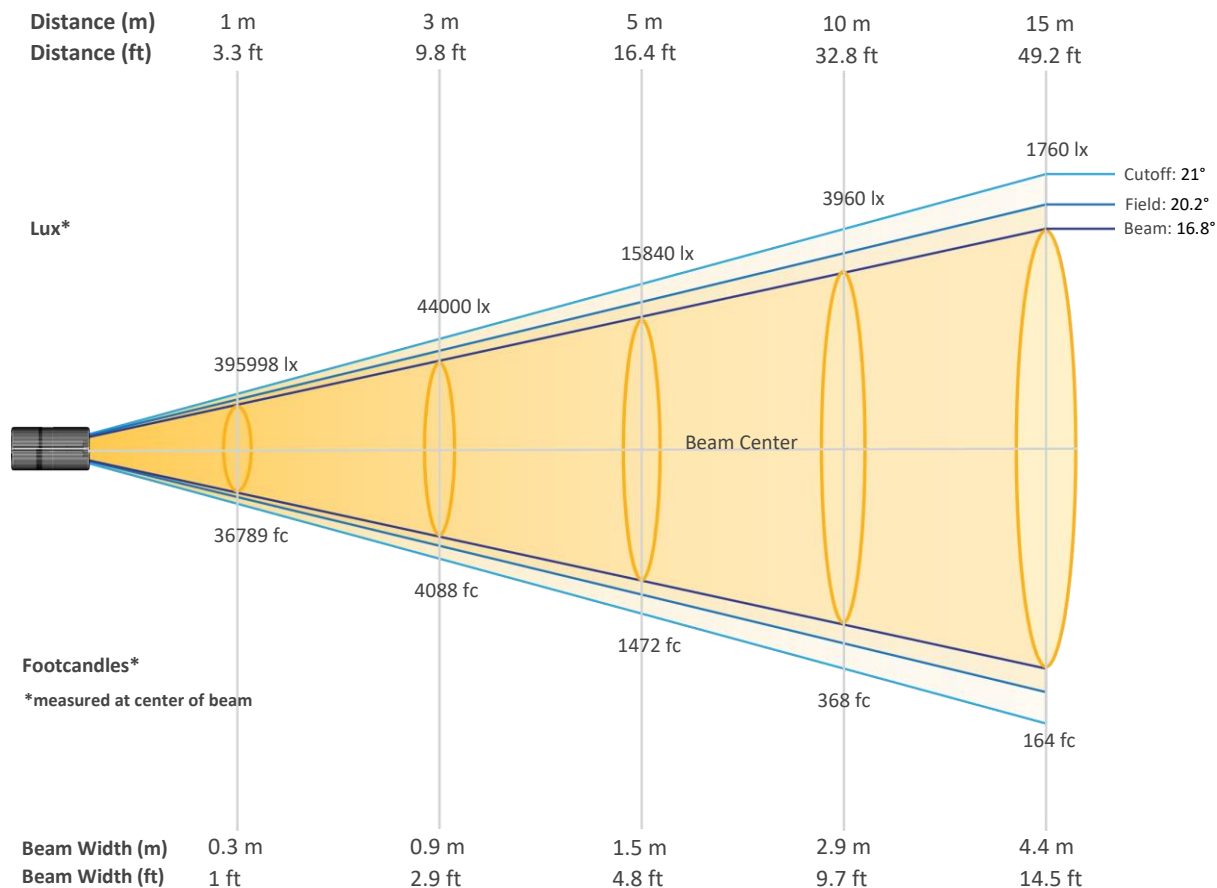
Color Temperature

6571 K

Photometric & Chromaticity Report

Maverick Force 3 Profile V2: 50% Zoom - Full Power - CRI - Auto

Beam Details

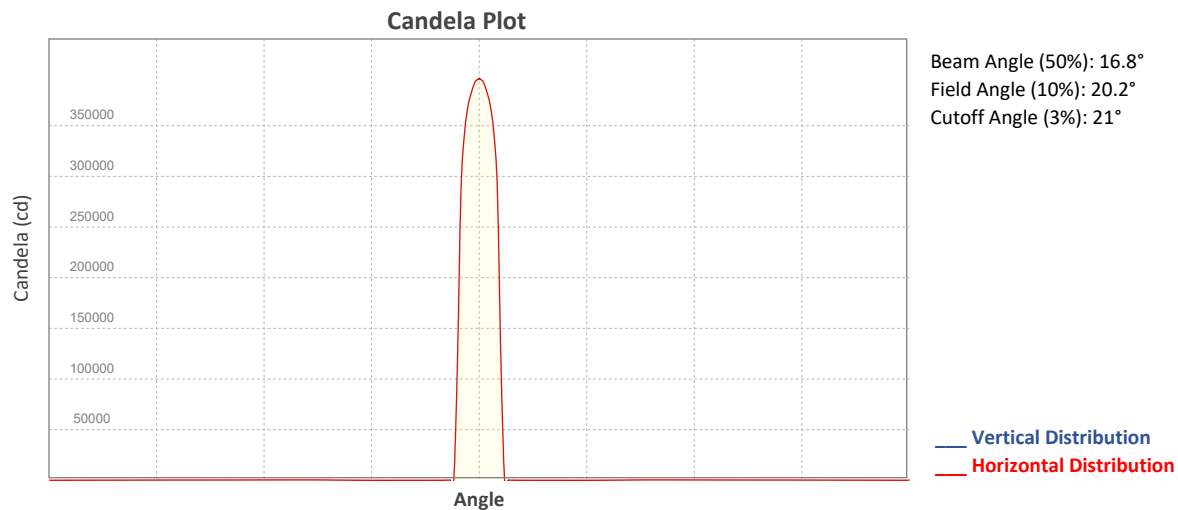


Beam Intensities from 1-20m (3.3-65.6ft)

Distance	1m	2m	3m	4m	5m	6m	7m	8m	9m	10m
Lux	395998	98999	44000	24750	15840	11000	8082	6187	4889	3960
Distance	11m	12m	13m	14m	15m	16m	17m	18m	19m	20m
Lux	3273	2750	2343	2020	1760	1547	1370	1222	1097	990
Distance	3.3ft	6.6ft	9.8ft	13.1ft	16.4ft	19.7ft	23ft	26.2ft	29.5ft	32.8ft
FC	36789	9197	4088	2299	1472	1022	751	575	454	368
Distance	36.1ft	39.4ft	42.7ft	45.9ft	49.2ft	52.5ft	55.8ft	59.1ft	62.3ft	65.6ft
FC	304	255	218	188	164	144	127	114	102	92

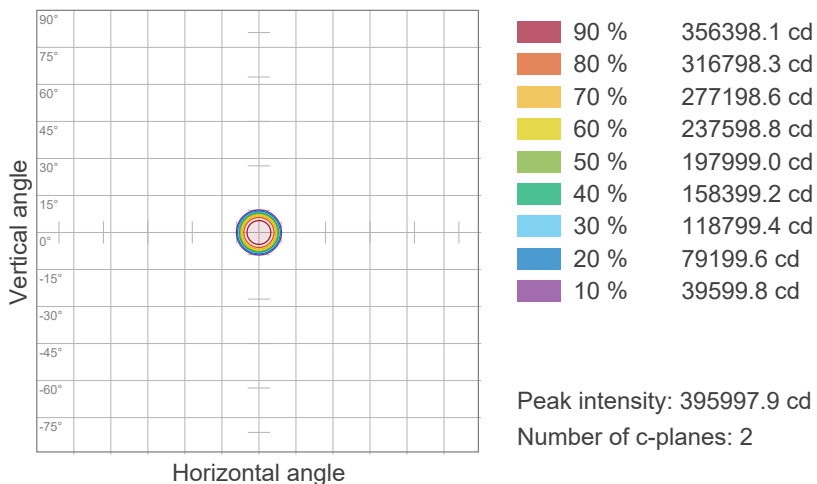
Photometric & Chromaticity Report

Maverick Force 3 Profile V2: 50% Zoom - Full Power - CRI - Auto

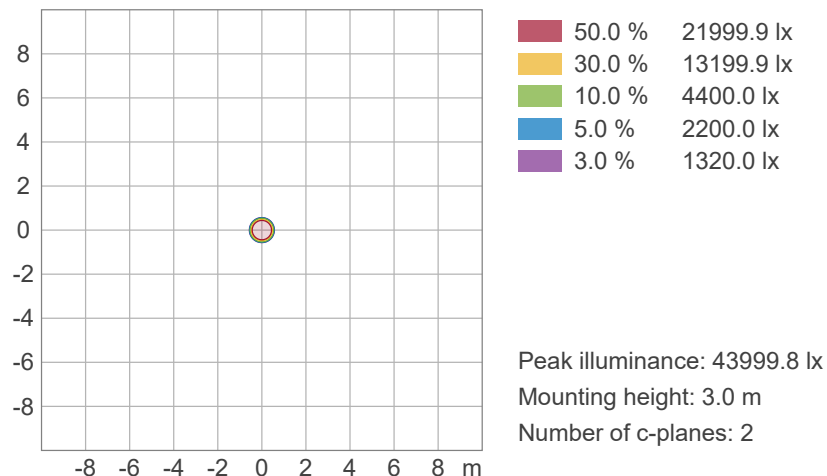


ISO Diagrams

ISO Candela Diagram



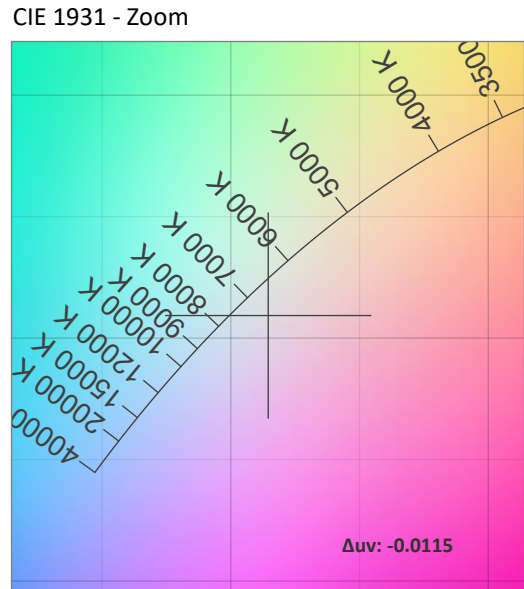
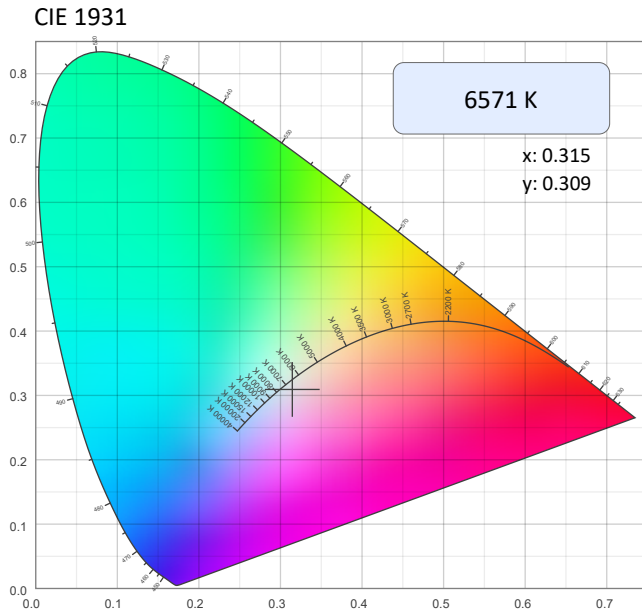
ISO Lux Diagram



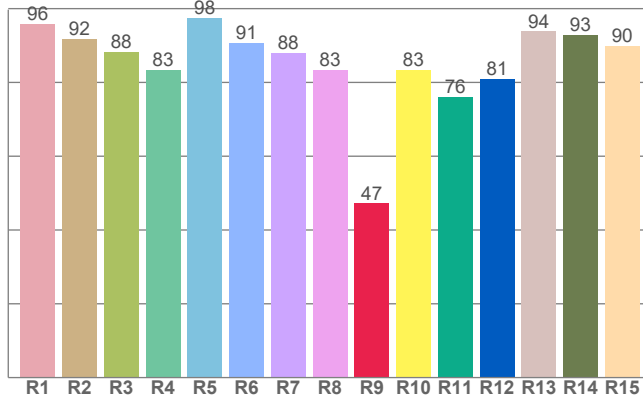
Photometric & Chromaticity Report

Maverick Force 3 Profile V2: 50% Zoom - Full Power - CRI - Auto

Chromaticity



CRI: 89.8 (R1-R8)

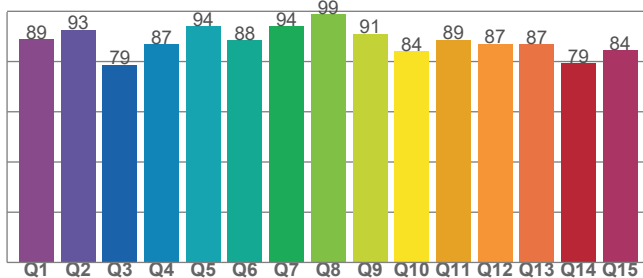


Color Parameters

Color Temperature	Color Coordinate CIE 1931	Color Coordinate CIE 1931
CCT	x	y
6571 K	0.315	0.309

Color Deviation from Black Body Curve	Color Coordinate CIE 1964	Color Coordinate CIE 1964
Δuv	y	u
-0.0115	0.309	0.207

CQS: 87.2



Color Rendering Index	Red Component	Color Quality Scale
CRI	CRI - R9	CQS
89.8	47.2	87.2

Television Lighting Consistency Index	Color Fidelity	Color Gamut
TLCI	TM30 - Rf	TM30 Rg
71	85.9	105.4

Photometric & Chromaticity Report

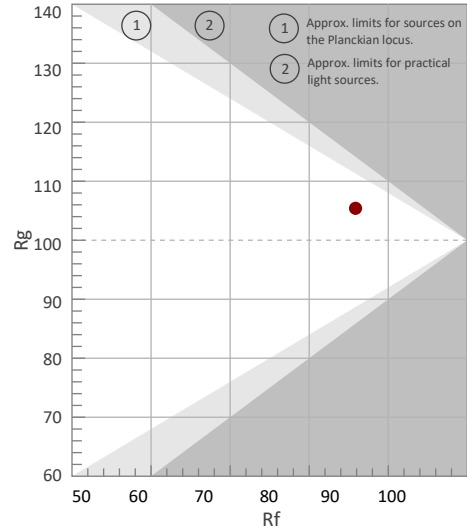
Maverick Force 3 Profile V2: 50% Zoom - Full Power - CRI - Auto

TM-30 Details

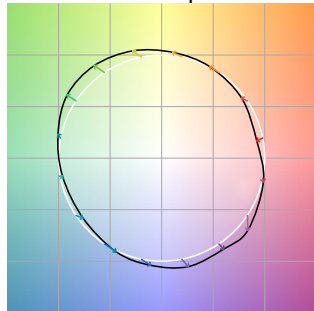
Rf 85.9
Fidelity Index (Rg)

Rg 105.4
Gammut Index (Rg)

Hue Bin	R _f	Graphic shifts (%)	
		Chroma	Hue
1	88	-6%	-2%
2	87	-3%	5%
3	84	0%	11%
4	84	3%	9%
5	83	8%	7%
6	84	11%	5%
7	85	10%	0%
8	92	3%	-3%
9	93	-2%	-2%
10	88	-4%	6%
11	76	0%	13%
12	84	4%	10%
13	87	8%	5%
14	88	7%	1%
15	84	8%	-12%
16	92	1%	-3%



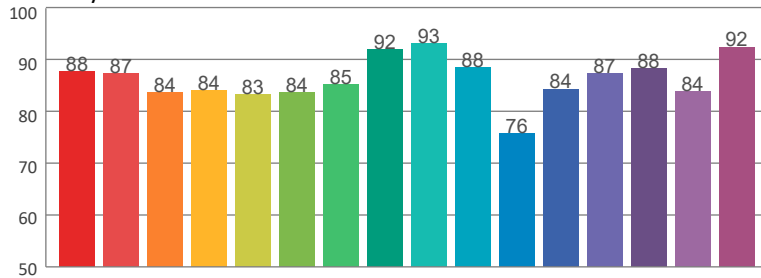
Color Vector Graphic



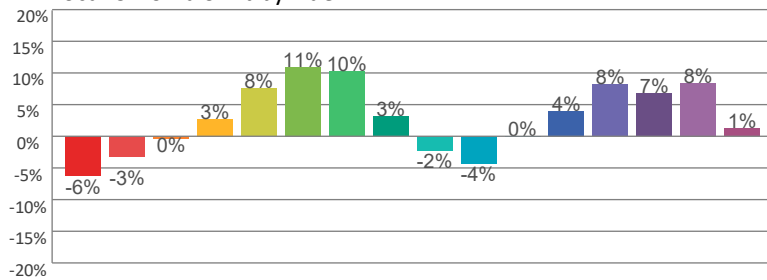
Color Distortion Graphic



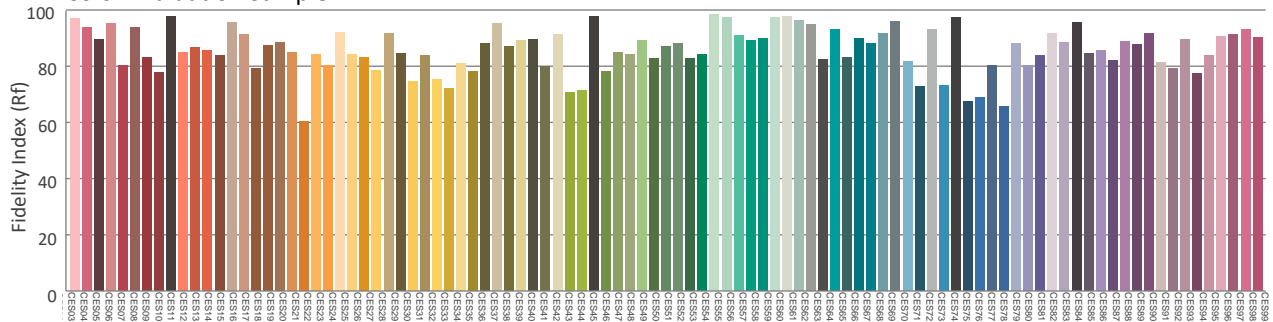
R_f by Hue



Local Chroma Shift by Hue



Color Evaluation Sample



Photometric & Chromaticity Report

Maverick Force 3 Profile V2: 50% Zoom - Full Power - CRI - ECO

Report Summary

Measurements

Fixture Output: 26764 lm
Fixture Peak: 369999 cd
Fixture Efficacy: n/a lm/W
Intensity @ 5m: 14800 lux
Color Temperature: 6484 K
CRI: 89.7 CRI R9 Value: 45.0
CQS: 87.0
TLCI: 70
TM-30 Rf: 85.6
TM-30 Rg: 105.6
Beam Angle (50%): 16.3°
Field Angle (10%): 20.6°
Cutoff Angle (3%): 22.1°

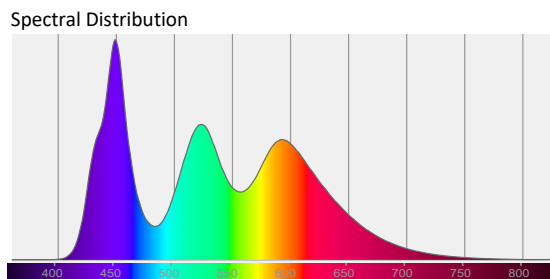
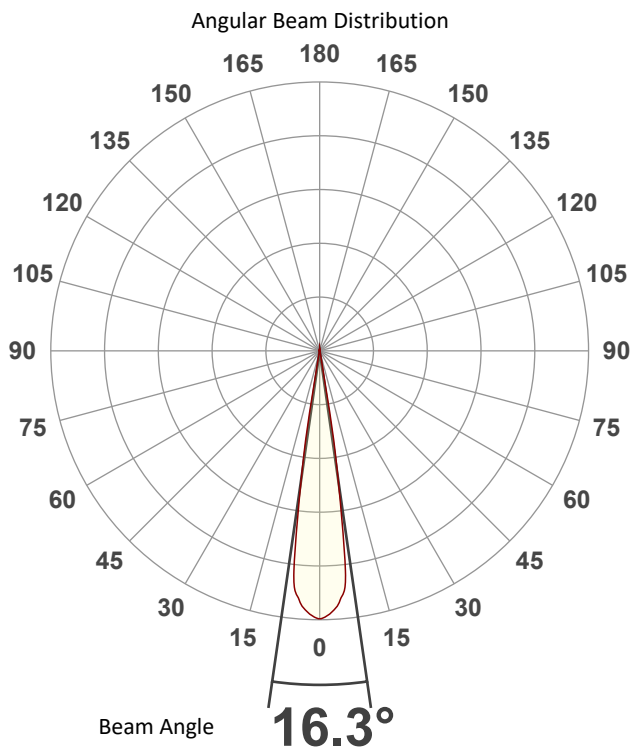


Conditions

AC Supply: 117 V, 60 Hz
Power: n/a W
Current: 0.000 A
Power Factor: n/a

This data sheet conforms to American National Standard E1.9 – 2007 (R2017). All data was measured and calculated by a Viso Systems LabSpion Goniometer at the Chauvet PD Optics Laboratory in Sunrise, FL on 4/17/2023 to LM-63-2002 Standards.


Overall Measurement



Tested Color (CIE 1931):

X: 0.316

Y: 0.311



Light Quality

CRI: 89.7

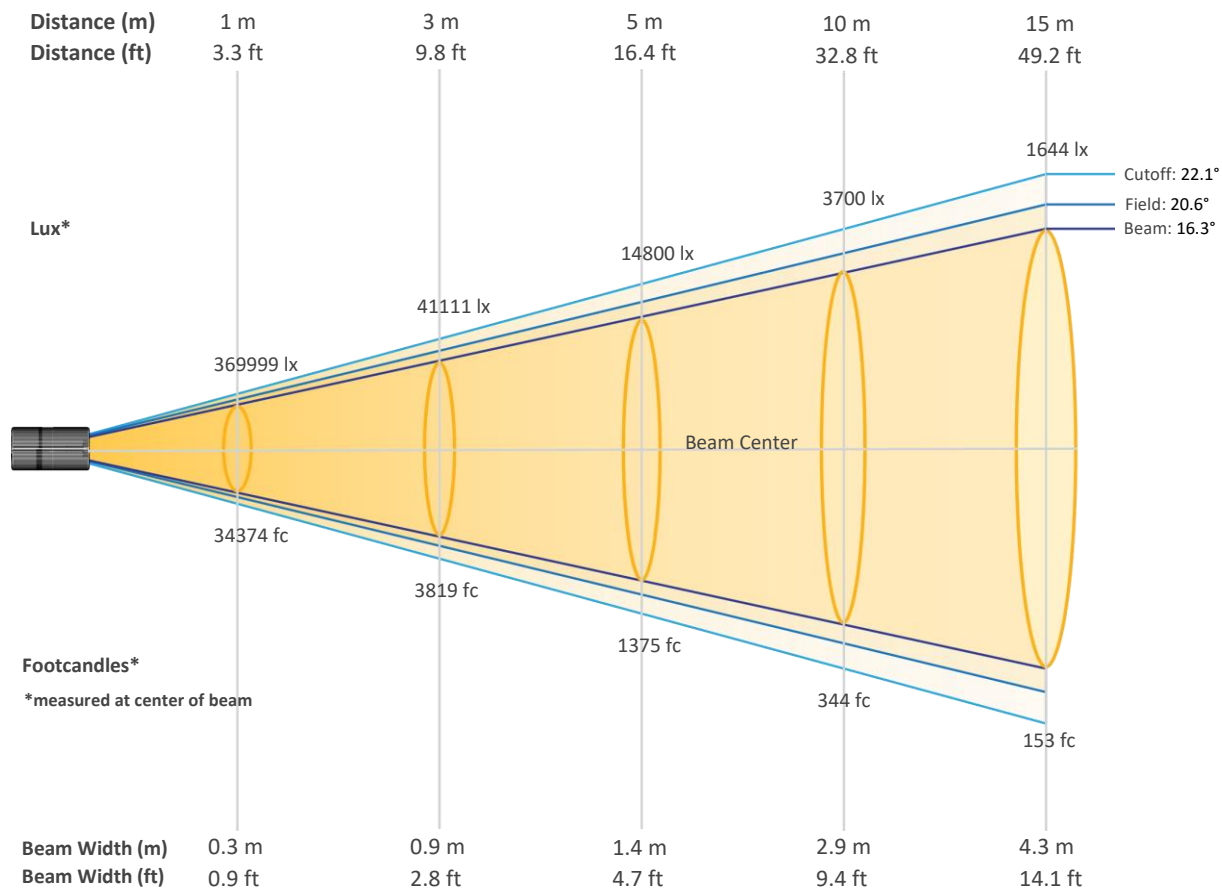
Color Temperature

6484 K

Photometric & Chromaticity Report

Maverick Force 3 Profile V2: 50% Zoom - Full Power - CRI - ECO

Beam Details

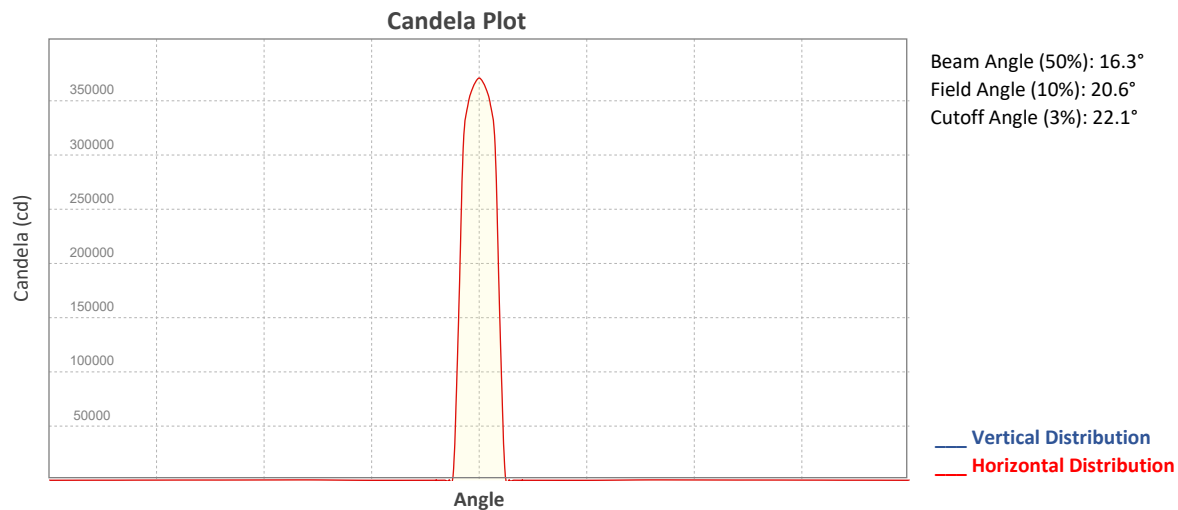


Beam Intensities from 1-20m (3.3-65.6ft)

Distance	1m	2m	3m	4m	5m	6m	7m	8m	9m	10m
Lux	369999	92500	41111	23125	14800	10278	7551	5781	4568	3700
Distance	11m	12m	13m	14m	15m	16m	17m	18m	19m	20m
Lux	3058	2569	2189	1888	1644	1445	1280	1142	1025	925
Distance	3.3ft	6.6ft	9.8ft	13.1ft	16.4ft	19.7ft	23ft	26.2ft	29.5ft	32.8ft
FC	34374	8593	3819	2148	1375	955	702	537	424	344
Distance	36.1ft	39.4ft	42.7ft	45.9ft	49.2ft	52.5ft	55.8ft	59.1ft	62.3ft	65.6ft
FC	284	239	203	175	153	134	119	106	95	86

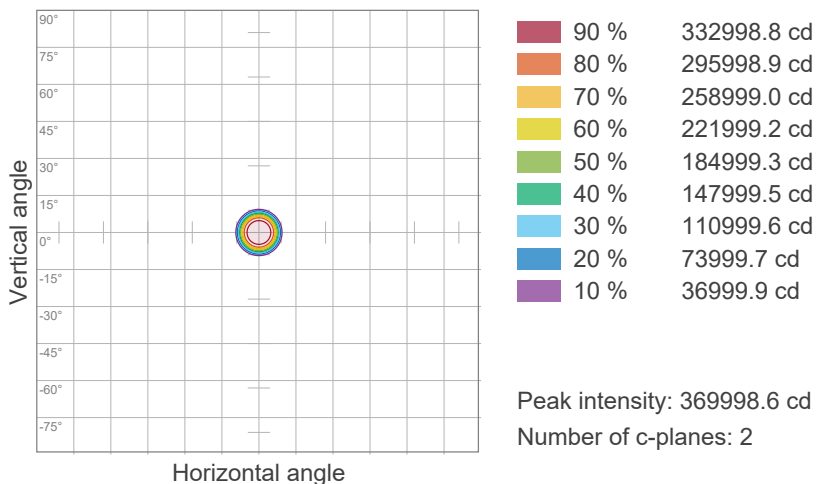
Photometric & Chromaticity Report

Maverick Force 3 Profile V2: 50% Zoom - Full Power - CRI - ECO

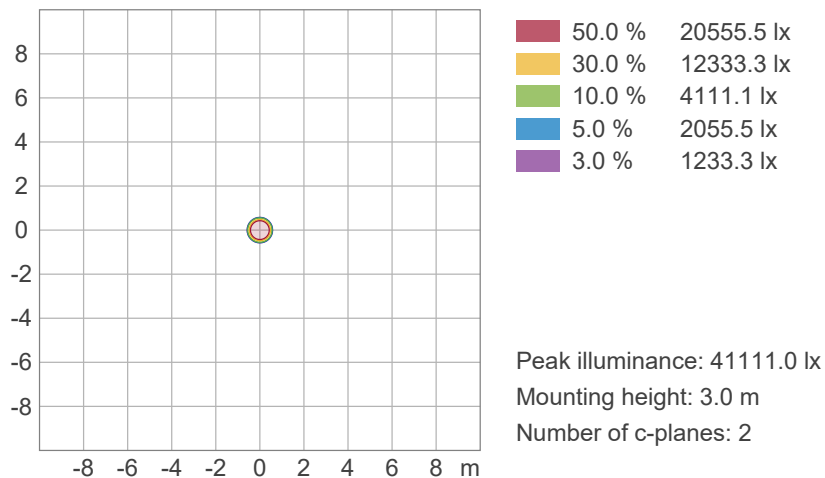


ISO Diagrams

ISO Candela Diagram



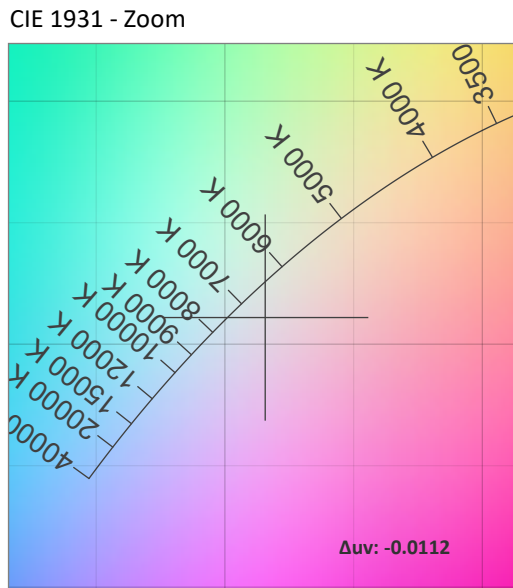
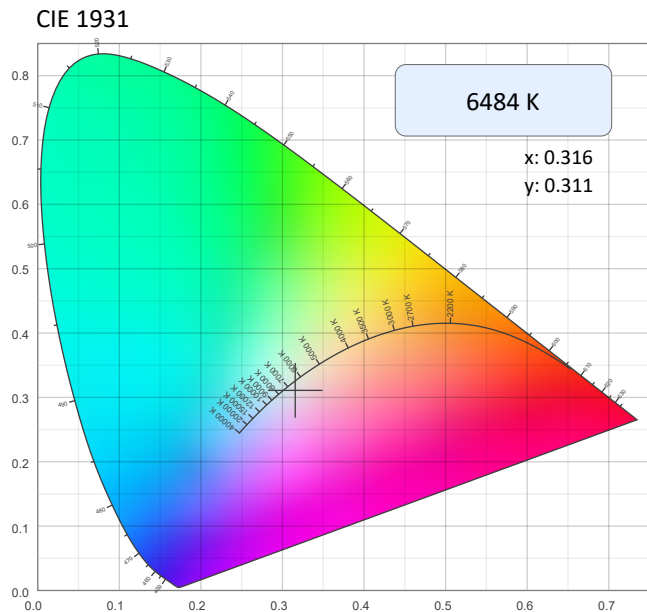
ISO Lux Diagram



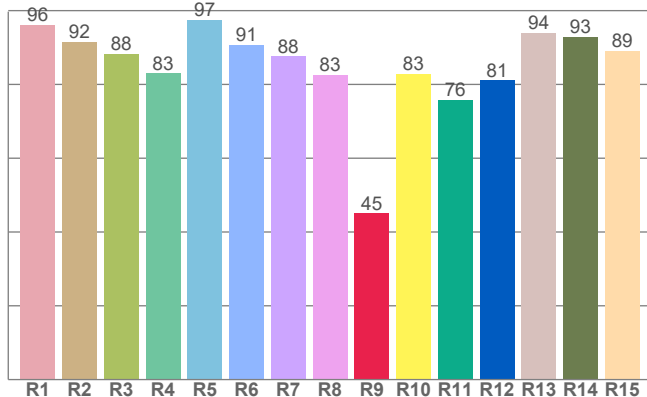
Photometric & Chromaticity Report

Maverick Force 3 Profile V2: 50% Zoom - Full Power - CRI - ECO

Chromaticity



CRI: 89.7 (R1-R8)

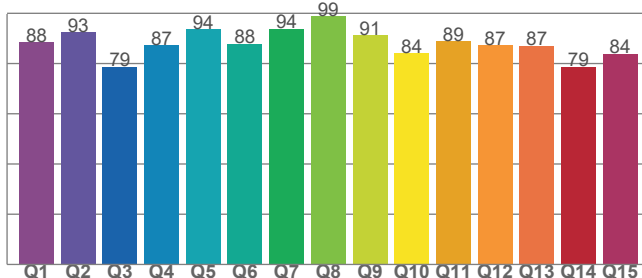


Color Parameters

Color Temperature	Color Coordinate CIE 1931	Color Coordinate CIE 1931
CCT	x	y
6484 K	0.316	0.311

Color Deviation from Black Body Curve	Color Coordinate CIE 1964	Color Coordinate CIE 1964
Δuv	y	u
-0.0112	0.311	0.207

CQS: 87.0



Color Rendering Index	Red Component	Color Quality Scale
CRI	CRI - R9	CQS
89.7	45.0	87.0

Television Lighting Consistency Index	Color Fidelity	Color Gamut
TLCI	TM30 - Rf	TM30 Rg
70	85.6	105.6

Photometric & Chromaticity Report

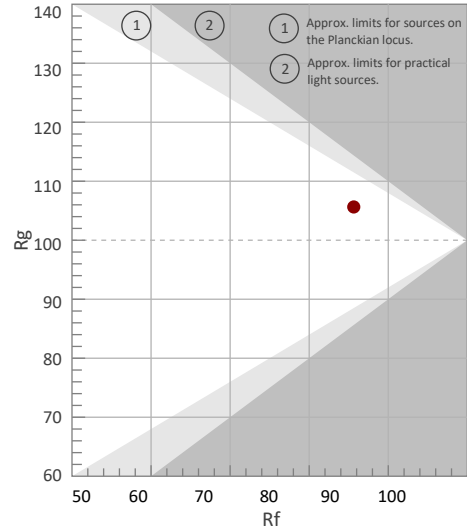
Maverick Force 3 Profile V2: 50% Zoom - Full Power - CRI - ECO

TM-30 Details

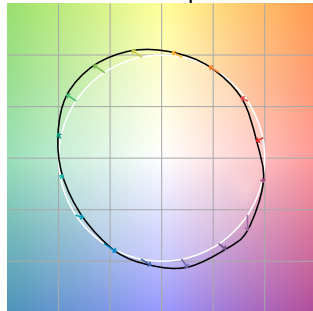
Rf 85.6
Fidelity Index (Rg)

Rg 105.6
Gammut Index (Rg)

Hue Bin	R _f	Graphic shifts (%)	
		Chroma	Hue
1	87	-6%	-2%
2	89	-3%	6%
3	82	-1%	11%
4	84	3%	10%
5	83	8%	7%
6	83	11%	5%
7	85	10%	0%
8	91	3%	-4%
9	93	-2%	-2%
10	87	-5%	5%
11	78	0%	13%
12	84	4%	10%
13	88	9%	4%
14	86	8%	3%
15	84	8%	-12%
16	92	1%	-3%



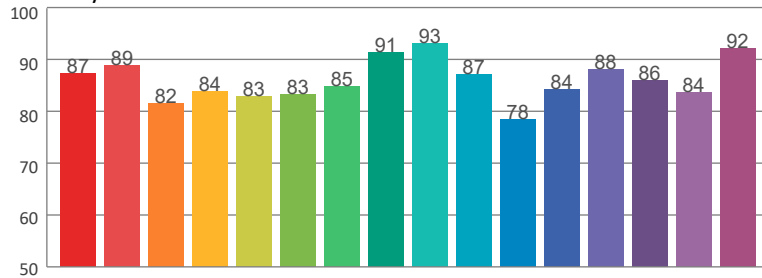
Color Vector Graphic



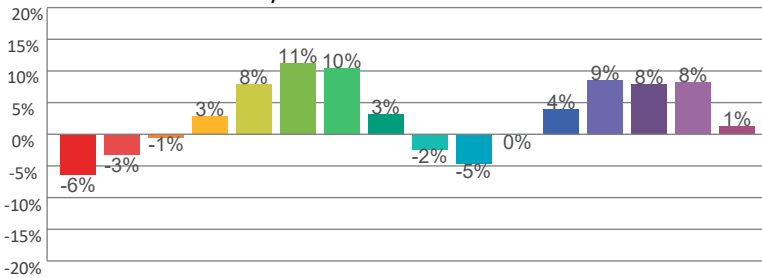
Color Distortion Graphic



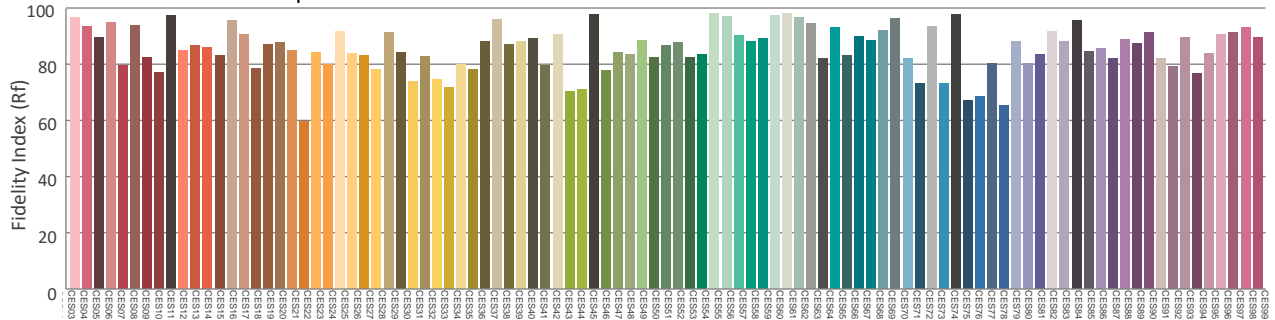
R_f by Hue



Local Chroma Shift by Hue



Color Evaluation Sample



Photometric & Chromaticity Report

Maverick Force 3 Profile V2: 50% Zoom- Full Power - CRI - TV25

Report Summary

Measurements

Fixture Output: 19749 lm
Fixture Peak: 270447 cd
Fixture Efficacy: n/a lm/W
Intensity @ 5m: 10818 lux
Color Temperature: 6343 K
CRI: 89.0 CRI R9 Value: 40.3
CQS: 86.6
TLCI: 67
TM-30 Rf: 85.0
TM-30 Rg: 105.7
Beam Angle (50%): 16.7°
Field Angle (10%): 20.1°
Cutoff Angle (3%): 21.1°

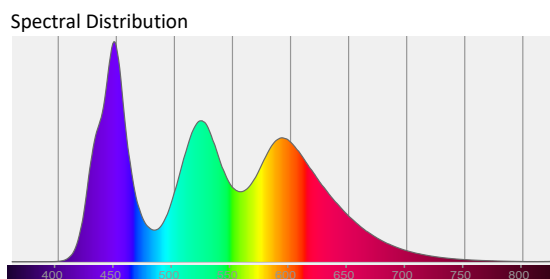
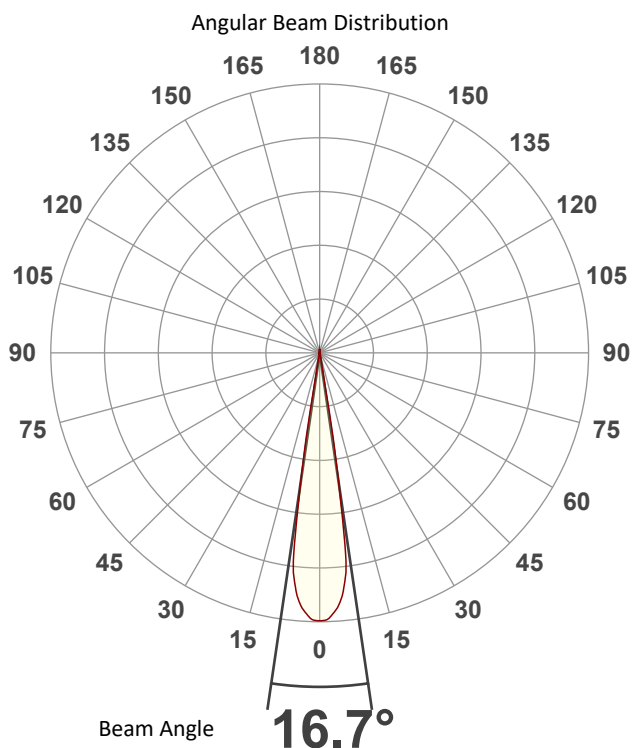


Conditions

AC Supply: 118 V, 60 Hz
Power: n/a W
Current: 0.000 A
Power Factor: n/a

This data sheet conforms to American National Standard E1.9 – 2007 (R2017). All data was measured and calculated by a Viso Systems LabSpion Goniometer at the Chauvet PD Optics Laboratory in Sunrise, FL on 4/17/2023 to LM-63-2002 Standards.


Overall Measurement



Tested Color (CIE 1931):

X: 0.317

Y: 0.315



Light Quality

CRI: 89.0

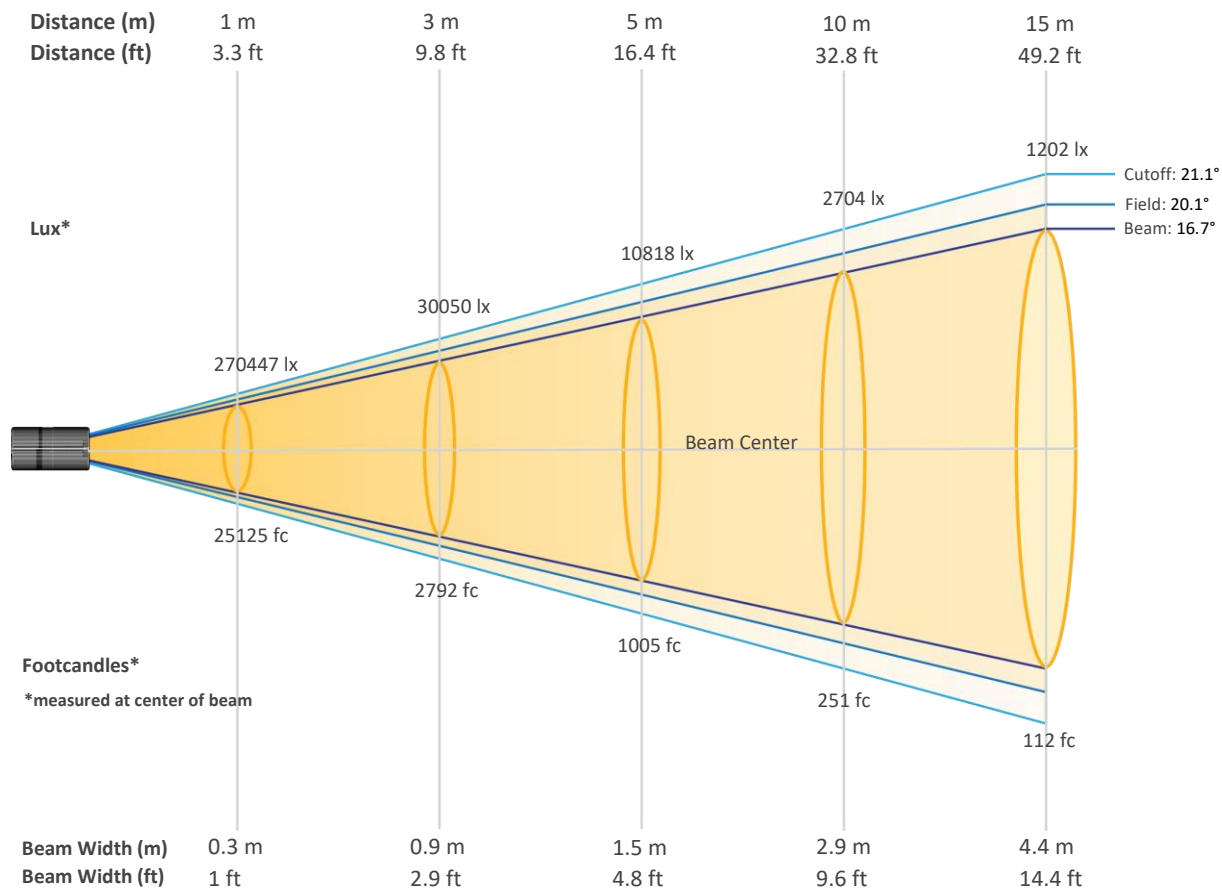
Color Temperature

6343 K

Photometric & Chromaticity Report

Maverick Force 3 Profile V2: 50% Zoom- Full Power - CRI - TV25

Beam Details

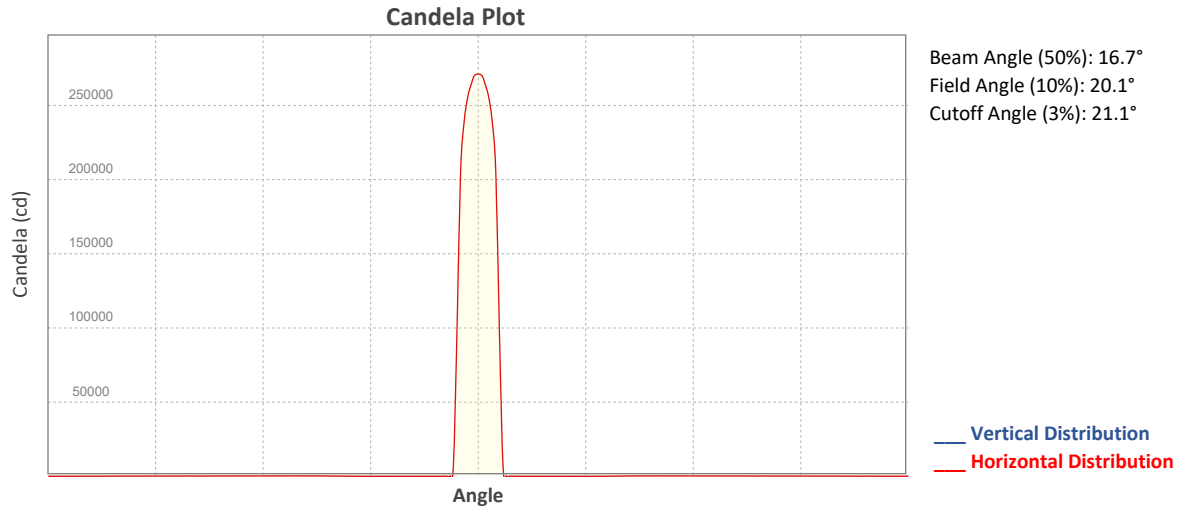


Beam Intensities from 1-20m (3.3-65.6ft)

Distance	1m	2m	3m	4m	5m	6m	7m	8m	9m	10m
Lux	270447	67612	30050	16903	10818	7512	5519	4226	3339	2704
Distance	11m	12m	13m	14m	15m	16m	17m	18m	19m	20m
Lux	2235	1878	1600	1380	1202	1056	936	835	749	676
Distance	3.3ft	6.6ft	9.8ft	13.1ft	16.4ft	19.7ft	23ft	26.2ft	29.5ft	32.8ft
FC	25125	6281	2792	1570	1005	698	513	393	310	251
Distance	36.1ft	39.4ft	42.7ft	45.9ft	49.2ft	52.5ft	55.8ft	59.1ft	62.3ft	65.6ft
FC	208	174	149	128	112	98	87	78	70	63

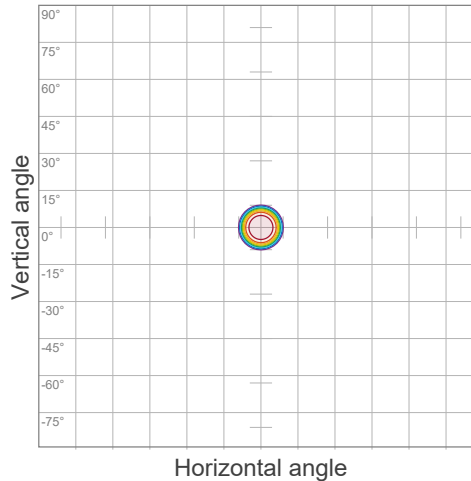
Photometric & Chromaticity Report

Maverick Force 3 Profile V2: 50% Zoom- Full Power - CRI - TV25



ISO Diagrams

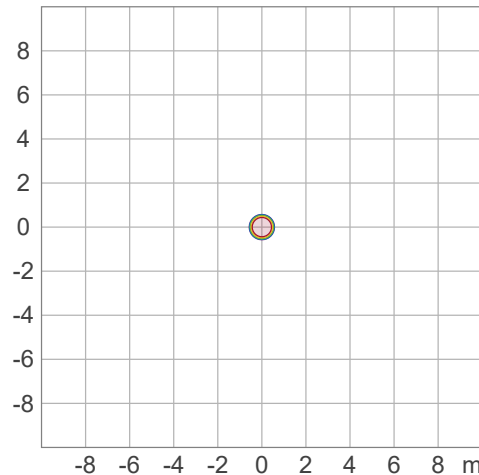
ISO Candela Diagram



90 %	243402.5 cd
80 %	216357.8 cd
70 %	189313.0 cd
60 %	162268.3 cd
50 %	135223.6 cd
40 %	108178.9 cd
30 %	81134.2 cd
20 %	54089.4 cd
10 %	27044.7 cd

Peak intensity: 270447.2 cd
 Number of c-planes: 2

ISO Lux Diagram



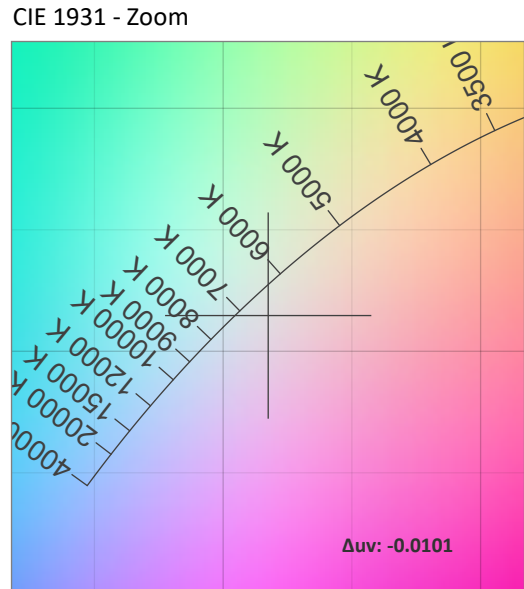
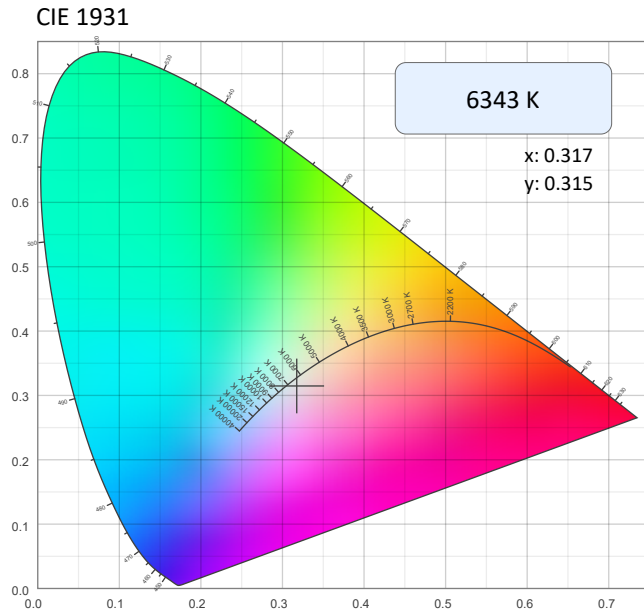
50.0 %	15024.8 lx
30.0 %	9014.9 lx
10.0 %	3005.0 lx
5.0 %	1502.5 lx
3.0 %	901.5 lx

Peak illuminance: 30049.7 lx
 Mounting height: 3.0 m
 Number of c-planes: 2

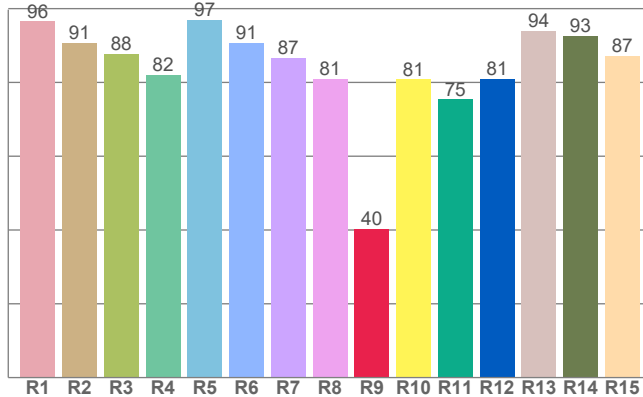
Photometric & Chromaticity Report

Maverick Force 3 Profile V2: 50% Zoom- Full Power - CRI - TV25

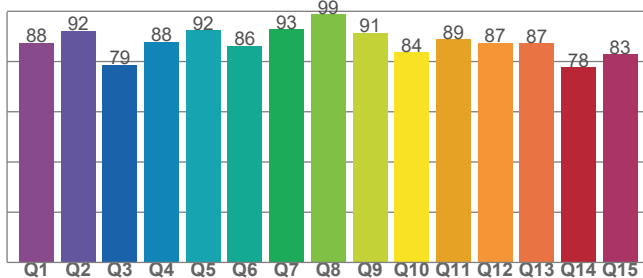
Chromaticity



CRI: 89.0 (R1-R8)



CQS: 86.6



Color Parameters

Color Temperature	Color Coordinate CIE 1931	Color Coordinate CIE 1931
CCT	x	y
6343 K	0.317	0.315

Color Deviation from Black Body Curve	Color Coordinate CIE 1964	Color Coordinate CIE 1964
Δuv	y	u
-0.0101	0.315	0.207

Color Rendering Index	Red Component	Color Quality Scale
CRI	CRI - R9	CQS
89.0	40.3	86.6

Television Lighting Consistency Index	Color Fidelity	Color Gamut
TLCI	TM30 - Rf	TM30 Rg
67	85.0	105.7

Photometric & Chromaticity Report

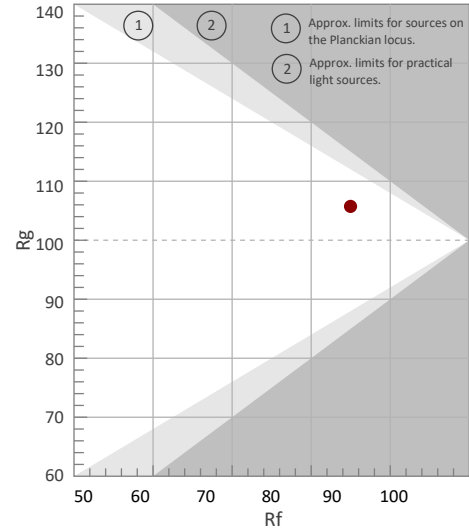
Maverick Force 3 Profile V2: 50% Zoom- Full Power - CRI - TV25

TM-30 Details

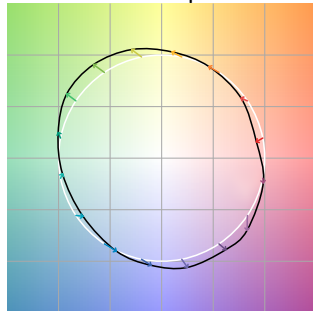
Rf 85.0
Fidelity Index (Rg)

Rg 105.7
Gammut Index (Rg)

Hue Bin	R _f	Graphic shifts (%)	
		Chroma	Hue
1	86	-7%	-2%
2	89	-4%	6%
3	81	-1%	11%
4	83	3%	10%
5	82	9%	8%
6	82	12%	4%
7	84	11%	-1%
8	90	3%	-5%
9	93	-3%	-4%
10	87	-5%	4%
11	78	-1%	13%
12	84	4%	10%
13	88	9%	4%
14	86	8%	2%
15	84	8%	-12%
16	91	1%	-4%



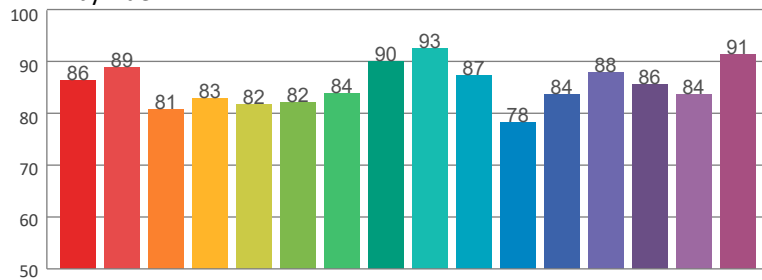
Color Vector Graphic



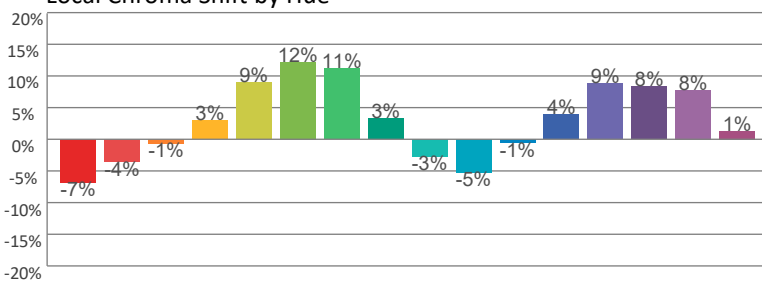
Color Distortion Graphic



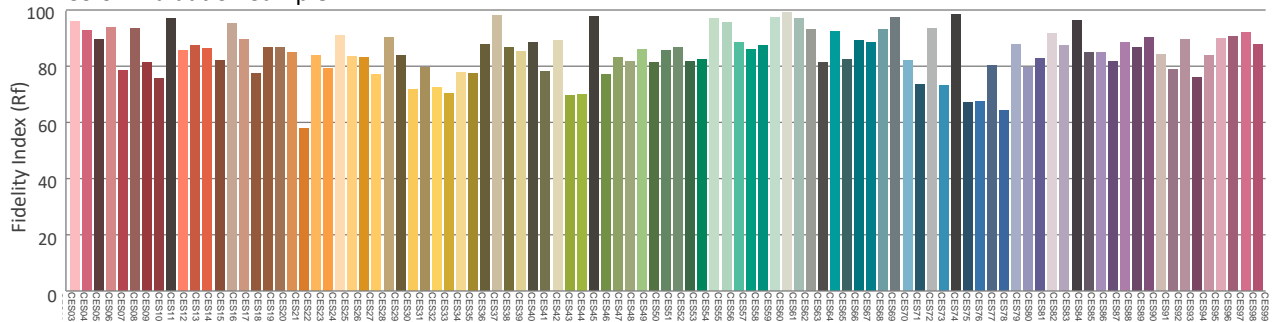
Rf by Hue



Local Chroma Shift by Hue



Color Evaluation Sample



Photometric & Chromaticity Report

Maverick Force 3 Profile V2: 50% Zoom- Full Power - CRI - TV35

Report Summary

Measurements

Fixture Output: 13669 lm
Fixture Peak: 188640 cd
Fixture Efficacy: n/a lm/W
Intensity @ 5m: 7546 lux
Color Temperature: 6287 K
CRI: 88.7 CRI R9 Value: 38.1
CQS: 86.5
TLCI: 66
TM-30 Rf: 84.7
TM-30 Rg: 105.8
Beam Angle (50%): 16.7°
Field Angle (10%): 20.1°
Cutoff Angle (3%): 20.8°

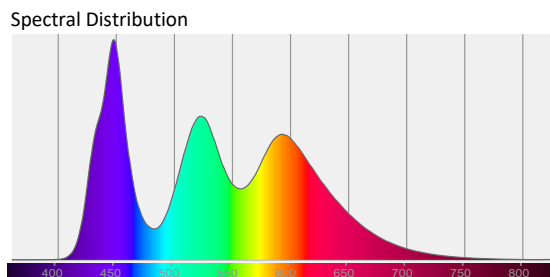
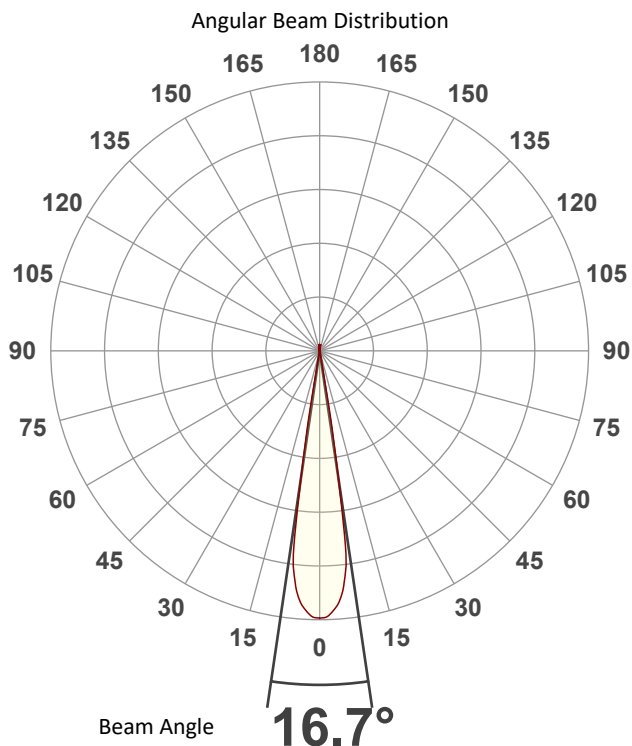


Conditions

AC Supply: 118 V, 60 Hz
Power: n/a W
Current: 0.000 A
Power Factor: n/a

This data sheet conforms to American National Standard E1.9 – 2007 (R2017). All data was measured and calculated by a Viso Systems LabSpion Goniometer at the Chauvet PD Optics Laboratory in Sunrise, FL on 4/17/2023 to LM-63-2002 Standards.


Overall Measurement



Tested Color (CIE 1931):

X: 0.318

Y: 0.316



Light Quality

CRI: 88.7

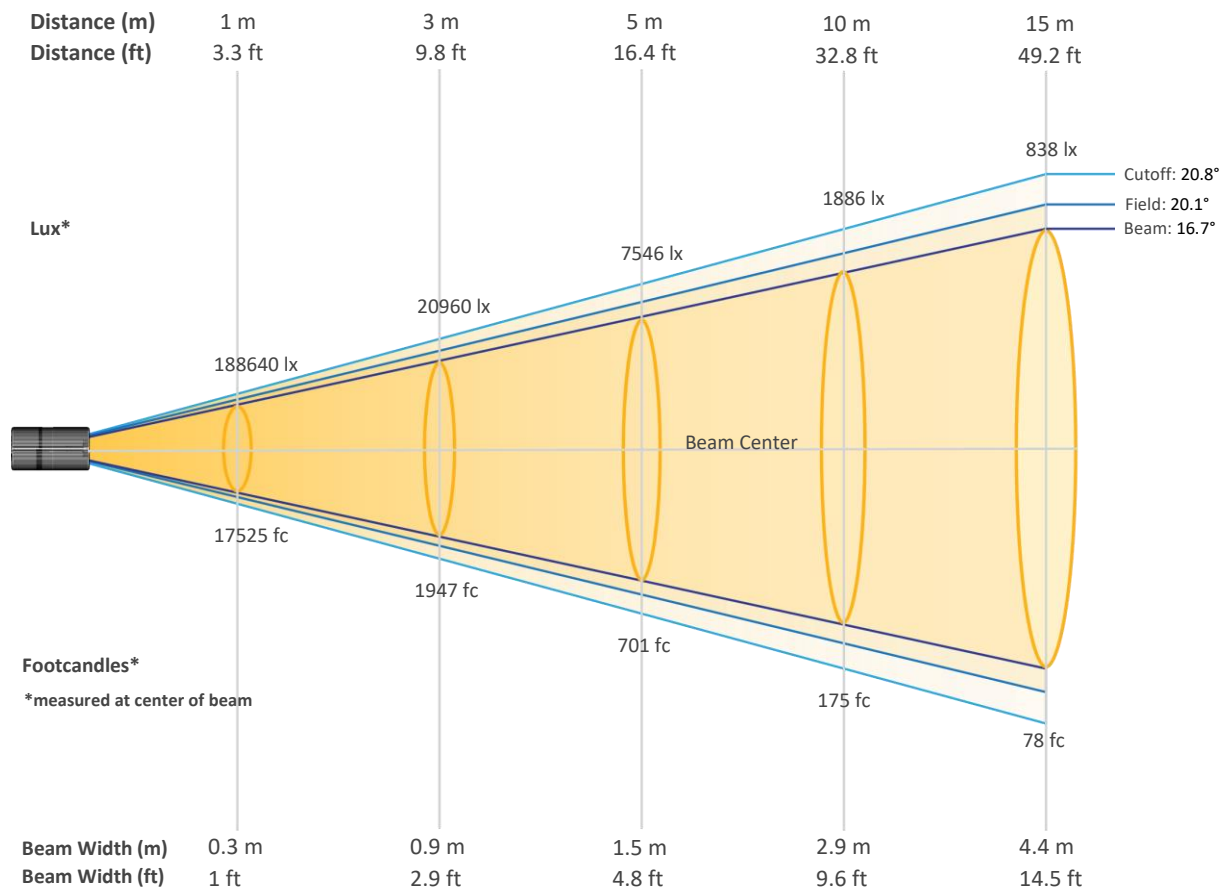
Color Temperature

6287 K

Photometric & Chromaticity Report

Maverick Force 3 Profile V2: 50% Zoom- Full Power - CRI - TV35

Beam Details

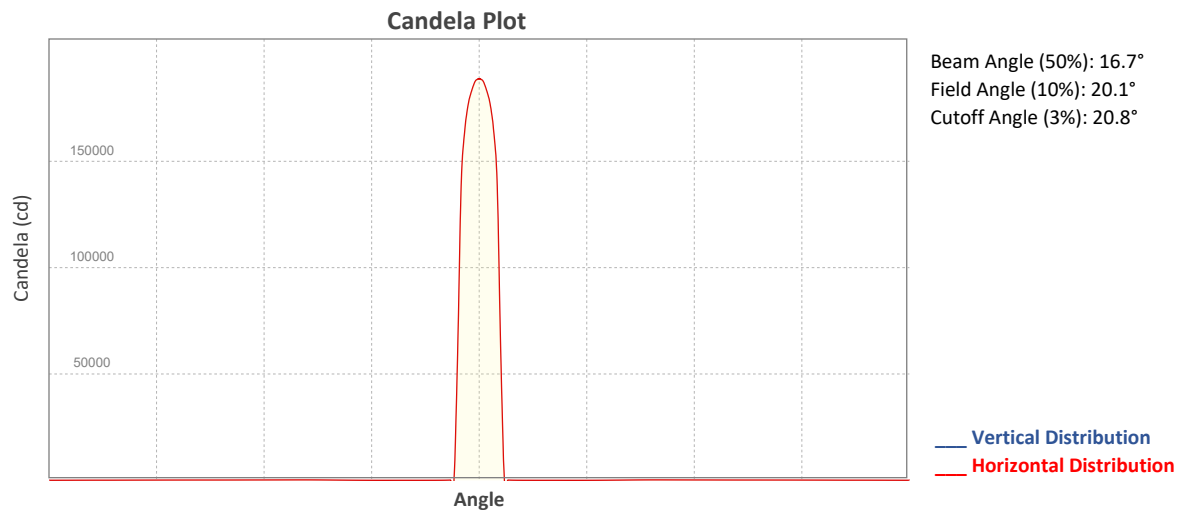


Beam Intensities from 1-20m (3.3-65.6ft)

Distance	1m	2m	3m	4m	5m	6m	7m	8m	9m	10m
Lux	188640	47160	20960	11790	7546	5240	3850	2947	2329	1886
Distance	11m	12m	13m	14m	15m	16m	17m	18m	19m	20m
Lux	1559	1310	1116	962	838	737	653	582	523	472
Distance	3.3ft	6.6ft	9.8ft	13.1ft	16.4ft	19.7ft	23ft	26.2ft	29.5ft	32.8ft
FC	17525	4381	1947	1095	701	487	358	274	216	175
Distance	36.1ft	39.4ft	42.7ft	45.9ft	49.2ft	52.5ft	55.8ft	59.1ft	62.3ft	65.6ft
FC	145	122	104	89	78	68	61	54	49	44

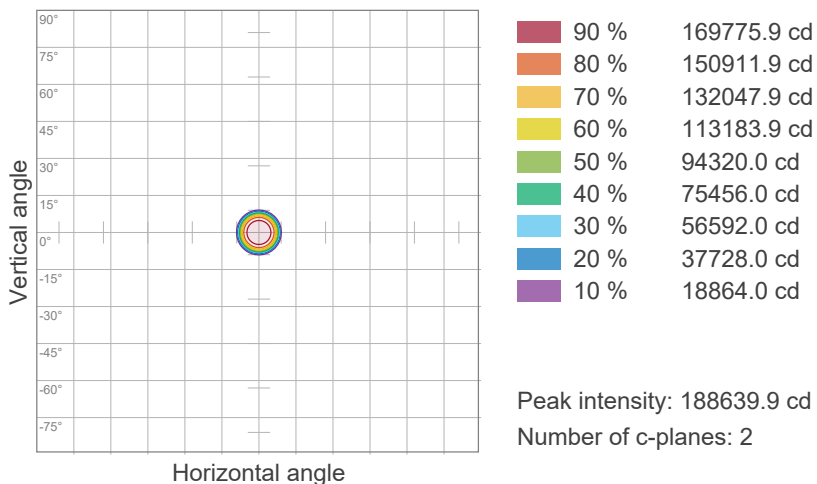
Photometric & Chromaticity Report

Maverick Force 3 Profile V2: 50% Zoom- Full Power - CRI - TV35

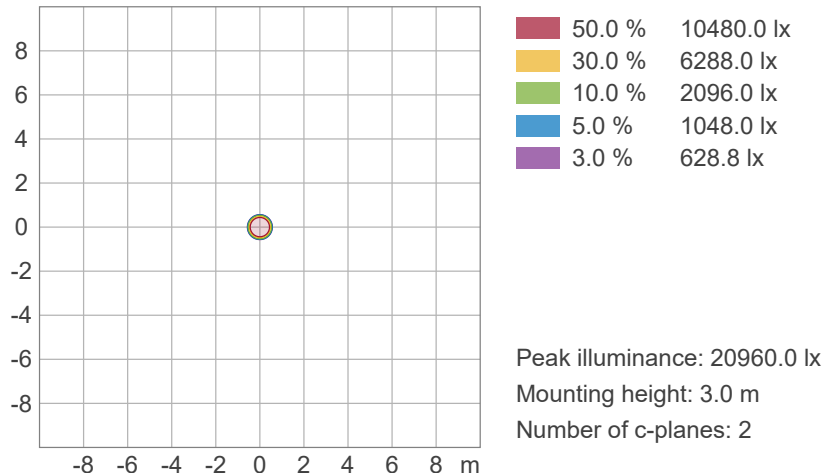


ISO Diagrams

ISO Candela Diagram



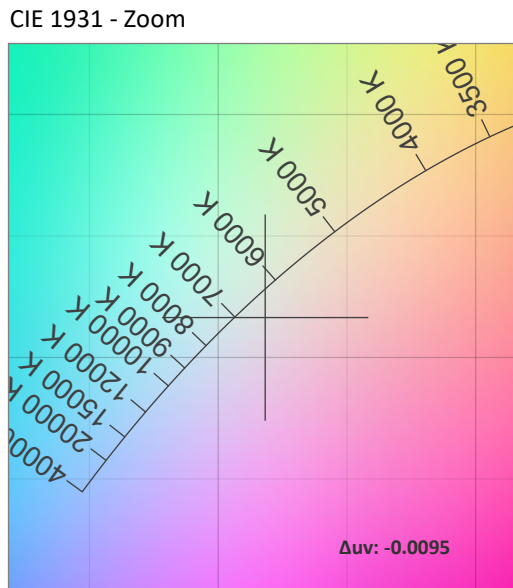
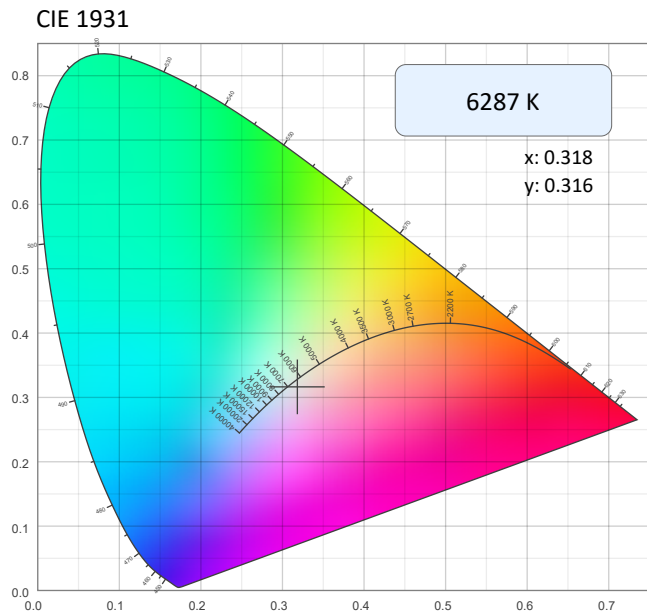
ISO Lux Diagram



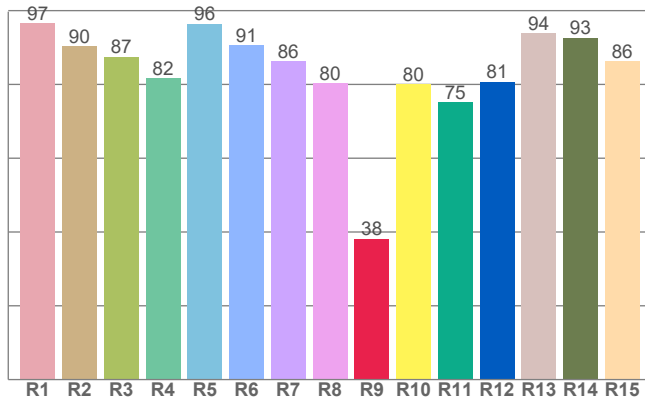
Photometric & Chromaticity Report

Maverick Force 3 Profile V2: 50% Zoom- Full Power - CRI - TV35

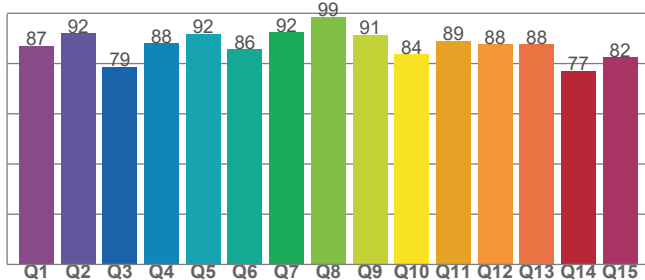
Chromaticity



CRI: 88.7 (R1-R8)



CQS: 86.5



Color Parameters

Color Temperature	Color Coordinate CIE 1931	Color Coordinate CIE 1931
CCT	x	y
6287 K	0.318	0.316

Color Deviation from Black Body Curve	Color Coordinate CIE 1964	Color Coordinate CIE 1964
Δuv	y	u
-0.0095	0.316	0.207

Color Rendering Index	Red Component	Color Quality Scale
CRI	CRI - R9	CQS
88.7	38.1	86.5

Television Lighting Consistency Index	Color Fidelity	Color Gamut
TLCI	TM30 - Rf	TM30 Rg
66	84.7	105.8

Photometric & Chromaticity Report

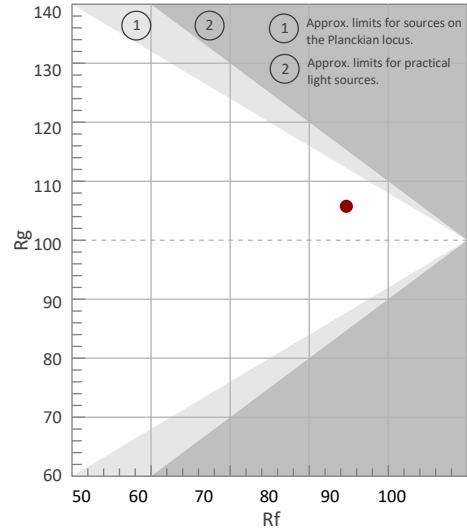
Maverick Force 3 Profile V2: 50% Zoom- Full Power - CRI - TV35

TM-30 Details

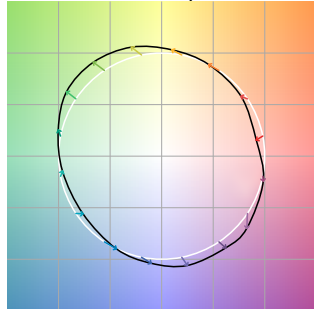
Rf 84.7
Fidelity Index (Rg)

Rg 105.8
Gammut Index (Rg)

Hue Bin	R _f	Graphic shifts (%)	
		Chroma	Hue
1	86	-7%	-3%
2	89	-4%	6%
3	80	-1%	11%
4	83	3%	10%
5	81	9%	8%
6	82	13%	4%
7	83	11%	-1%
8	89	3%	-5%
9	92	-3%	-5%
10	87	-5%	4%
11	78	-1%	13%
12	84	4%	10%
13	88	9%	4%
14	85	8%	2%
15	84	8%	-12%
16	91	1%	-5%



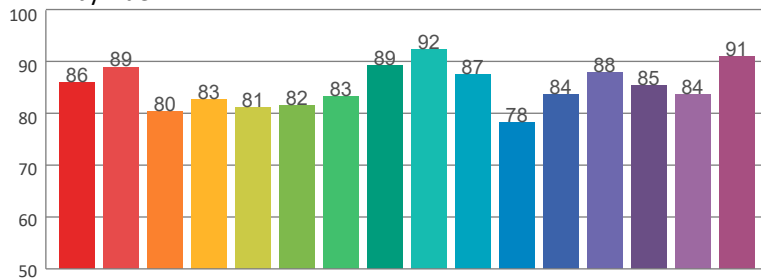
Color Vector Graphic



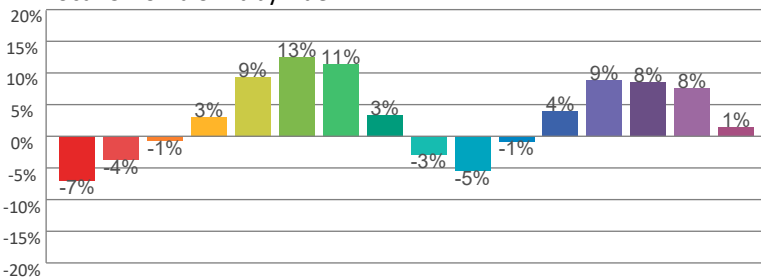
Color Distortion Graphic



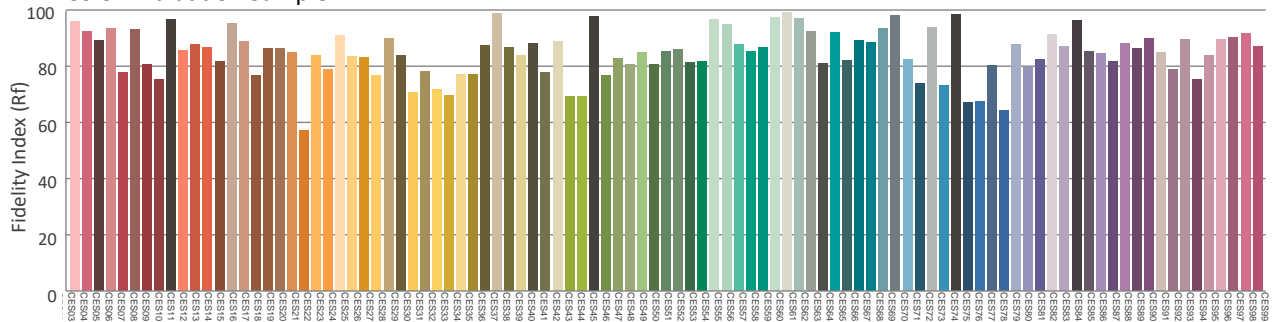
R_f by Hue



Local Chroma Shift by Hue



Color Evaluation Sample



Photometric & Chromaticity Report

Maverick Force 3 Profile V2: 50% Zoom - Full Power - CTB

Report Summary

Measurements

Fixture Output: 32328 lm
Fixture Peak: 441846 cd
Fixture Efficacy: n/a lm/W
Intensity @ 5m: 17674 lux
Color Temperature: 9222 K
CRI: 76.6 CRI R9 Value: 13.0
CQS: 74.0
TLCI: 56
TM-30 Rf: 73.8
TM-30 Rg: 99.2
Beam Angle (50%): 17.1°
Field Angle (10%): 19.7°
Cutoff Angle (3%): 21.5°

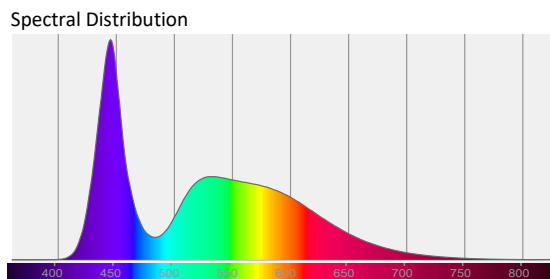
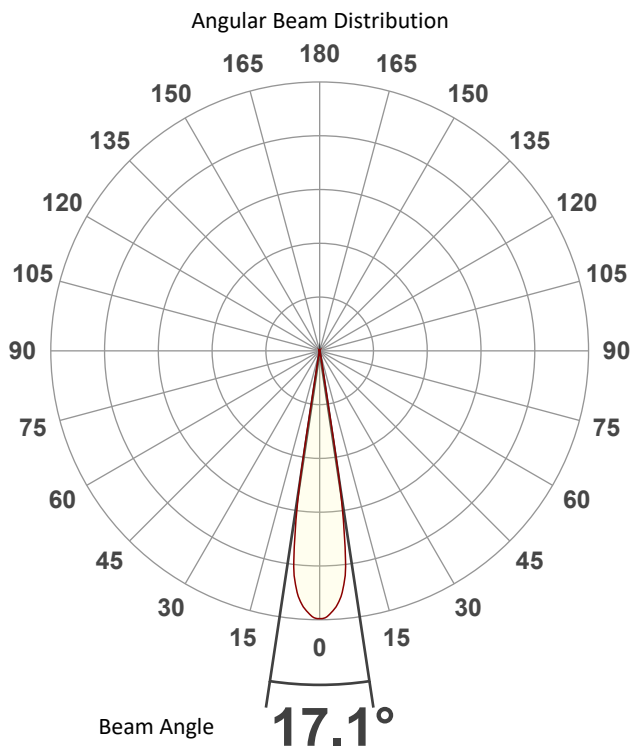


Conditions

AC Supply: 116 V, 60 Hz
Power: n/a W
Current: 0.000 A
Power Factor: n/a

This data sheet conforms to American National Standard E1.9 – 2007 (R2017). All data was measured and calculated by a Viso Systems LabSpion Goniometer at the Chauvet PD Optics Laboratory in Sunrise, FL on 4/17/2023 to LM-63-2002 Standards.


Overall Measurement



Tested Color (CIE 1931):

X: 0.288

Y: 0.288



Light Quality

CRI: 76.6

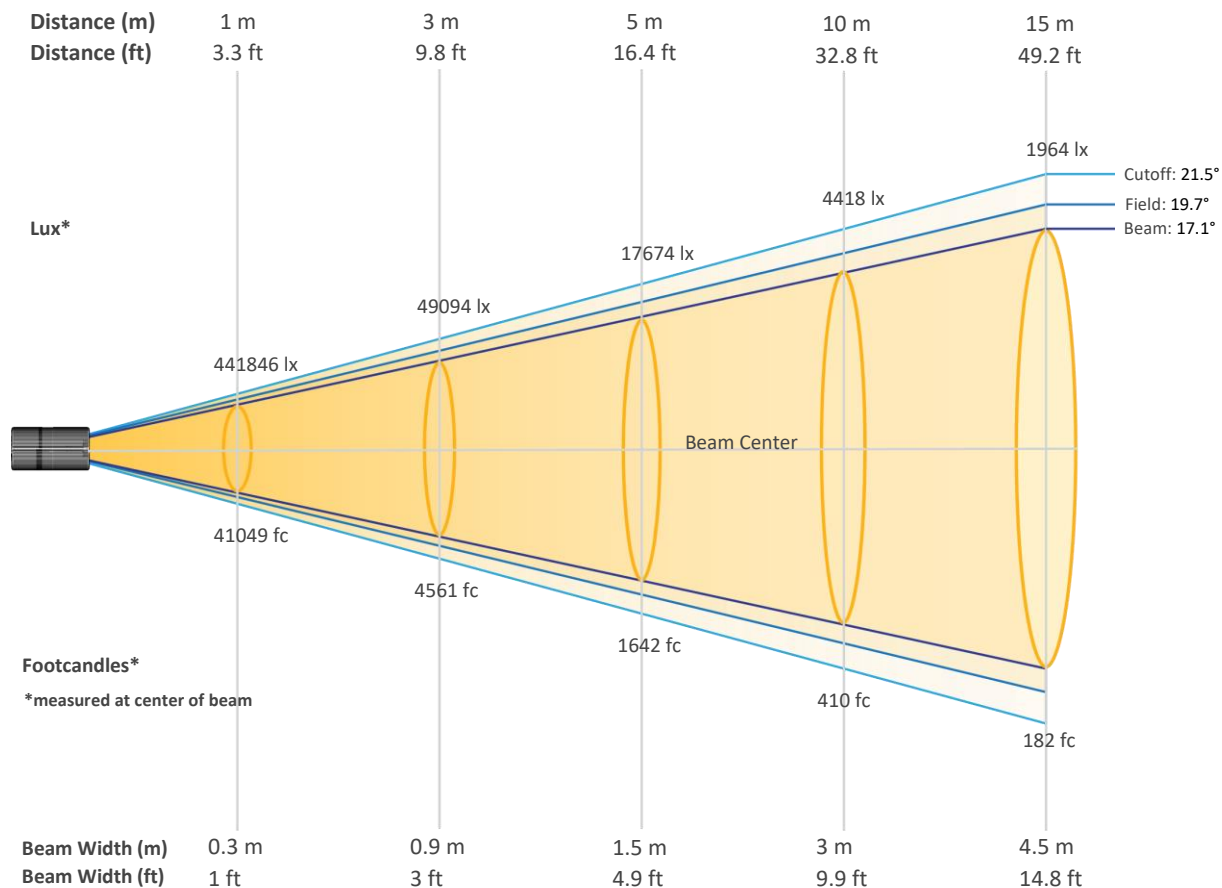
Color Temperature

9222 K

Photometric & Chromaticity Report

Maverick Force 3 Profile V2: 50% Zoom - Full Power - CTB

Beam Details

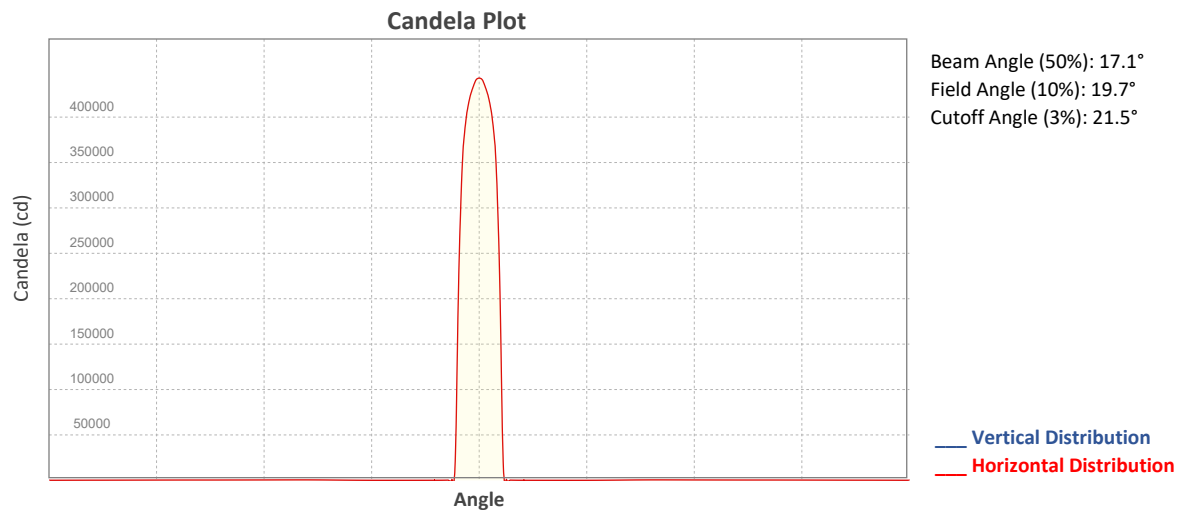


Beam Intensities from 1-20m (3.3-65.6ft)

Distance	1m	2m	3m	4m	5m	6m	7m	8m	9m	10m
Lux	441846	110462	49094	27615	17674	12274	9017	6904	5455	4418
Distance	11m	12m	13m	14m	15m	16m	17m	18m	19m	20m
Lux	3652	3068	2614	2254	1964	1726	1529	1364	1224	1105
Distance	3.3ft	6.6ft	9.8ft	13.1ft	16.4ft	19.7ft	23ft	26.2ft	29.5ft	32.8ft
FC	41049	10262	4561	2566	1642	1140	838	641	507	410
Distance	36.1ft	39.4ft	42.7ft	45.9ft	49.2ft	52.5ft	55.8ft	59.1ft	62.3ft	65.6ft
FC	339	285	243	209	182	160	142	127	114	103

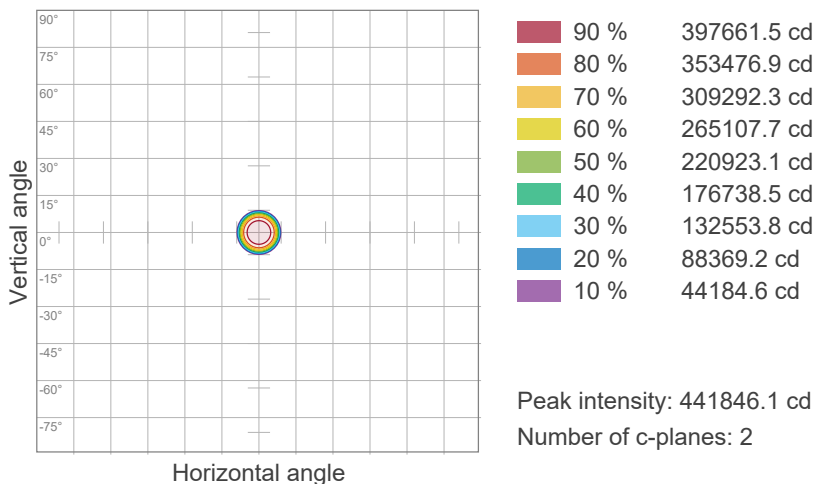
Photometric & Chromaticity Report

Maverick Force 3 Profile V2: 50% Zoom - Full Power - CTB

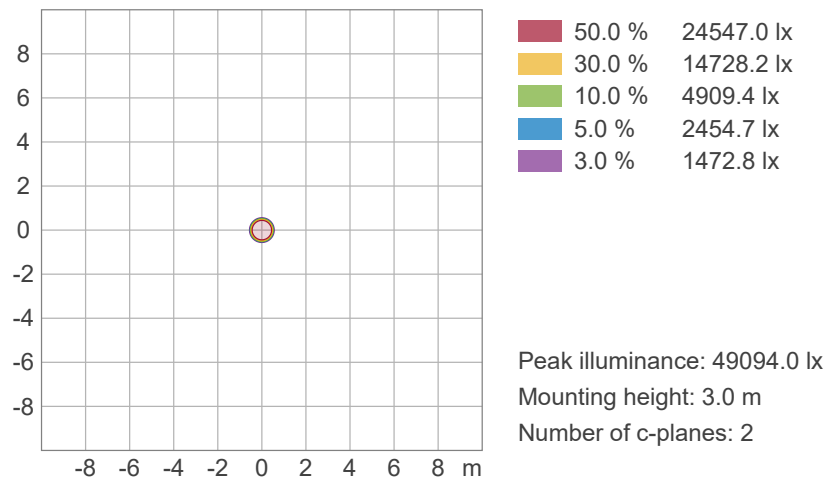


ISO Diagrams

ISO Candela Diagram



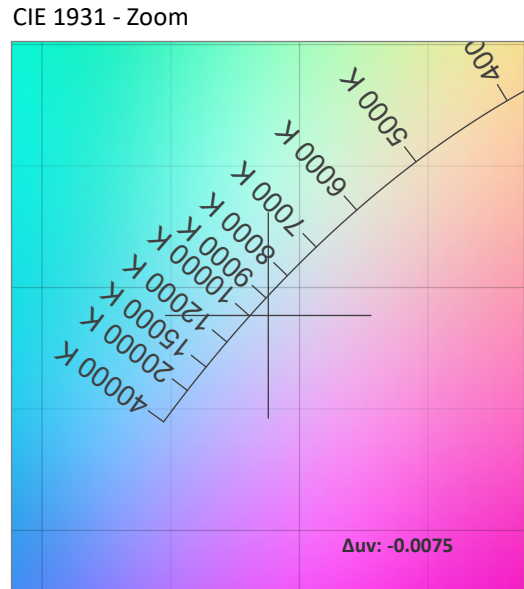
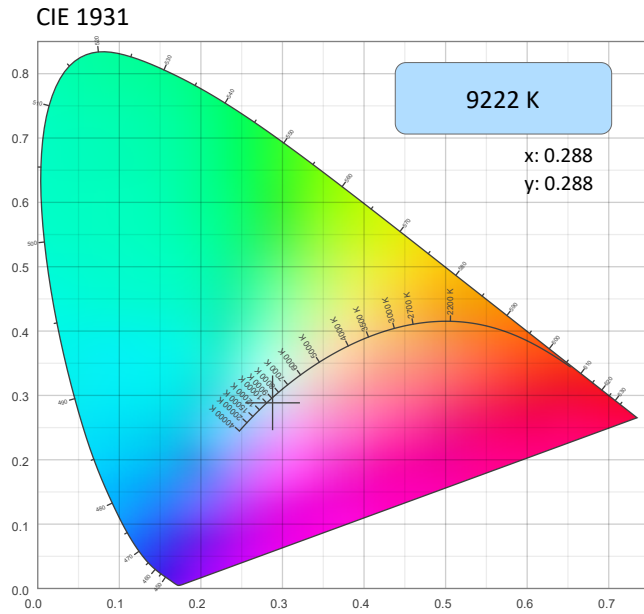
ISO Lux Diagram



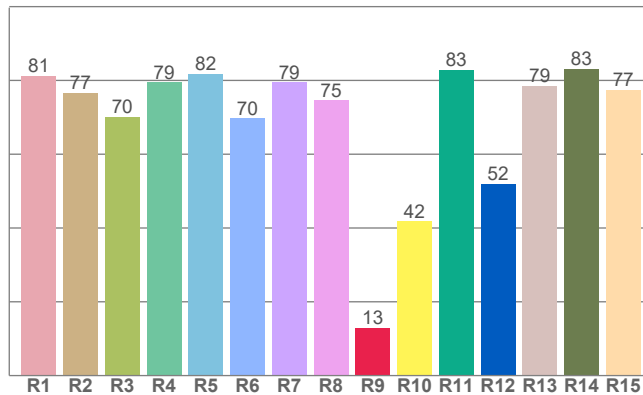
Photometric & Chromaticity Report

Maverick Force 3 Profile V2: 50% Zoom - Full Power - CTB

Chromaticity



CRI: 76.6 (R1-R8)

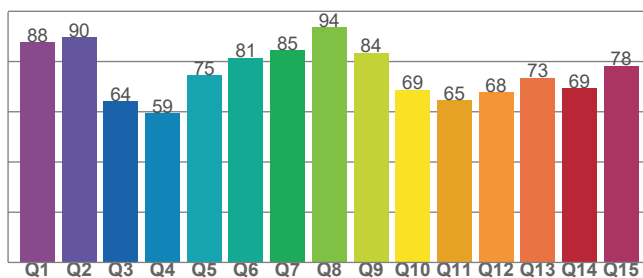


Color Parameters

Color Temperature	Color Coordinate CIE 1931	Color Coordinate CIE 1931
CCT	x	y
9222 K	0.288	0.288

Color Deviation from Black Body Curve	Color Coordinate CIE 1964	Color Coordinate CIE 1964
Δuv	y	u
-0.0075	0.288	0.196

CQS: 74.0



Color Rendering Index	Red Component	Color Quality Scale
CRI	CRI - R9	CQS
76.6	13.0	74.0

Television Lighting Consistency Index	Color Fidelity	Color Gamut
TLCI	TM30 - Rf	TM30 Rg
56	73.8	99.2

Photometric & Chromaticity Report

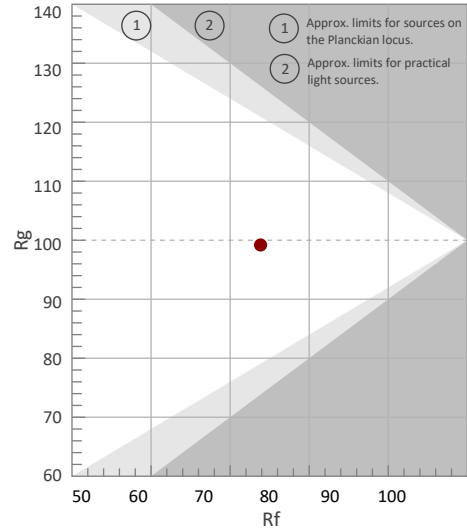
Maverick Force 3 Profile V2: 50% Zoom - Full Power - CTB

TM-30 Details

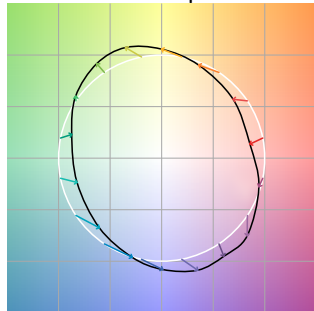
Rf 73.8
Fidelity Index
(Rg)

Rg 99.2
Gammut Index (Rg)

Hue Bin	R _f	Graphic shifts (%)	
		Chroma	Hue
1	76	-13%	-3%
2	76	-11%	9%
3	65	-5%	20%
4	69	4%	21%
5	71	12%	13%
6	82	11%	1%
7	93	3%	-4%
8	81	-10%	-6%
9	79	-15%	7%
10	67	-12%	23%
11	41	-4%	30%
12	69	6%	22%
13	77	13%	13%
14	79	13%	-3%
15	77	11%	-17%
16	83	-2%	-9%



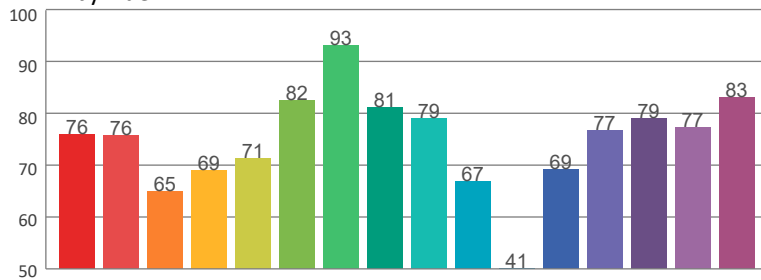
Color Vector Graphic



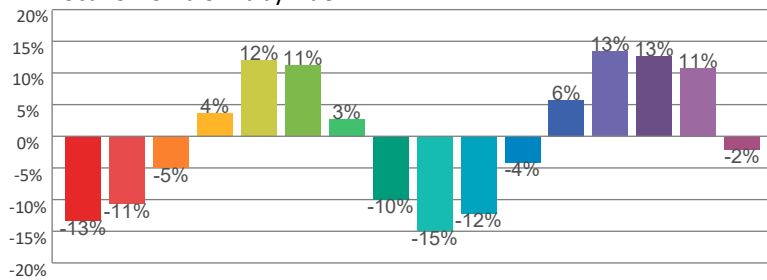
Color Distortion Graphic



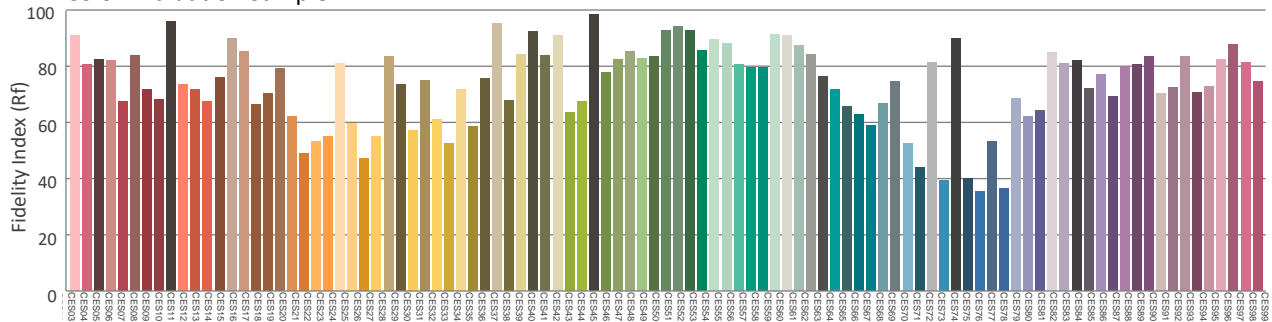
Rf by Hue



Local Chroma Shift by Hue



Color Evaluation Sample



Photometric & Chromaticity Report

Maverick Force 3 Profile V2: 50% Zoom - Full Power - CTB - Auto

Report Summary

Measurements

Fixture Output: 31742 lm
Fixture Peak: 436231 cd
Fixture Efficacy: n/a lm/W
Intensity @ 5m: 17449 lux
Color Temperature: 9310 K
CRI: 76.9 CRI R9 Value: 14.1
CQS: 74.0
TLCI: 56
TM-30 Rf: 74.0
TM-30 Rg: 99.0
Beam Angle (50%): 16.7°
Field Angle (10%): 20°
Cutoff Angle (3%): 21.8°

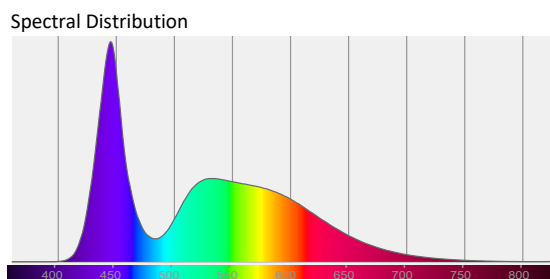
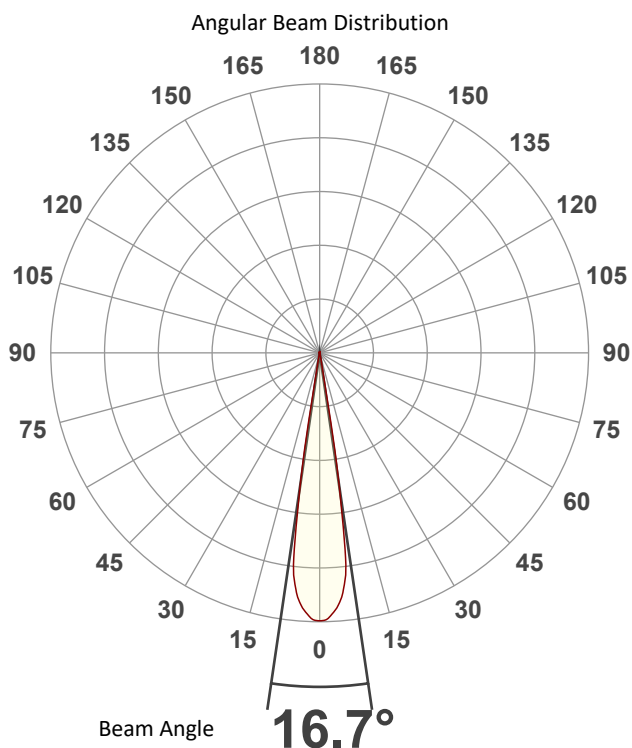


Conditions

AC Supply: 116 V, 60.1 Hz
Power: n/a W
Current: 0.000 A
Power Factor: n/a

This data sheet conforms to American National Standard E1.9 – 2007 (R2017). All data was measured and calculated by a Viso Systems LabSpion Goniometer at the Chauvet PD Optics Laboratory in Sunrise, FL on 4/17/2023 to LM-63-2002 Standards.


Overall Measurement



Tested Color (CIE 1931):

X: 0.287

Y: 0.288



Light Quality

CRI: 76.9

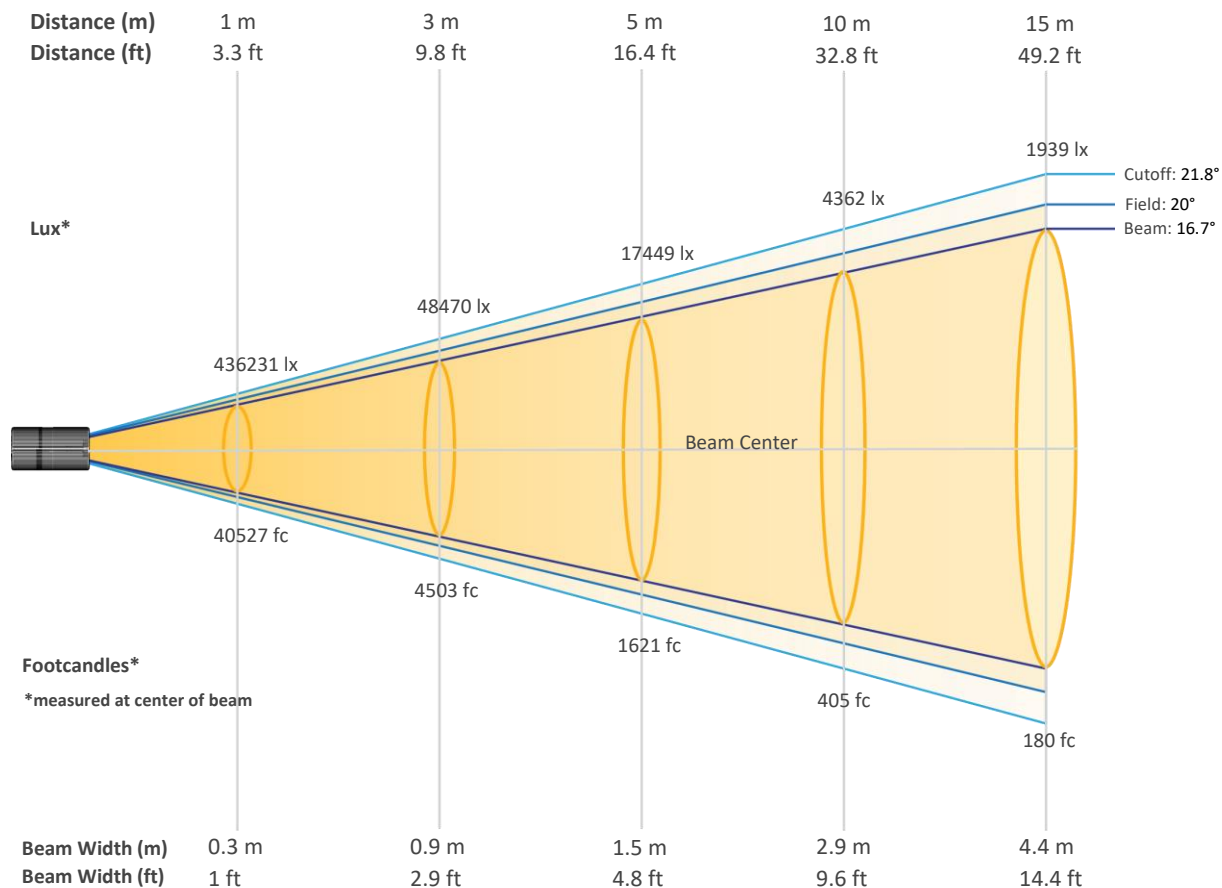
Color Temperature

9310 K

Photometric & Chromaticity Report

Maverick Force 3 Profile V2: 50% Zoom - Full Power - CTB - Auto

Beam Details

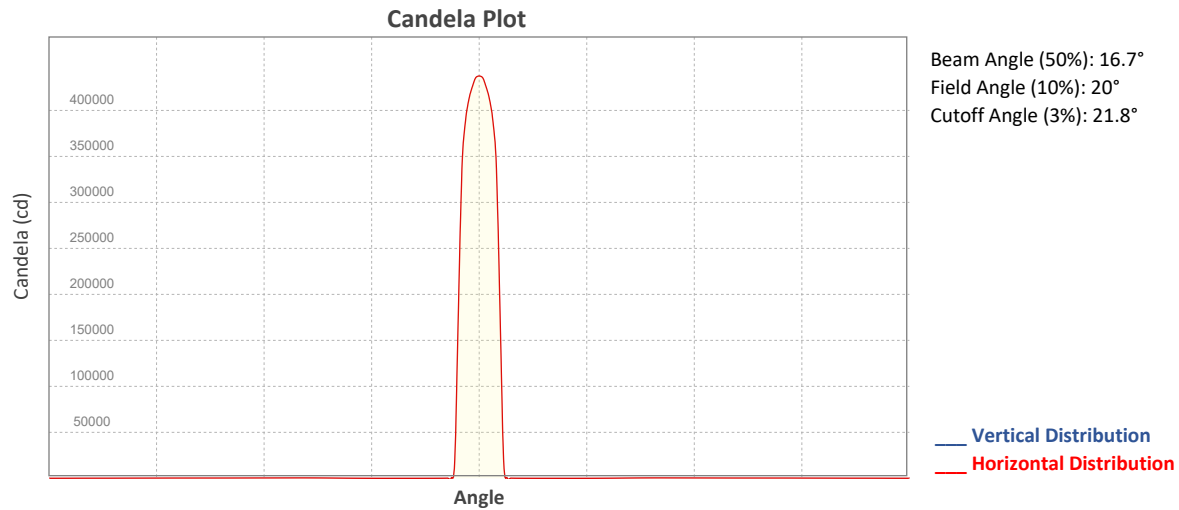


Beam Intensities from 1-20m (3.3-65.6ft)

Distance	1m	2m	3m	4m	5m	6m	7m	8m	9m	10m
Lux	436231	109058	48470	27264	17449	12118	8903	6816	5386	4362
Distance	11m	12m	13m	14m	15m	16m	17m	18m	19m	20m
Lux	3605	3029	2581	2226	1939	1704	1509	1346	1208	1091
Distance	3.3ft	6.6ft	9.8ft	13.1ft	16.4ft	19.7ft	23ft	26.2ft	29.5ft	32.8ft
FC	40527	10132	4503	2533	1621	1126	827	633	500	405
Distance	36.1ft	39.4ft	42.7ft	45.9ft	49.2ft	52.5ft	55.8ft	59.1ft	62.3ft	65.6ft
FC	335	281	240	207	180	158	140	125	112	101

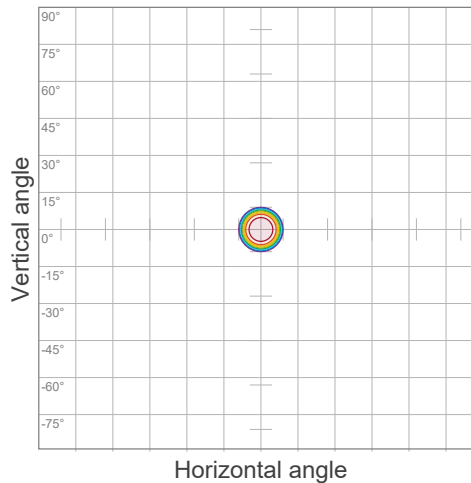
Photometric & Chromaticity Report

Maverick Force 3 Profile V2: 50% Zoom - Full Power - CTB - Auto



ISO Diagrams

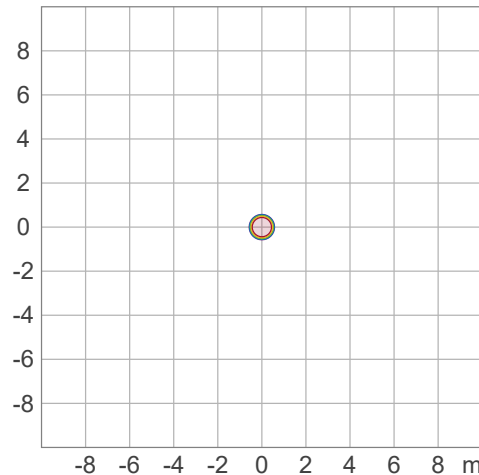
ISO Candela Diagram



90 %	392607.9 cd
80 %	348984.8 cd
70 %	305361.8 cd
60 %	261738.6 cd
50 %	218115.5 cd
40 %	174492.4 cd
30 %	130869.3 cd
20 %	87246.2 cd
10 %	43623.1 cd

Peak intensity: 436231.1 cd
 Number of c-planes: 2

ISO Lux Diagram



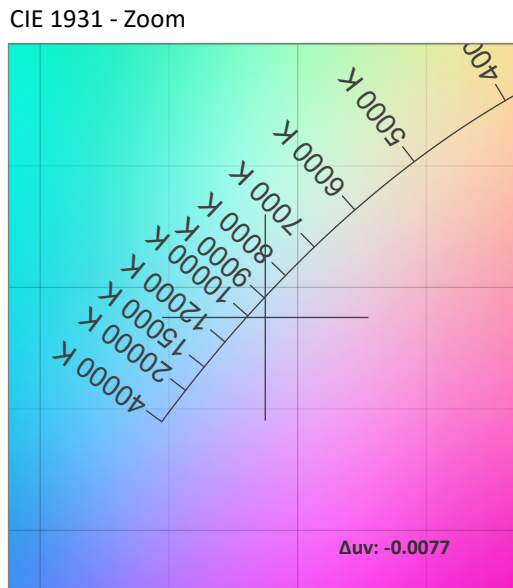
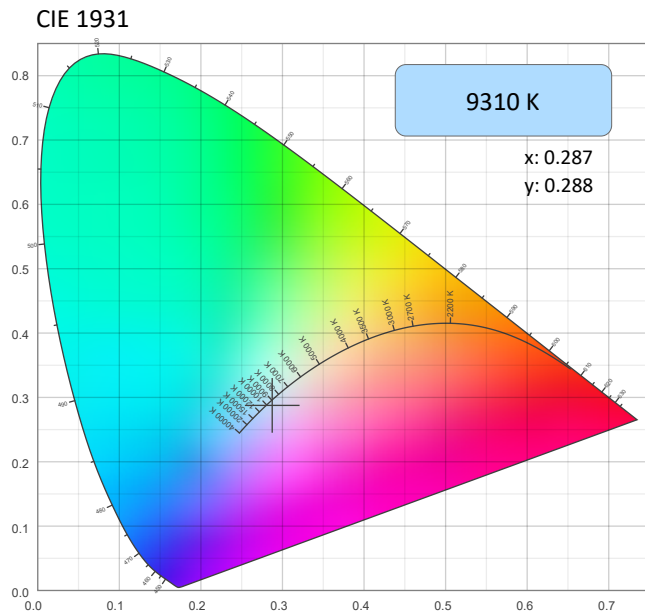
50.0 %	24235.1 lx
30.0 %	14541.0 lx
10.0 %	4847.0 lx
5.0 %	2423.5 lx
3.0 %	1454.1 lx

Peak illuminance: 48470.1 lx
 Mounting height: 3.0 m
 Number of c-planes: 2

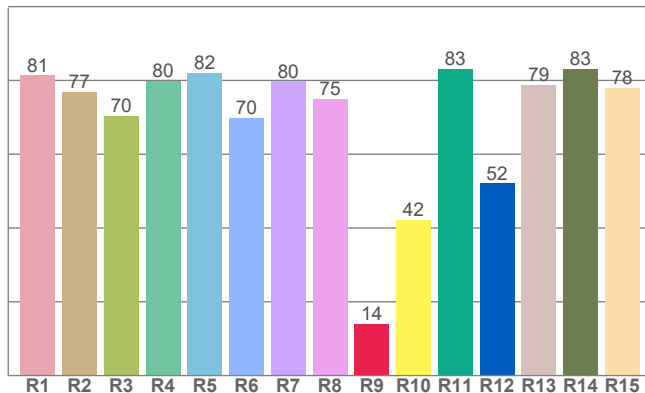
Photometric & Chromaticity Report

Maverick Force 3 Profile V2: 50% Zoom - Full Power - CTB - Auto

Chromaticity



CRI: 76.9 (R1-R8)

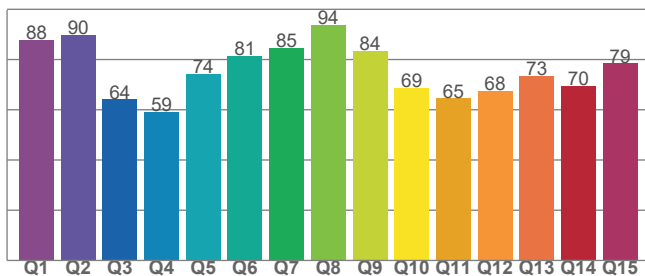


Color Parameters

Color Temperature	Color Coordinate CIE 1931	Color Coordinate CIE 1931
CCT	x	y
9310 K	0.287	0.288

Color Deviation from Black Body Curve	Color Coordinate CIE 1964	Color Coordinate CIE 1964
Δuv	y	u
-0.0077	0.288	0.196

CQS: 74.0



Color Rendering Index	Red Component	Color Quality Scale
CRI	CRI - R9	CQS
76.9	14.1	74.0

Television Lighting Consistency Index	Color Fidelity	Color Gamut
TLCI	TM30 - Rf	TM30 Rg
56	74.0	99.0

Photometric & Chromaticity Report

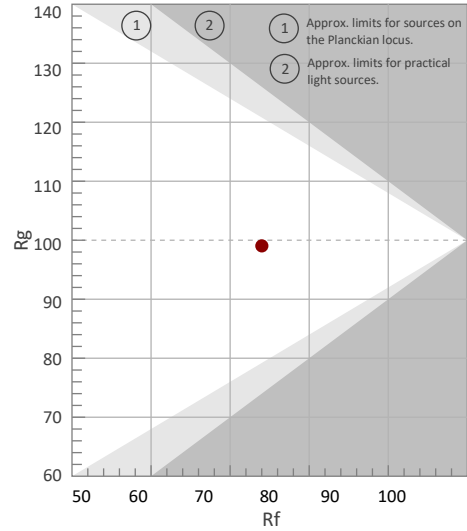
Maverick Force 3 Profile V2: 50% Zoom - Full Power - CTB - Auto

TM-30 Details

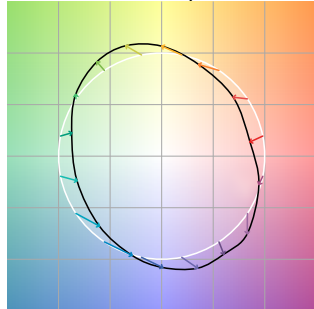
Rf 74.0
Fidelity Index
(Rg)

Rg 99.0
Gammut Index (Rg)

Hue Bin	R _f	Graphic shifts (%)	
		Chroma	Hue
1	76	-13%	-3%
2	76	-11%	9%
3	68	-6%	20%
4	67	5%	21%
5	72	12%	13%
6	83	11%	1%
7	93	3%	-3%
8	81	-10%	-5%
9	79	-15%	7%
10	67	-12%	23%
11	41	-4%	30%
12	69	6%	22%
13	77	13%	13%
14	79	13%	-3%
15	77	11%	-16%
16	83	-2%	-9%



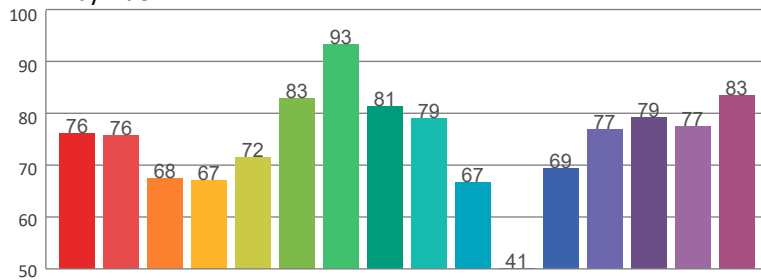
Color Vector Graphic



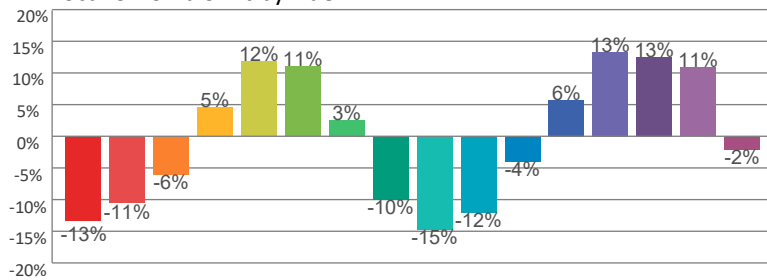
Color Distortion Graphic



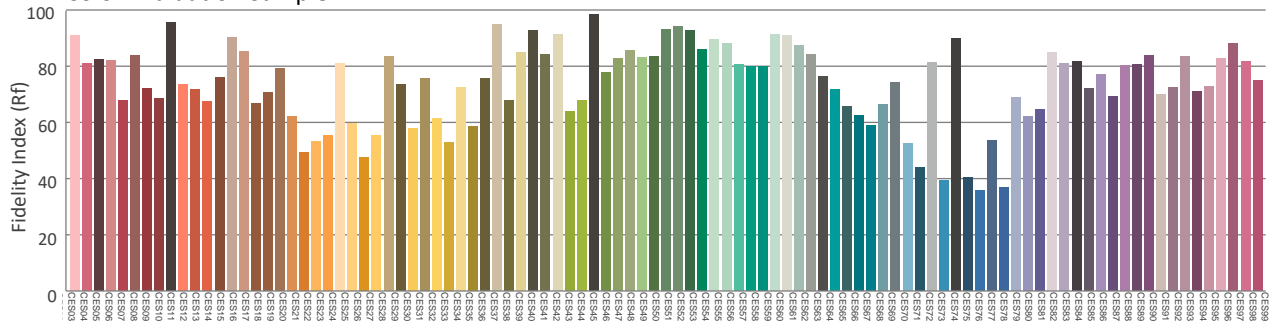
Rf by Hue



Local Chroma Shift by Hue



Color Evaluation Sample



Photometric & Chromaticity Report

Maverick Force 3 Profile V2: 50% Zoom - Full Power - CTB - ECO

Report Summary

Measurements

Fixture Output: 30421 lm
Fixture Peak: 406814 cd
Fixture Efficacy: n/a lm/W
Intensity @ 5m: 16273 lux
Color Temperature: 9278 K
CRI: 76.6 CRI R9 Value: 13.3
CQS: 73.9
TLCI: 55
TM-30 Rf: 73.7
TM-30 Rg: 99.1
Beam Angle (50%): 17.2°
Field Angle (10%): 20°
Cutoff Angle (3%): 22.8°

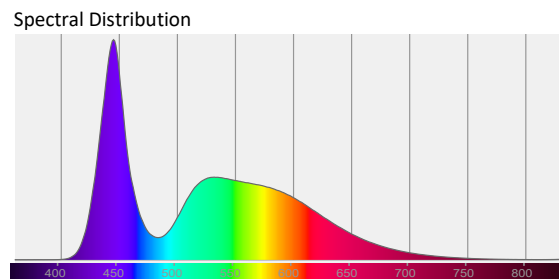
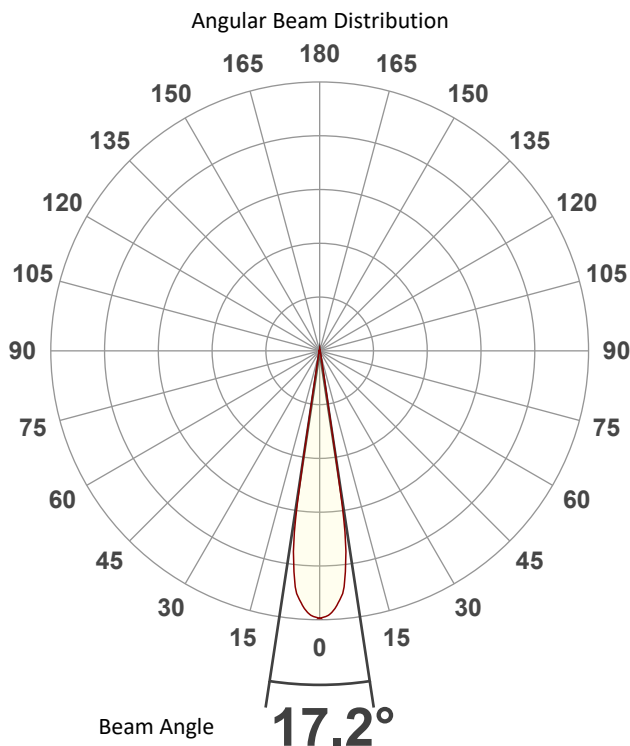


Conditions

AC Supply: 116 V, 60 Hz
Power: n/a W
Current: 0.000 A
Power Factor: n/a

This data sheet conforms to American National Standard E1.9 – 2007 (R2017). All data was measured and calculated by a Viso Systems LabSpion Goniometer at the Chauvet PD Optics Laboratory in Sunrise, FL on 4/17/2023 to LM-63-2002 Standards.


Overall Measurement



Tested Color (CIE 1931):

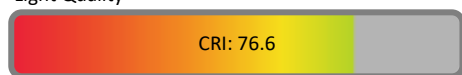
X: 0.288

Y: 0.288



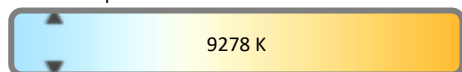
Light Quality

CRI: 76.6



Color Temperature

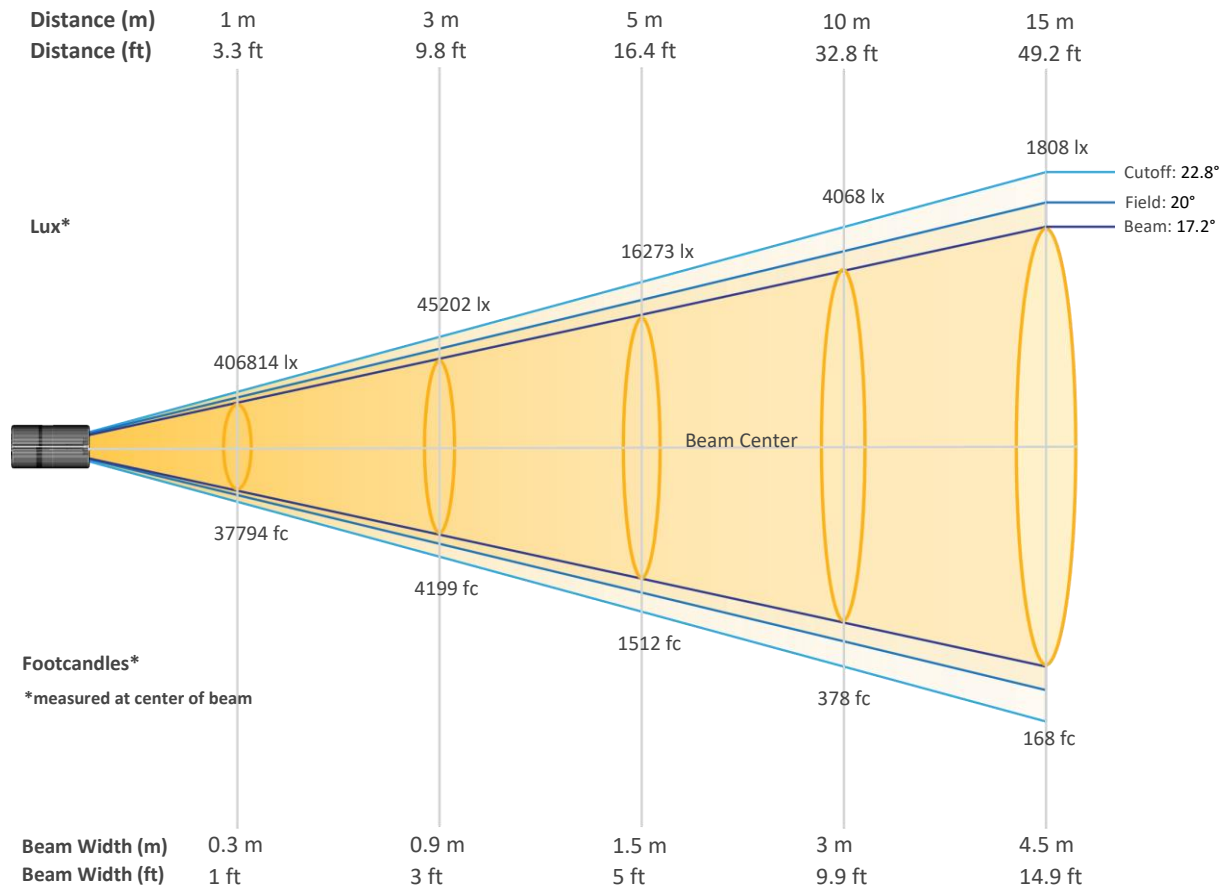
9278 K



Photometric & Chromaticity Report

Maverick Force 3 Profile V2: 50% Zoom - Full Power - CTB - ECO

Beam Details

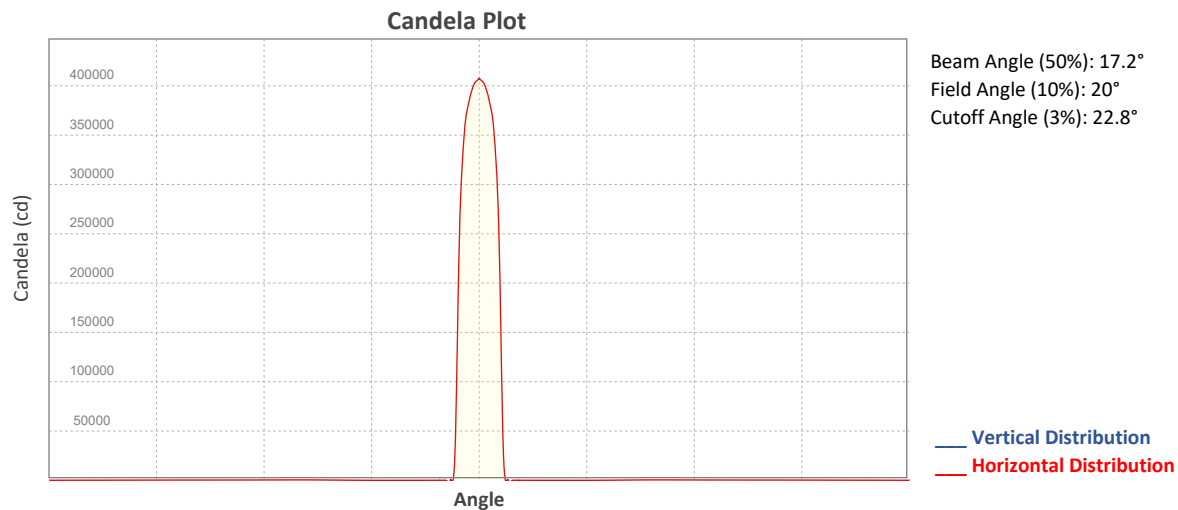


Beam Intensities from 1-20m (3.3-65.6ft)

Distance	1m	2m	3m	4m	5m	6m	7m	8m	9m	10m
Lux	406814	101704	45202	25426	16273	11300	8302	6356	5022	4068
Distance	11m	12m	13m	14m	15m	16m	17m	18m	19m	20m
Lux	3362	2825	2407	2076	1808	1589	1408	1256	1127	1017
Distance	3.3ft	6.6ft	9.8ft	13.1ft	16.4ft	19.7ft	23ft	26.2ft	29.5ft	32.8ft
FC	37794	9449	4199	2362	1512	1050	771	591	467	378
Distance	36.1ft	39.4ft	42.7ft	45.9ft	49.2ft	52.5ft	55.8ft	59.1ft	62.3ft	65.6ft
FC	312	262	224	193	168	148	131	117	105	94

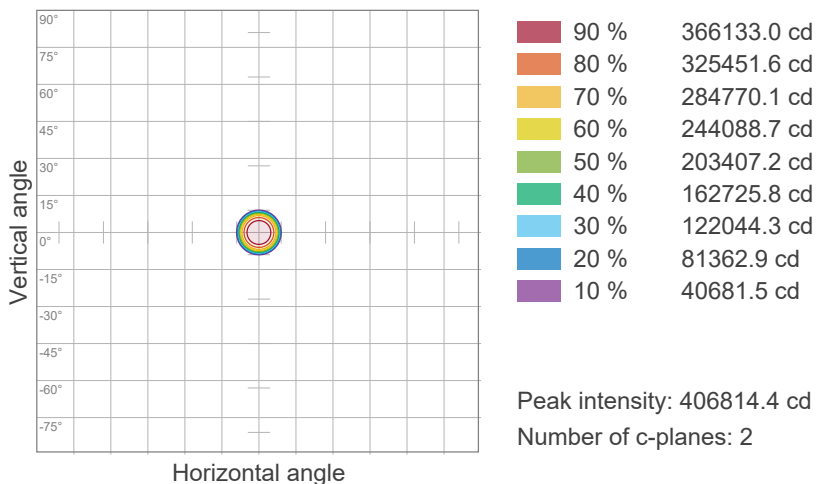
Photometric & Chromaticity Report

Maverick Force 3 Profile V2: 50% Zoom - Full Power - CTB - ECO

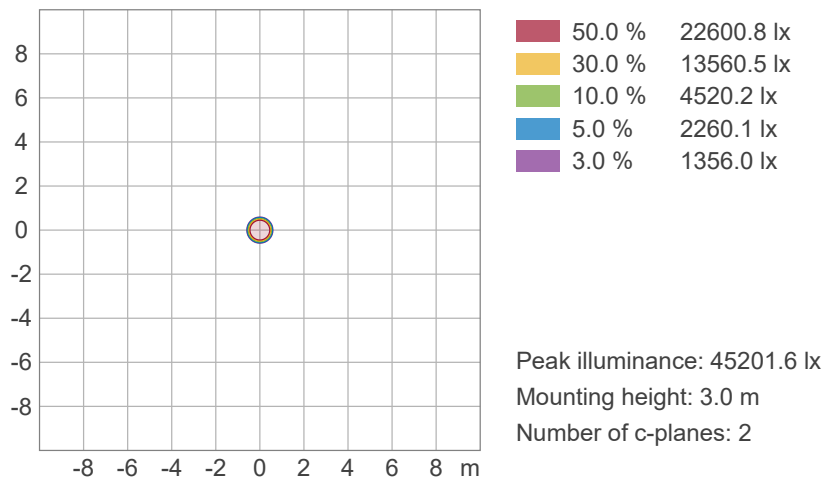


ISO Diagrams

ISO Candela Diagram



ISO Lux Diagram

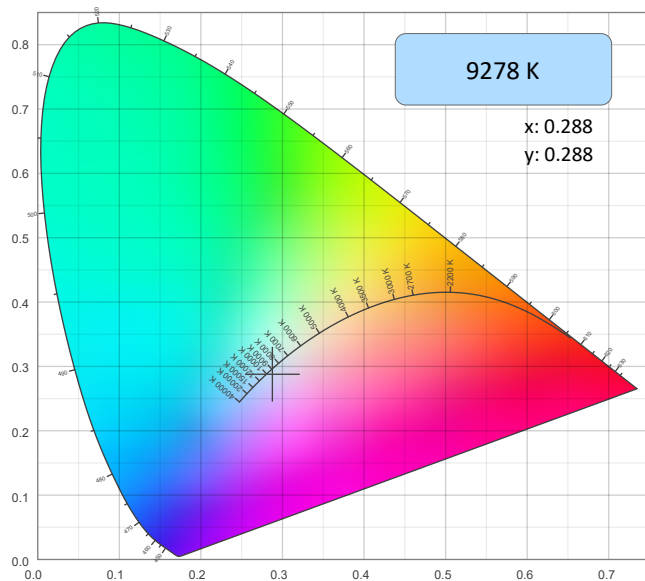


Photometric & Chromaticity Report

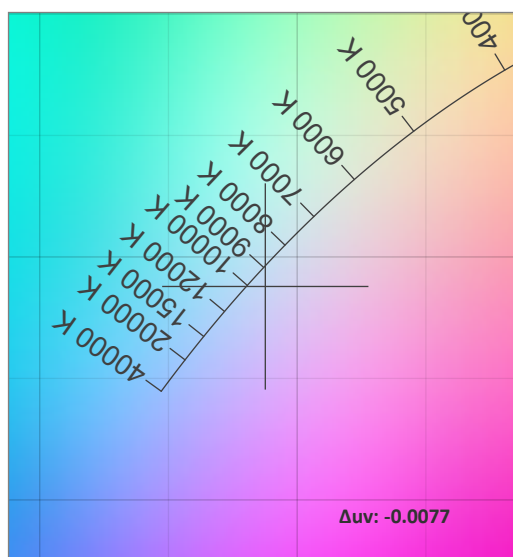
Maverick Force 3 Profile V2: 50% Zoom - Full Power - CTB - ECO

Chromaticity

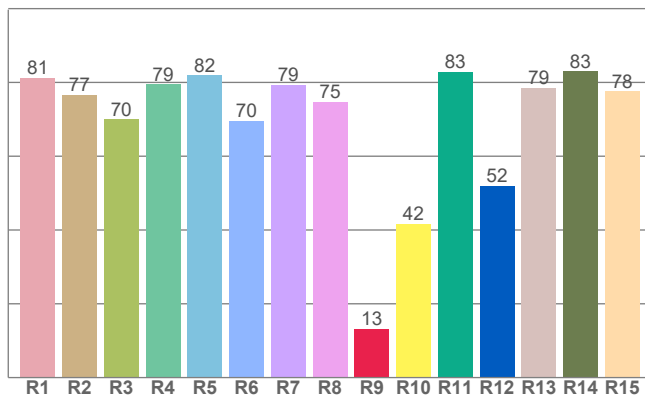
CIE 1931



CIE 1931 - Zoom



CRI: 76.6 (R1-R8)

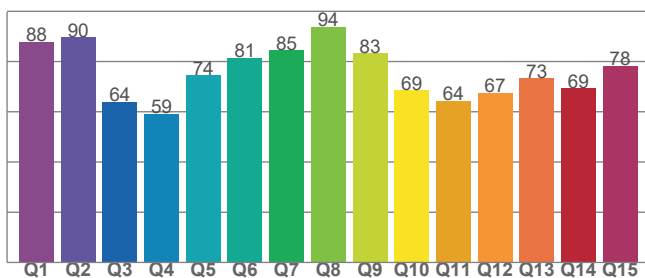


Color Parameters

Color Temperature	Color Coordinate CIE 1931	Color Coordinate CIE 1931
CCT	x	y
9278 K	0.288	0.288

Color Deviation from Black Body Curve	Color Coordinate CIE 1964	Color Coordinate CIE 1964
Δuv	y	u
-0.0077	0.288	0.196

CQS: 73.9



Color Rendering Index	Red Component	Color Quality Scale
CRI	CRI - R9	CQS
76.6	13.3	73.9

Television Lighting Consistency Index	Color Fidelity	Color Gamut
TLCI	TM30 - Rf	TM30 Rg
55	73.7	99.1

Photometric & Chromaticity Report

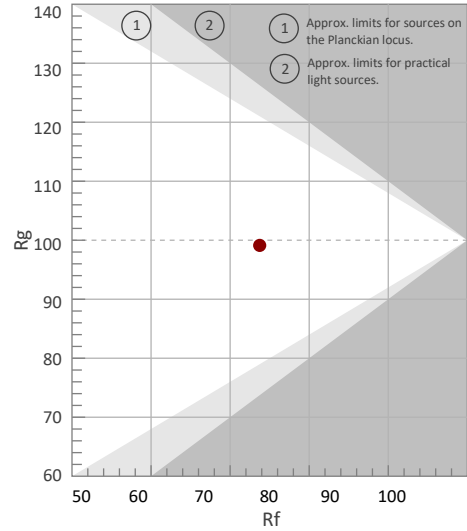
Maverick Force 3 Profile V2: 50% Zoom - Full Power - CTB - ECO

TM-30 Details

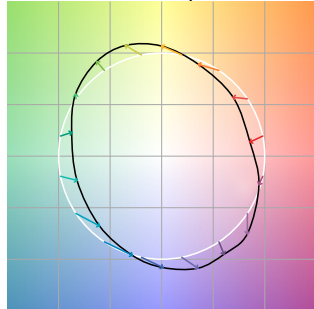
Rf 73.7
Fidelity Index (Rg)

Rg 99.1
Gammut Index (Rg)

Hue Bin	R _f	Graphic shifts (%)	
		Chroma	Hue
1	76	-13%	-3%
2	76	-11%	9%
3	67	-6%	20%
4	67	5%	21%
5	71	12%	14%
6	82	11%	1%
7	93	3%	-4%
8	81	-10%	-6%
9	79	-15%	7%
10	67	-12%	23%
11	41	-4%	30%
12	69	6%	22%
13	77	13%	13%
14	79	13%	-3%
15	77	11%	-16%
16	83	-2%	-9%



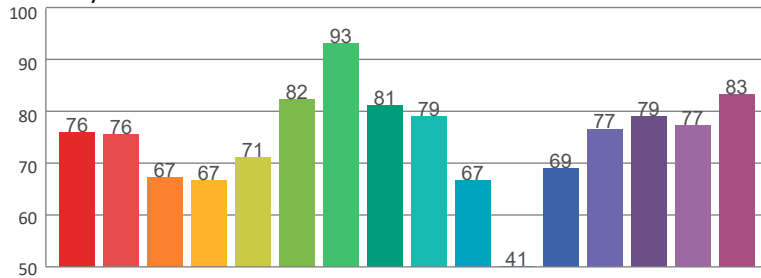
Color Vector Graphic



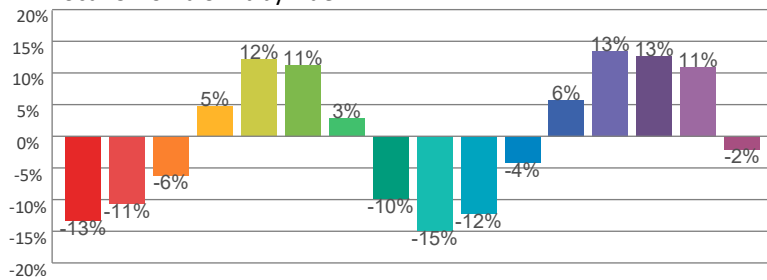
Color Distortion Graphic



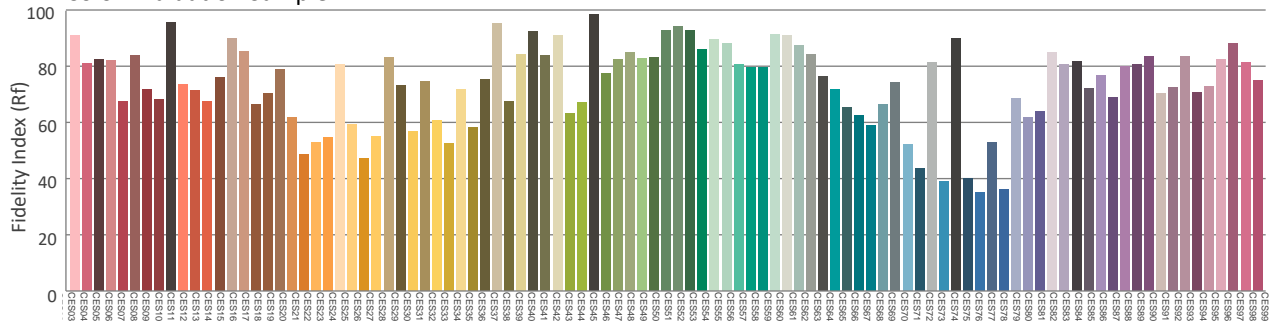
Rf by Hue



Local Chroma Shift by Hue



Color Evaluation Sample



Photometric & Chromaticity Report

Maverick Force 3 Profile V2: 50% Zoom - Full Power - CTB - TV25

Report Summary

Measurements

Fixture Output: 21574 lm
Fixture Peak: 297254 cd
Fixture Efficacy: n/a lm/W
Intensity @ 5m: 11890 lux
Color Temperature: 9105 K
CRI: 75.7 CRI R9 Value: 10.2
CQS: 73.7
TLCI: 55
TM-30 Rf: 73.1
TM-30 Rg: 99.4
Beam Angle (50%): 16.9°
Field Angle (10%): 19.9°
Cutoff Angle (3%): 21.5°

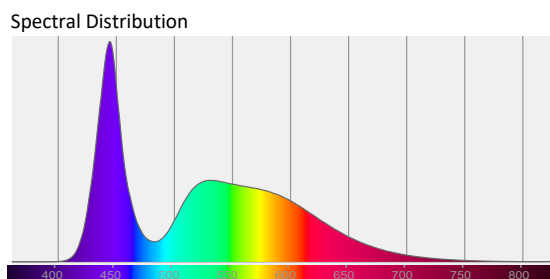
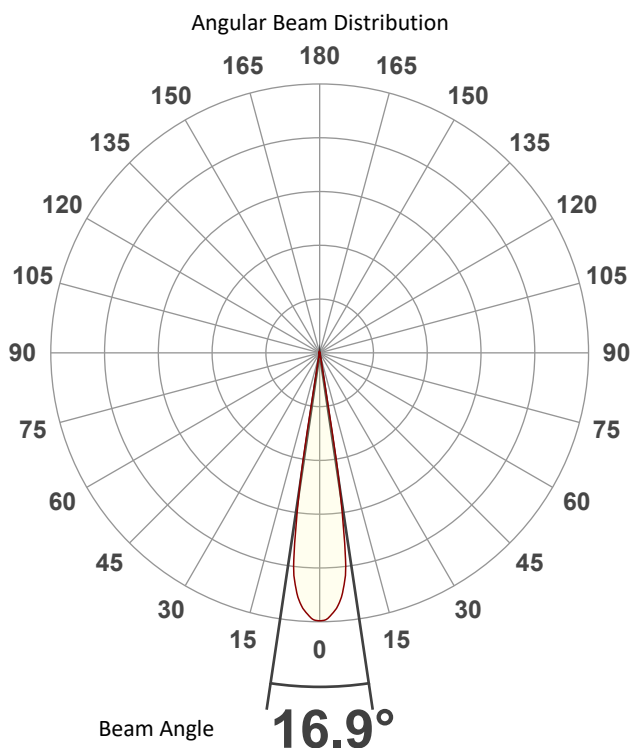


Conditions

AC Supply: 118 V, 60 Hz
Power: n/a W
Current: 0.000 A
Power Factor: n/a

This data sheet conforms to American National Standard E1.9 – 2007 (R2017). All data was measured and calculated by a Viso Systems LabSpion Goniometer at the Chauvet PD Optics Laboratory in Sunrise, FL on 4/17/2023 to LM-63-2002 Standards.


Overall Measurement



Tested Color (CIE 1931):

X: 0.289

Y: 0.290



Light Quality

CRI: 75.7

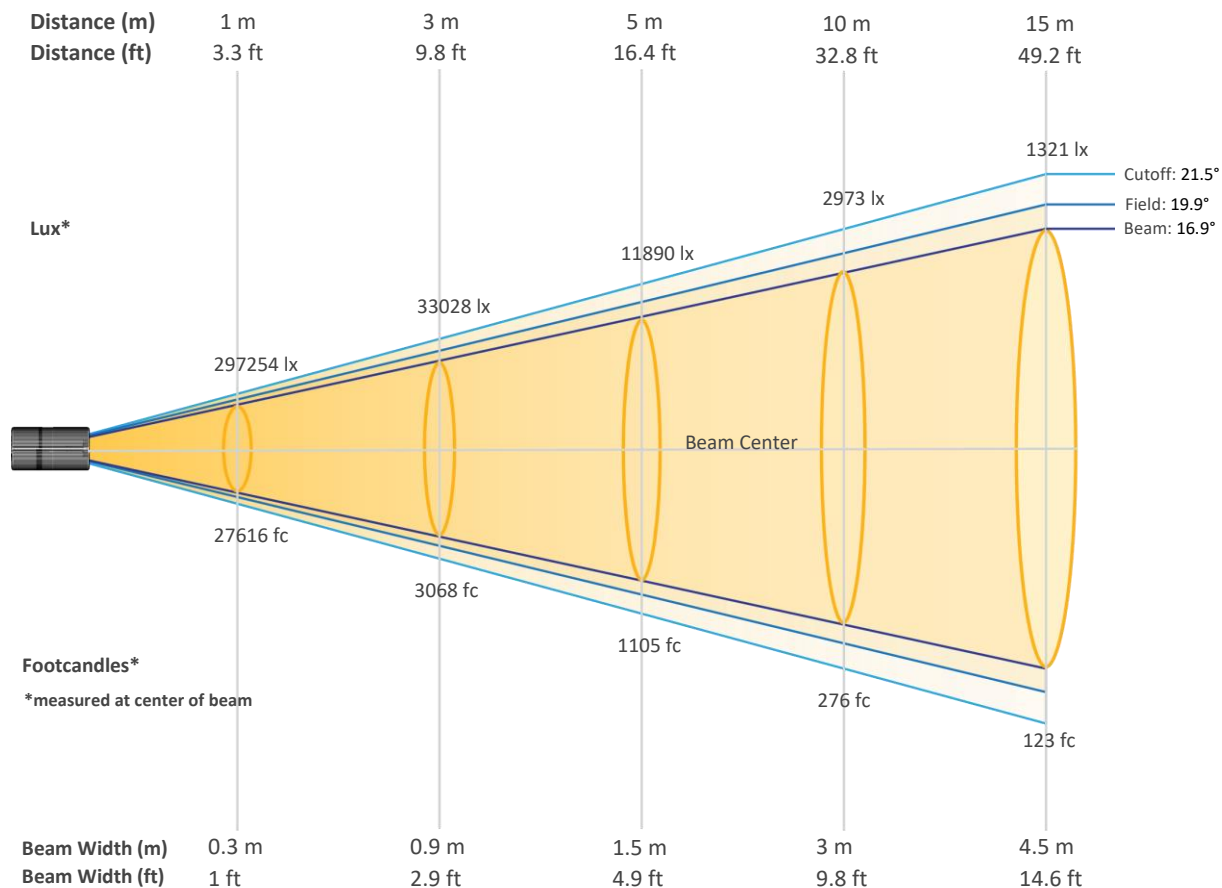
Color Temperature

9105 K

Photometric & Chromaticity Report

Maverick Force 3 Profile V2: 50% Zoom - Full Power - CTB - TV25

Beam Details

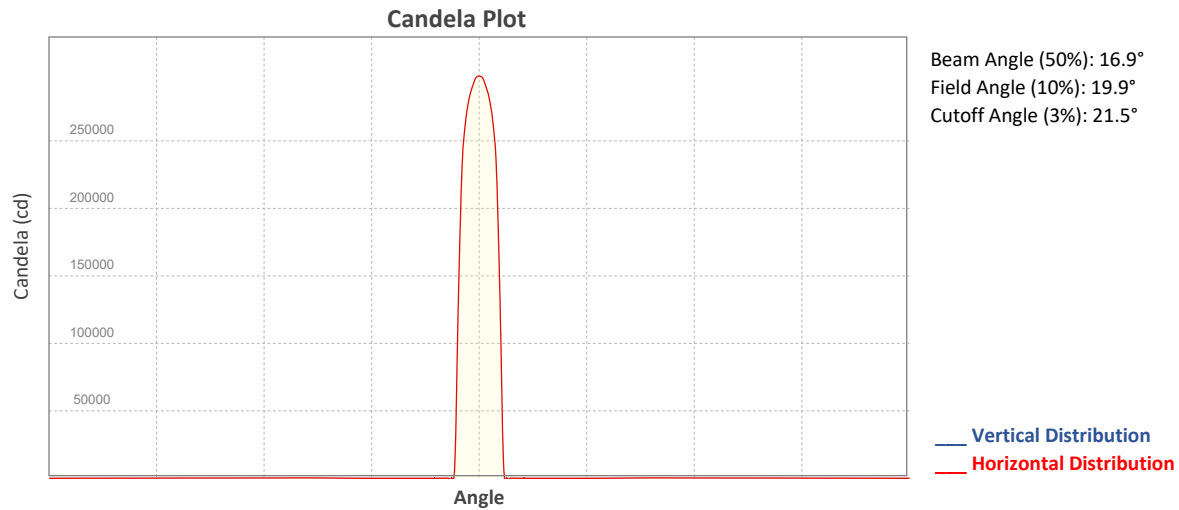


Beam Intensities from 1-20m (3.3-65.6ft)

Distance	1m	2m	3m	4m	5m	6m	7m	8m	9m	10m
Lux	297254	74313	33028	18578	11890	8257	6066	4645	3670	2973
Distance	11m	12m	13m	14m	15m	16m	17m	18m	19m	20m
Lux	2457	2064	1759	1517	1321	1161	1029	917	823	743
Distance	3.3ft	6.6ft	9.8ft	13.1ft	16.4ft	19.7ft	23ft	26.2ft	29.5ft	32.8ft
FC	27616	6904	3068	1726	1105	767	564	431	341	276
Distance	36.1ft	39.4ft	42.7ft	45.9ft	49.2ft	52.5ft	55.8ft	59.1ft	62.3ft	65.6ft
FC	228	192	163	141	123	108	96	85	76	69

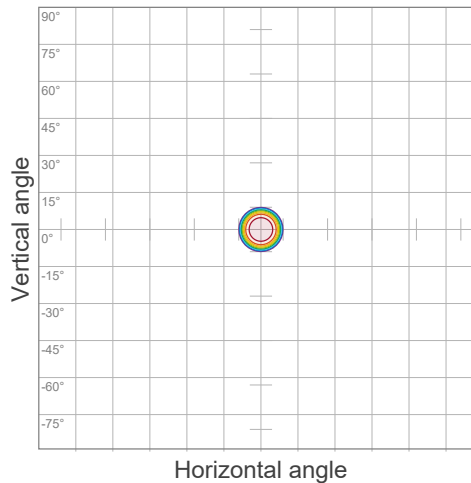
Photometric & Chromaticity Report

Maverick Force 3 Profile V2: 50% Zoom - Full Power - CTB - TV25



ISO Diagrams

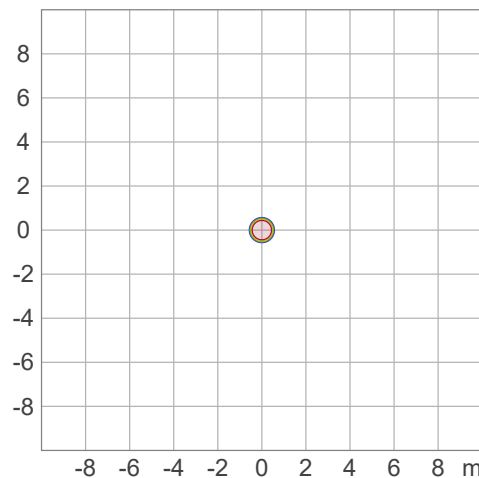
ISO Candela Diagram



90 %	267528.4 cd
80 %	237803.0 cd
70 %	208077.7 cd
60 %	178352.3 cd
50 %	148626.9 cd
40 %	118901.5 cd
30 %	89176.2 cd
20 %	59450.8 cd
10 %	29725.4 cd

Peak intensity: 297253.8 cd
 Number of c-planes: 2

ISO Lux Diagram



50.0 %	16514.1 lx
30.0 %	9908.5 lx
10.0 %	3302.8 lx
5.0 %	1651.4 lx
3.0 %	990.8 lx

Peak illuminance: 33028.2 lx
 Mounting height: 3.0 m
 Number of c-planes: 2

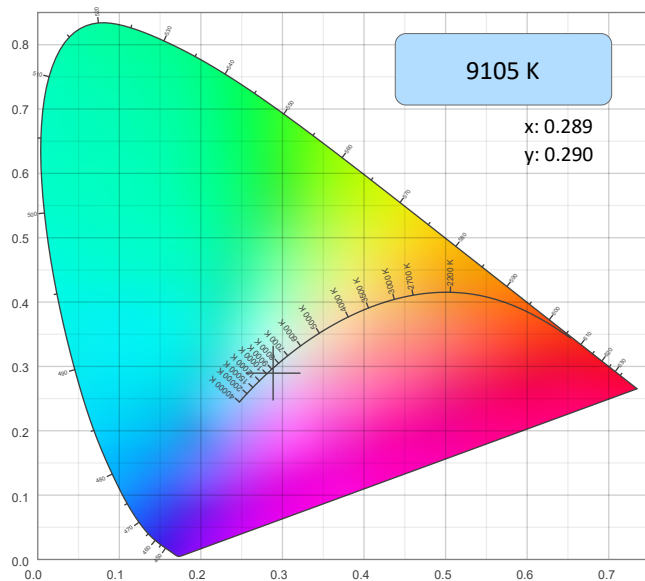


Photometric & Chromaticity Report

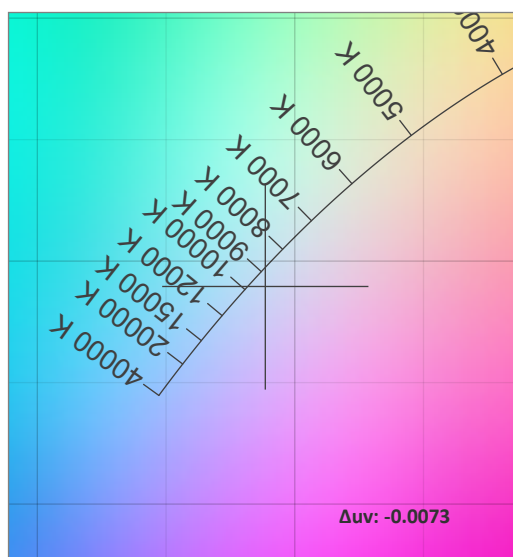
Maverick Force 3 Profile V2: 50% Zoom - Full Power - CTB - TV25

Chromaticity

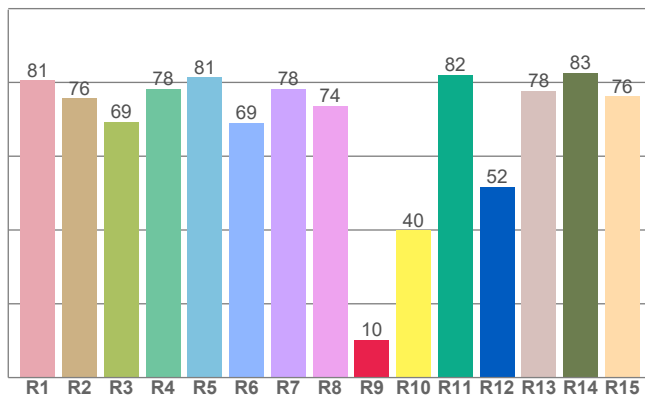
CIE 1931



CIE 1931 - Zoom



CRI: 75.7 (R1-R8)

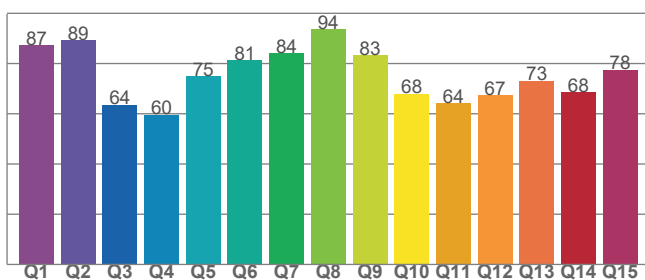


Color Parameters

Color Temperature	Color Coordinate CIE 1931	Color Coordinate CIE 1931
CCT	x	y
9105 K	0.289	0.290

Color Deviation from Black Body Curve	Color Coordinate CIE 1964	Color Coordinate CIE 1964
Δuv	y	u
-0.0073	0.290	0.196

CQS: 73.7



Color Rendering Index	Red Component	Color Quality Scale
CRI	CRI - R9	CQS
75.7	10.2	73.7

Television Lighting Consistency Index	Color Fidelity	Color Gamut
TLCI	TM30 - Rf	TM30 Rg
55	73.1	99.4

Photometric & Chromaticity Report

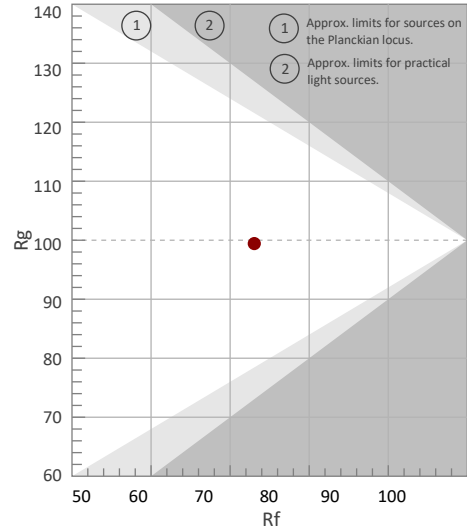
Maverick Force 3 Profile V2: 50% Zoom - Full Power - CTB - TV25

TM-30 Details

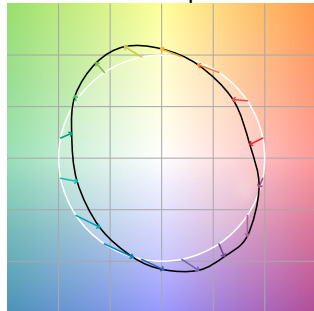
Rf 73.1
Fidelity Index (Rg)

Rg 99.4
Gammut Index (Rg)

Hue Bin	R _f	Graphic shifts (%)	
		Chroma	Hue
1	76	-14%	-4%
2	75	-11%	9%
3	64	-5%	21%
4	68	4%	22%
5	70	13%	14%
6	81	12%	2%
7	92	3%	-4%
8	81	-10%	-7%
9	79	-15%	6%
10	67	-13%	22%
11	40	-5%	30%
12	68	6%	23%
13	76	14%	14%
14	78	13%	-3%
15	77	11%	-17%
16	82	-2%	-9%



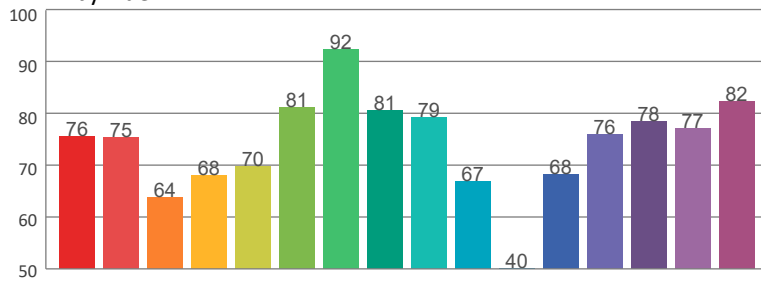
Color Vector Graphic



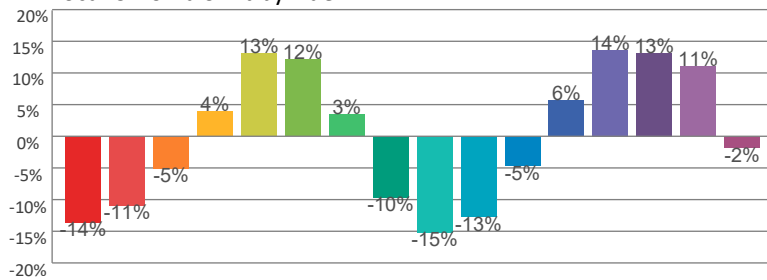
Color Distortion Graphic



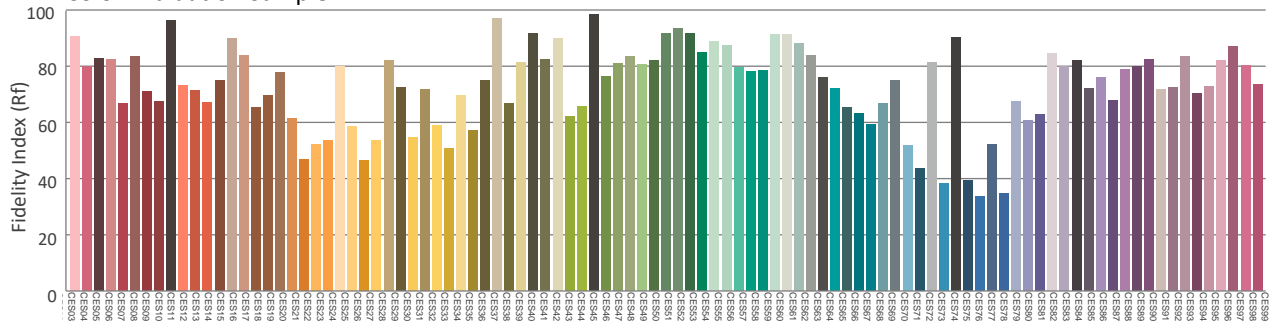
Rf by Hue



Local Chroma Shift by Hue



Color Evaluation Sample



Photometric & Chromaticity Report

Maverick Force 3 Profile V2: 50% Zoom - Full Power - CTB - TV35

Report Summary

Measurements

Fixture Output: 15122 lm
Fixture Peak: 208235 cd
Fixture Efficacy: n/a lm/W
Intensity @ 5m: 8329 lux
Color Temperature: 8972 K
CRI: 75.2 CRI R9 Value: 8.1
CQS: 73.7
TLCI: 54
TM-30 Rf: 72.7
TM-30 Rg: 99.5
Beam Angle (50%): 16.7°
Field Angle (10%): 20°
Cutoff Angle (3%): 20.8°

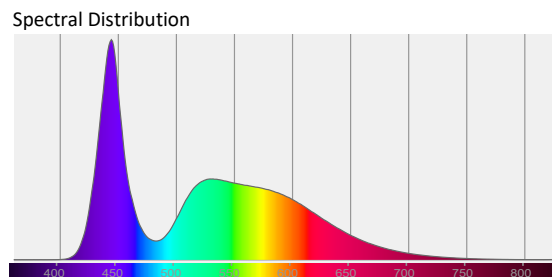
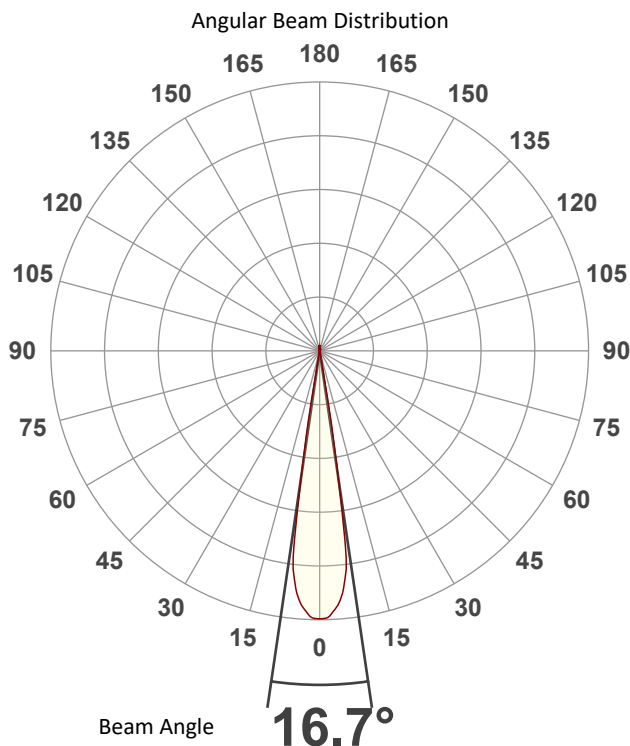


Conditions

AC Supply: 118 V, 60 Hz
Power: n/a W
Current: 0.000 A
Power Factor: n/a

This data sheet conforms to American National Standard E1.9 – 2007 (R2017). All data was measured and calculated by a Viso Systems LabSpion Goniometer at the Chauvet PD Optics Laboratory in Sunrise, FL on 4/17/2023 to LM-63-2002 Standards.

Overall Measurement



Tested Color (CIE 1931):
X: 0.289
Y: 0.291

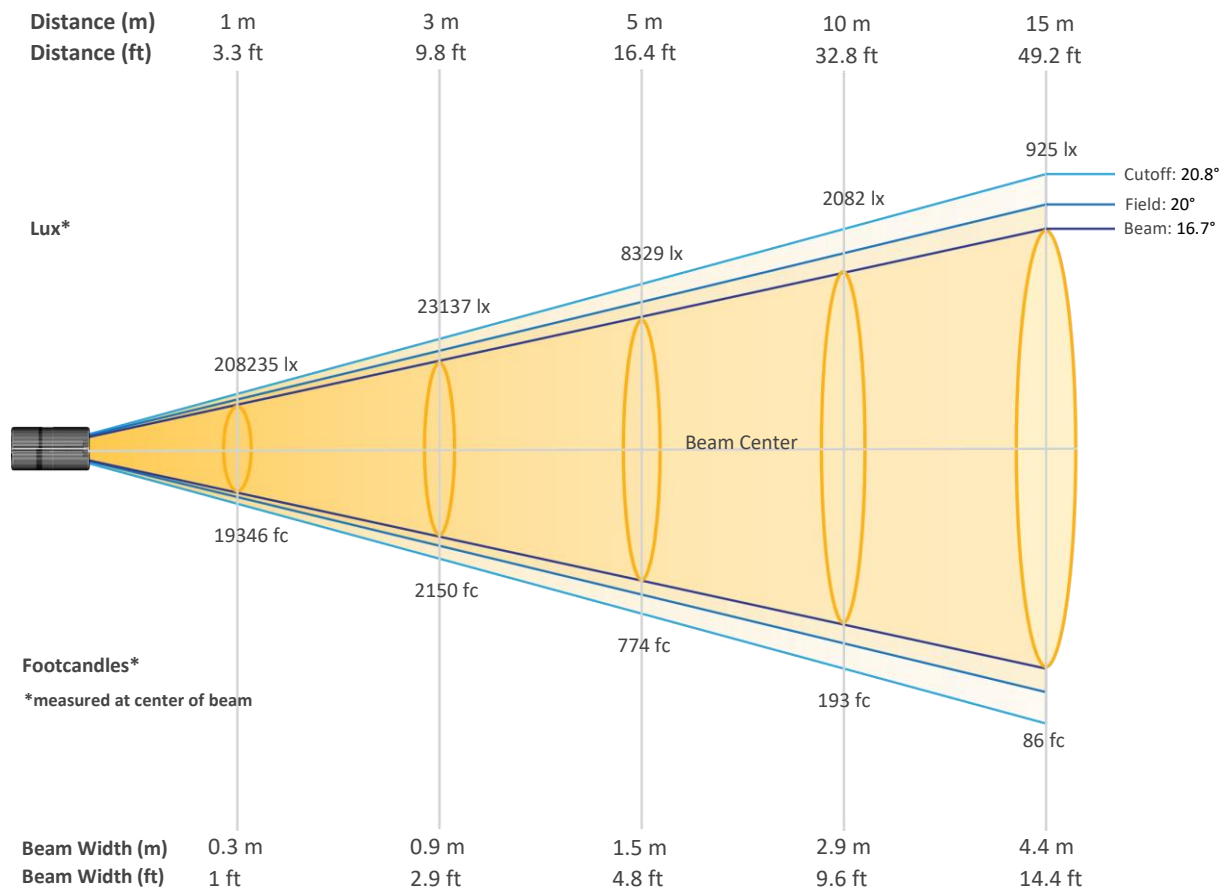
Light Quality
CRI: 75.2

Color Temperature
8972 K

Photometric & Chromaticity Report

Maverick Force 3 Profile V2: 50% Zoom - Full Power - CTB - TV35

Beam Details

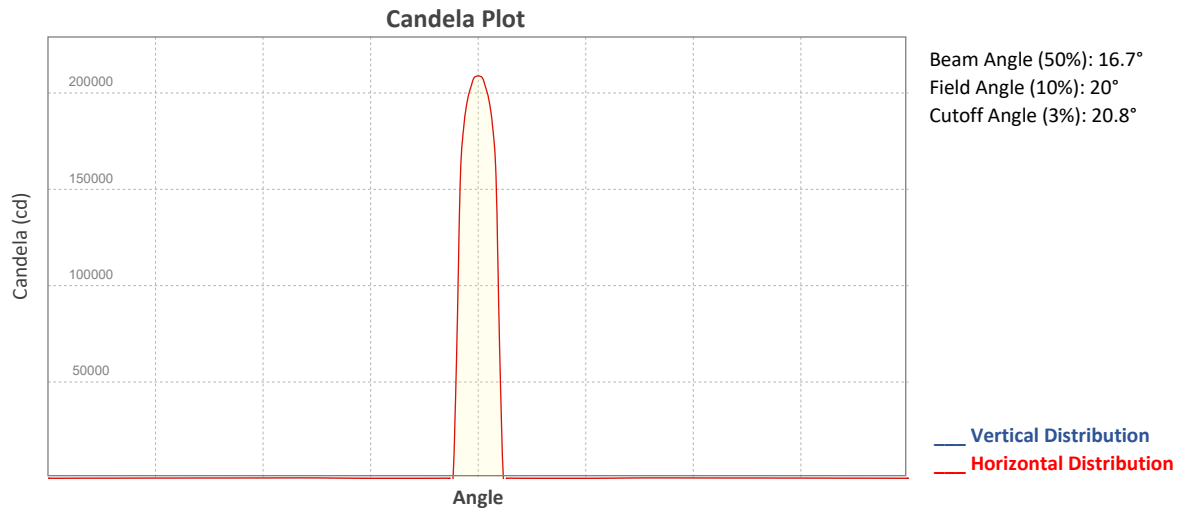


Beam Intensities from 1-20m (3.3-65.6ft)

Distance	1m	2m	3m	4m	5m	6m	7m	8m	9m	10m
Lux	208235	52059	23137	13015	8329	5784	4250	3254	2571	2082
Distance	11m	12m	13m	14m	15m	16m	17m	18m	19m	20m
Lux	1721	1446	1232	1062	925	813	721	643	577	521
Distance	3.3ft	6.6ft	9.8ft	13.1ft	16.4ft	19.7ft	23ft	26.2ft	29.5ft	32.8ft
FC	19346	4836	2150	1209	774	537	395	302	239	193
Distance	36.1ft	39.4ft	42.7ft	45.9ft	49.2ft	52.5ft	55.8ft	59.1ft	62.3ft	65.6ft
FC	160	134	114	99	86	76	67	60	54	48

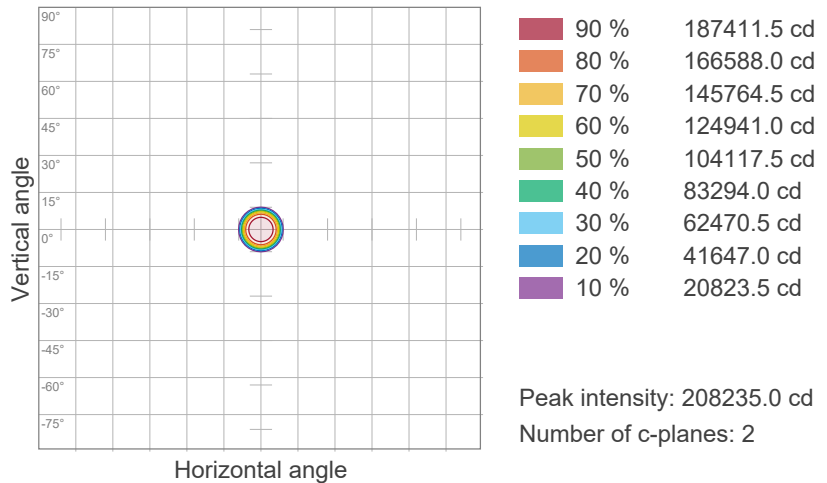
Photometric & Chromaticity Report

Maverick Force 3 Profile V2: 50% Zoom - Full Power - CTB - TV35

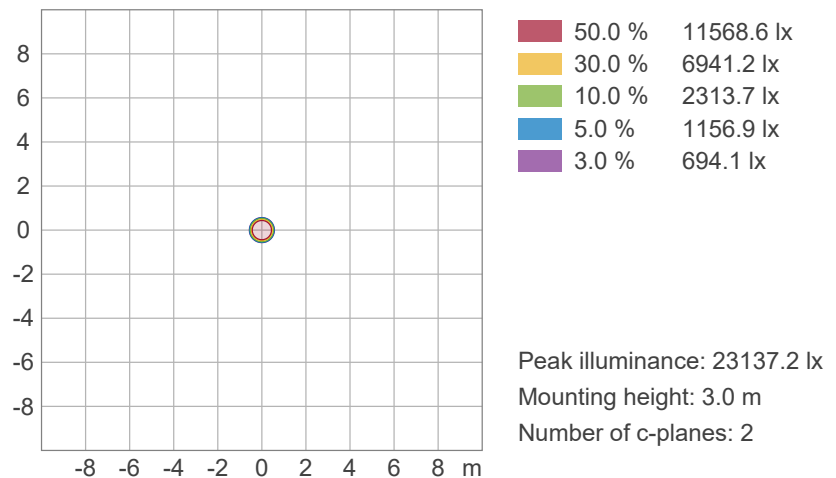


ISO Diagrams

ISO Candela Diagram



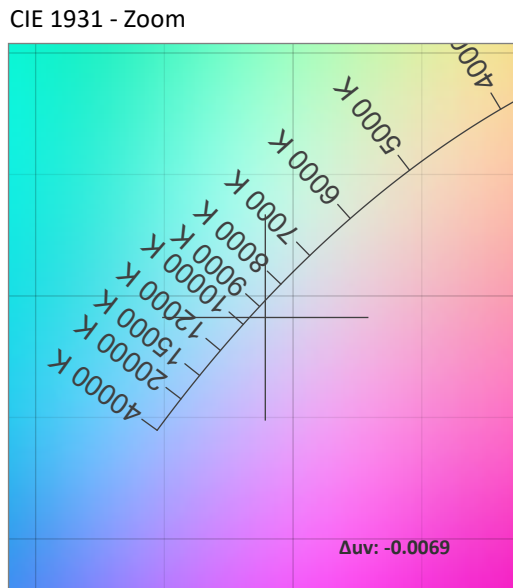
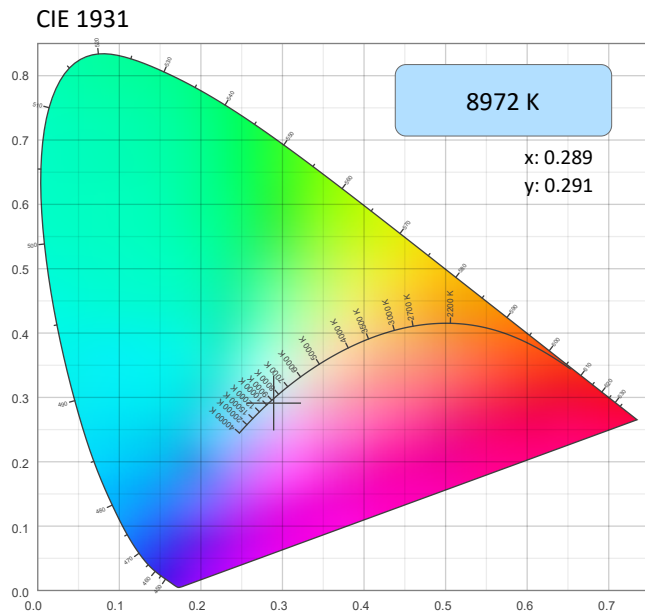
ISO Lux Diagram



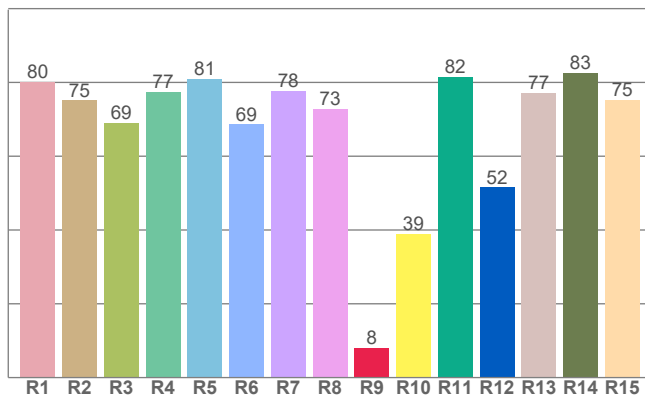
Photometric & Chromaticity Report

Maverick Force 3 Profile V2: 50% Zoom - Full Power - CTB - TV35

Chromaticity



CRI: 75.2 (R1-R8)

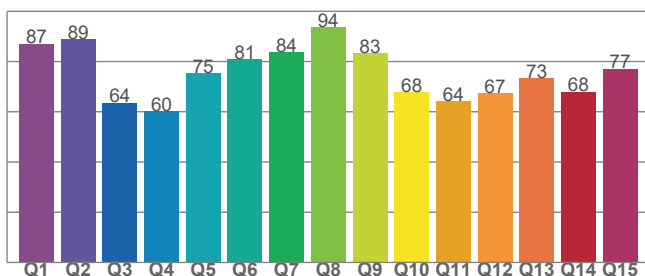


Color Parameters

Color Temperature	Color Coordinate CIE 1931	Color Coordinate CIE 1931
CCT	x	y
8972 K	0.289	0.291

Color Deviation from Black Body Curve	Color Coordinate CIE 1964	Color Coordinate CIE 1964
Δuv	y	u
-0.0069	0.291	0.196

CQS: 73.7



Color Rendering Index	Red Component	Color Quality Scale
CRI	CRI - R9	CQS
75.2	8.1	73.7

Television Lighting Consistency Index	Color Fidelity	Color Gamut
TLCI	TM30 - Rf	TM30 Rg
54	72.7	99.5

Photometric & Chromaticity Report

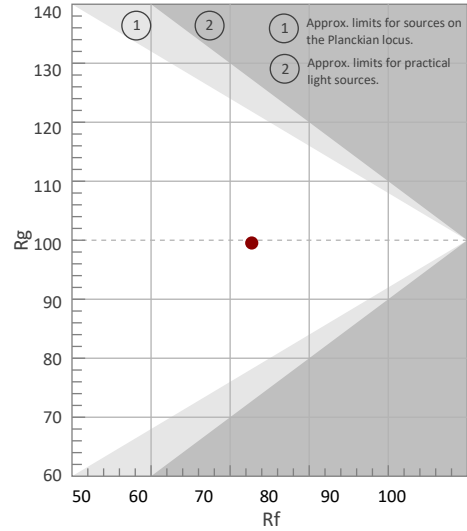
Maverick Force 3 Profile V2: 50% Zoom - Full Power - CTB - TV35

TM-30 Details

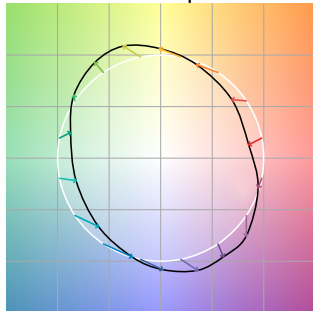
Rf 72.7
Fidelity Index (Rg)

Rg 99.5
Gammut Index (Rg)

Hue Bin	R _f	Graphic shifts (%)	
		Chroma	Hue
1	75	-14%	-4%
2	75	-11%	9%
3	63	-5%	21%
4	68	4%	22%
5	69	14%	14%
6	80	13%	2%
7	92	4%	-4%
8	80	-9%	-7%
9	79	-15%	5%
10	67	-13%	22%
11	39	-5%	30%
12	68	6%	23%
13	76	14%	14%
14	78	13%	-3%
15	77	11%	-17%
16	82	-2%	-10%



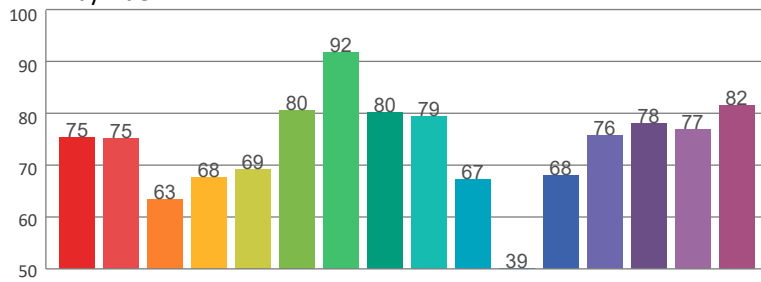
Color Vector Graphic



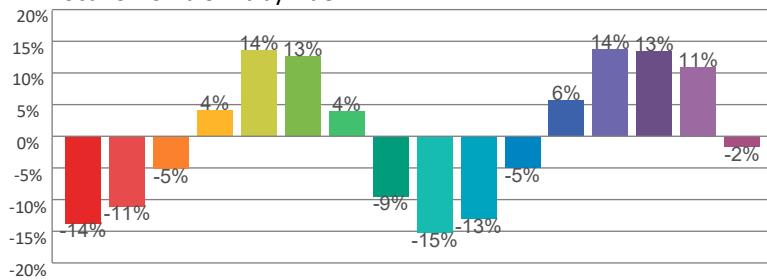
Color Distortion Graphic



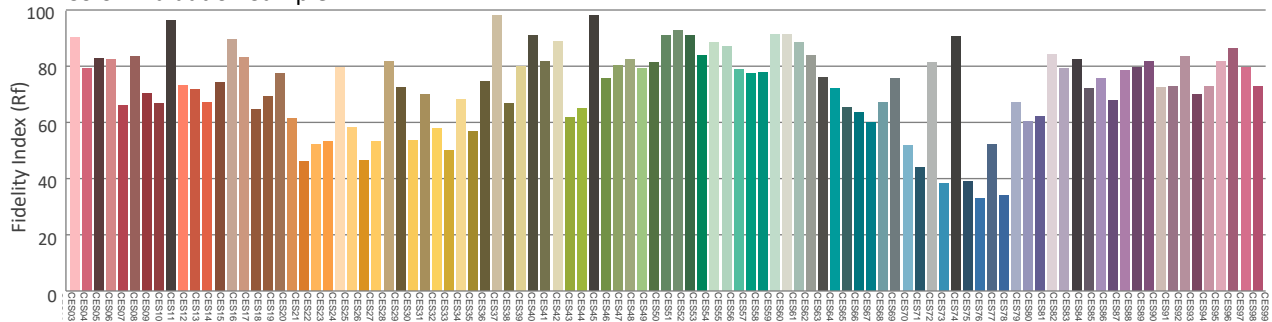
Rf by Hue



Local Chroma Shift by Hue



Color Evaluation Sample



Photometric & Chromaticity Report

Maverick Force 3 Profile V2: 50% Zoom - Full Power - CTO

Report Summary

Measurements

Fixture Output: 19784 lm
Fixture Peak: 266455 cd
Fixture Efficacy: n/a lm/W
Intensity @ 5m: 10658 lux
Color Temperature: 2932 K
CRI: 52.4 CRI R9 Value: -84.6
CQS: 55.2
TLCI: 22
TM-30 Rf: 59.7
TM-30 Rg: 83.3
Beam Angle (50%): 17°
Field Angle (10%): 20.2°
Cutoff Angle (3%): 20.8°

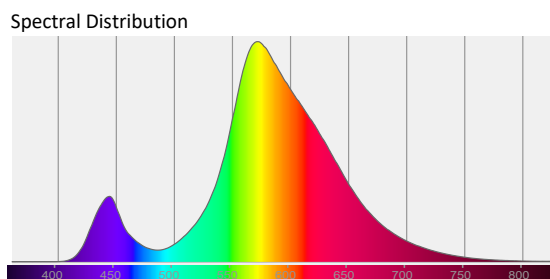
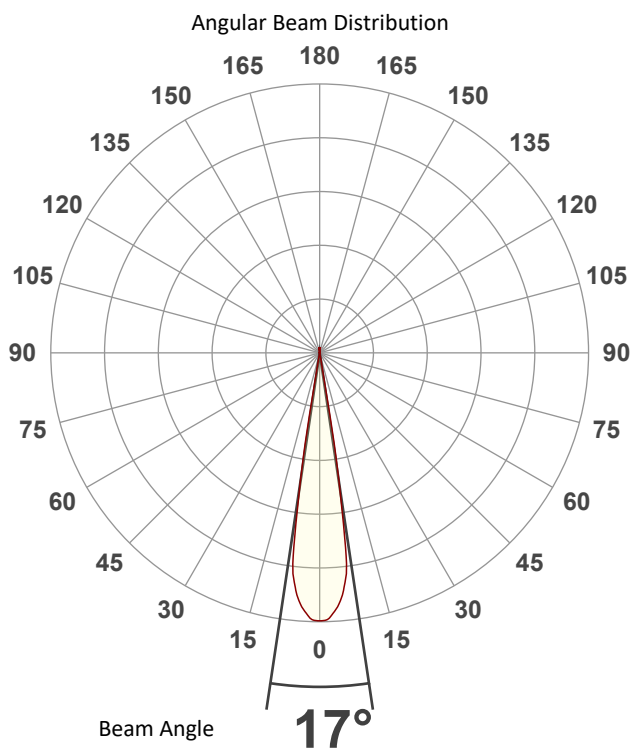


Conditions

AC Supply: 118 V, 60 Hz
Power: n/a W
Current: 0.000 A
Power Factor: n/a

This data sheet conforms to American National Standard E1.9 – 2007 (R2017). All data was measured and calculated by a Viso Systems LabSpion Goniometer at the Chauvet PD Optics Laboratory in Sunrise, FL on 4/17/2023 to LM-63-2002 Standards.

Overall Measurement



Tested Color (CIE 1931):

X: 0.453

Y: 0.428



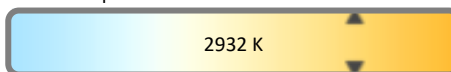
Light Quality

CRI: 52.4



Color Temperature

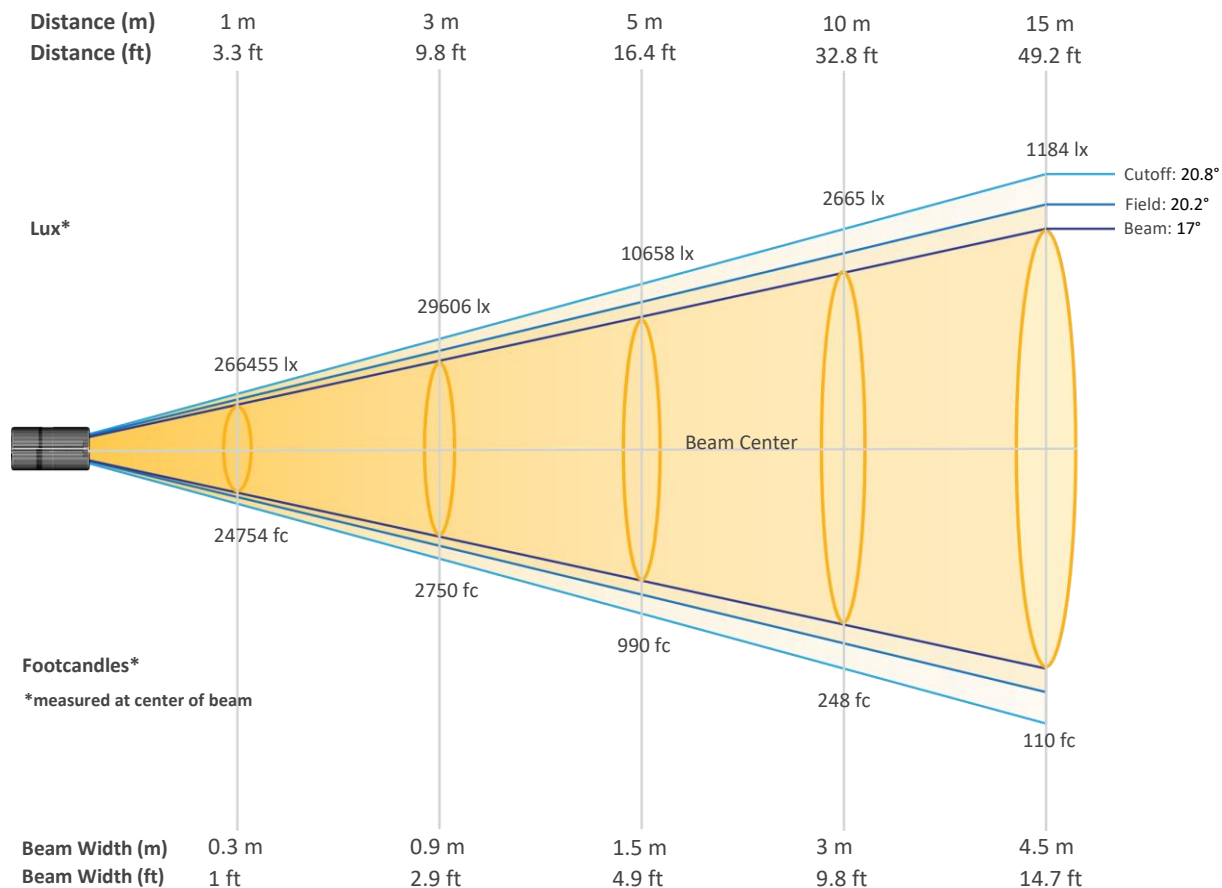
2932 K



Photometric & Chromaticity Report

Maverick Force 3 Profile V2: 50% Zoom - Full Power - CTO

Beam Details

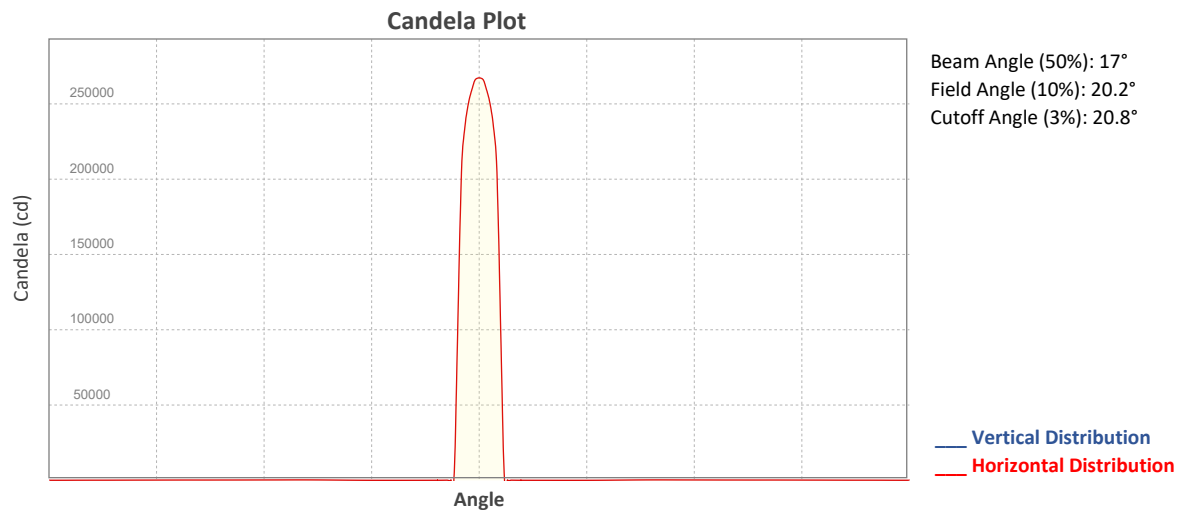


Beam Intensities from 1-20m (3.3-65.6ft)

Distance	1m	2m	3m	4m	5m	6m	7m	8m	9m	10m
Lux	266455	66614	29606	16653	10658	7402	5438	4163	3290	2665
Distance	11m	12m	13m	14m	15m	16m	17m	18m	19m	20m
Lux	2202	1850	1577	1359	1184	1041	922	822	738	666
Distance	3.3ft	6.6ft	9.8ft	13.1ft	16.4ft	19.7ft	23ft	26.2ft	29.5ft	32.8ft
FC	24754	6189	2750	1547	990	688	505	387	306	248
Distance	36.1ft	39.4ft	42.7ft	45.9ft	49.2ft	52.5ft	55.8ft	59.1ft	62.3ft	65.6ft
FC	205	172	146	126	110	97	86	76	69	62

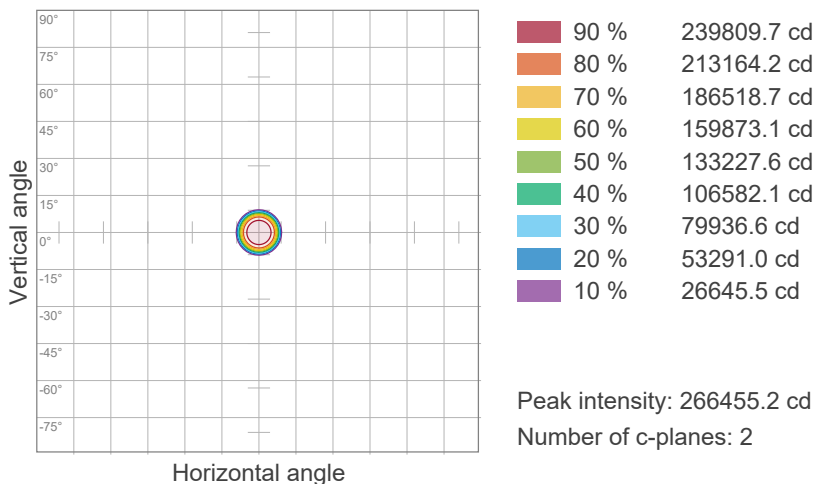
Photometric & Chromaticity Report

Maverick Force 3 Profile V2: 50% Zoom - Full Power - CTO

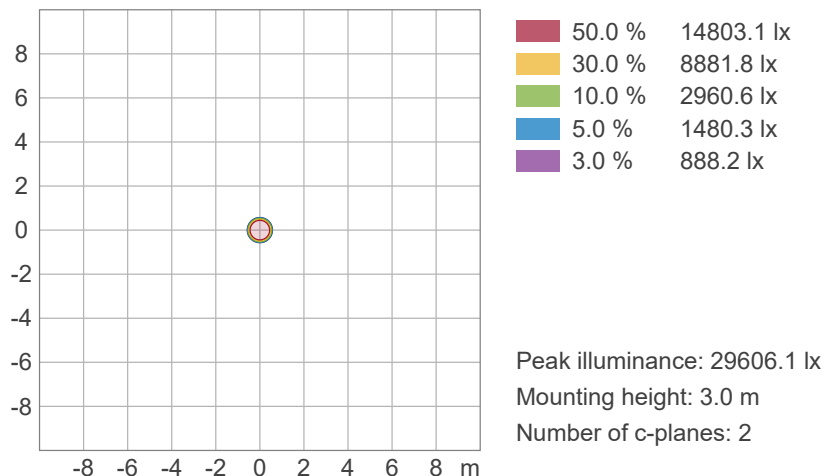


ISO Diagrams

ISO Candela Diagram



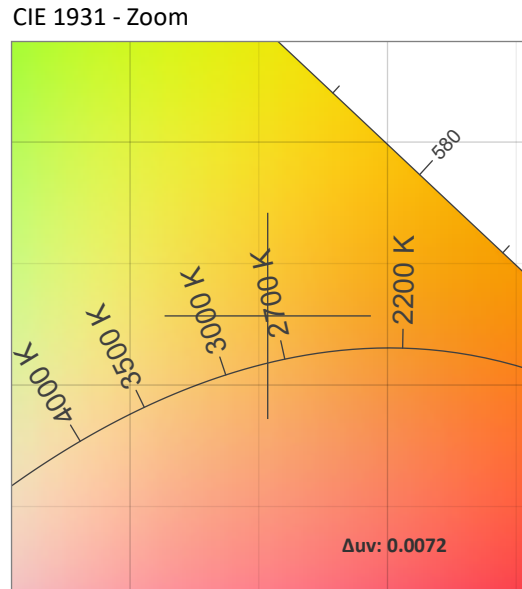
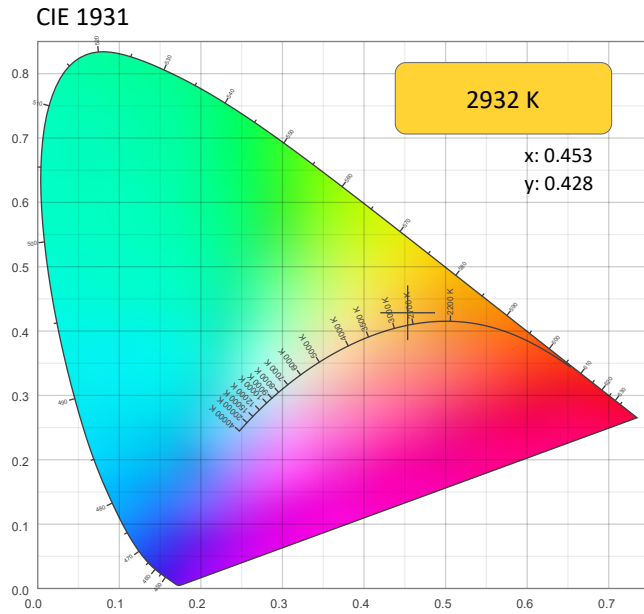
ISO Lux Diagram



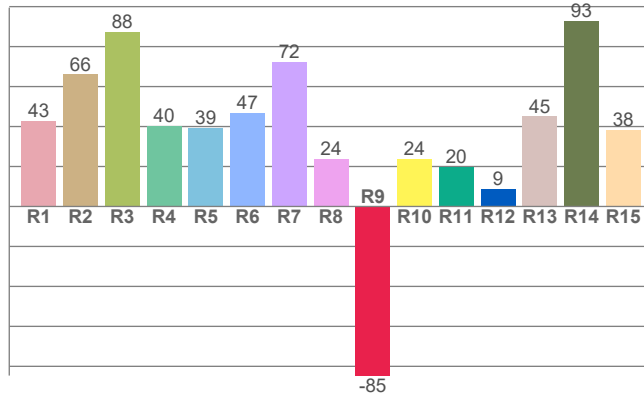
Photometric & Chromaticity Report

Maverick Force 3 Profile V2: 50% Zoom - Full Power - CTO

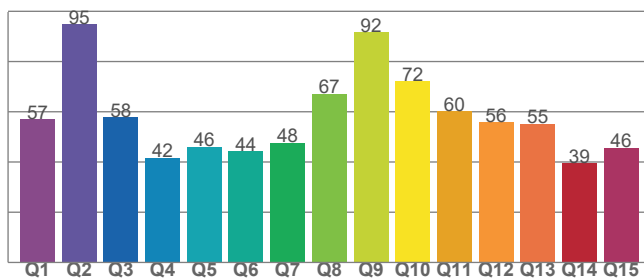
Chromaticity



CRI: 52.4 (R1-R8)



CQS: 55.2



Color Parameters

Color Temperature	Color Coordinate CIE 1931	Color Coordinate CIE 1931
CCT	x	y
2932 K	0.453	0.428

Color Deviation from Black Body Curve	Color Coordinate CIE 1964	Color Coordinate CIE 1964
Δuv	y	u
0.0072	0.428	0.251

Color Rendering Index	Red Component	Color Quality Scale
CRI	CRI - R9	CQS
52.4	-84.6	55.2

Television Lighting Consistency Index	Color Fidelity	Color Gamut
TLCI	TM30 - Rf	TM30 Rg
22	59.7	83.3

Photometric & Chromaticity Report

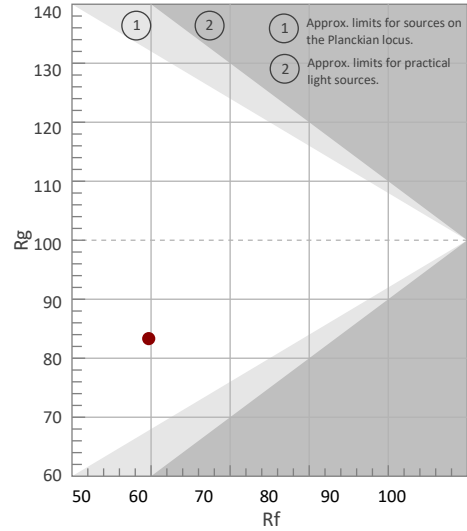
Maverick Force 3 Profile V2: 50% Zoom - Full Power - CTO

TM-30 Details

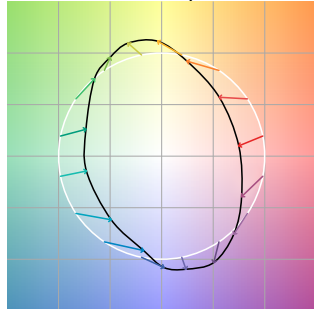
Rf 59.7
Fidelity Index (Rg)

Rg 83.3
Gammut Index (Rg)

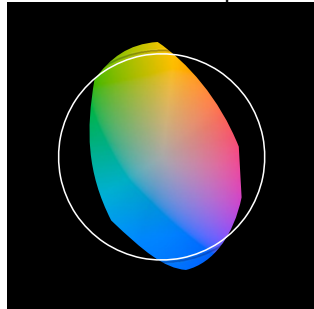
Hue Bin	R _f	Graphic shifts (%)	
		Chroma	Hue
1	54	-25%	-5%
2	52	-22%	16%
3	40	-10%	31%
4	61	9%	26%
5	76	14%	11%
6	79	7%	-12%
7	59	-4%	-26%
8	60	-23%	-11%
9	59	-26%	0%
10	46	-25%	24%
11	47	-14%	36%
12	61	5%	23%
13	80	12%	2%
14	71	14%	-15%
15	60	0%	-24%
16	64	-16%	-23%



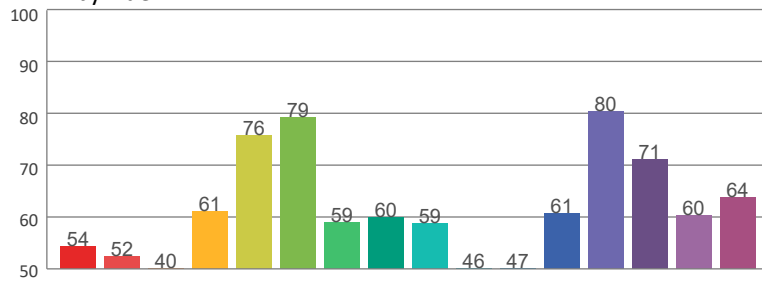
Color Vector Graphic



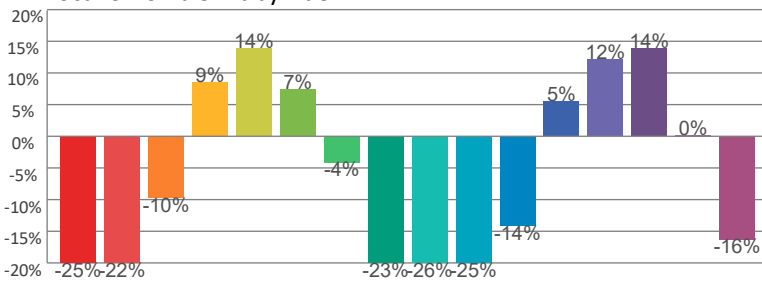
Color Distortion Graphic



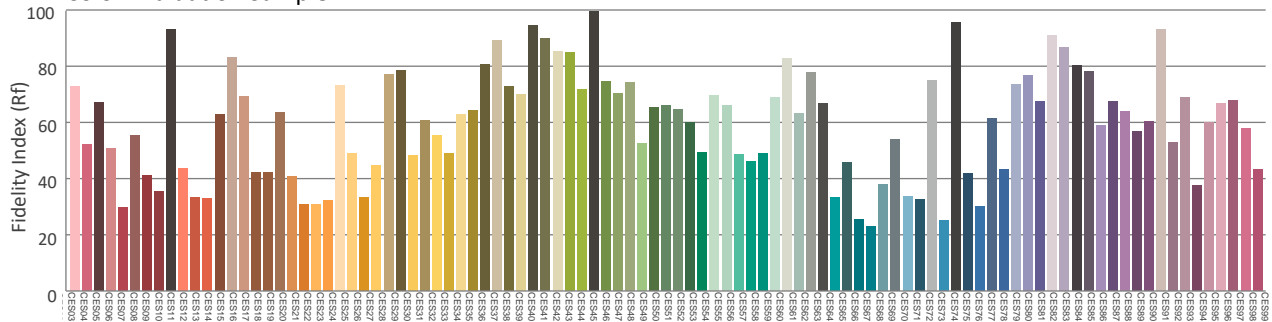
Rf by Hue



Local Chroma Shift by Hue



Color Evaluation Sample



Photometric & Chromaticity Report

Maverick Force 3 Profile V2: 50% Zoom - Full Power - CTO - Auto

Report Summary

Measurements

Fixture Output: 19130 lm
Fixture Peak: 263233 cd
Fixture Efficacy: n/a lm/W
Intensity @ 5m: 10529 lux
Color Temperature: 2932 K
CRI: 52.4 CRI R9 Value: -84.5
CQS: 55.2
TLCI: 22
TM-30 Rf: 59.8
TM-30 Rg: 83.2
Beam Angle (50%): 16.6°
Field Angle (10%): 20°
Cutoff Angle (3%): 21.3°

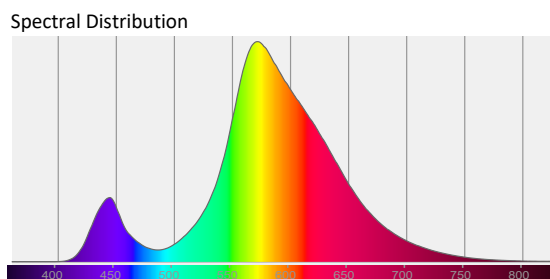
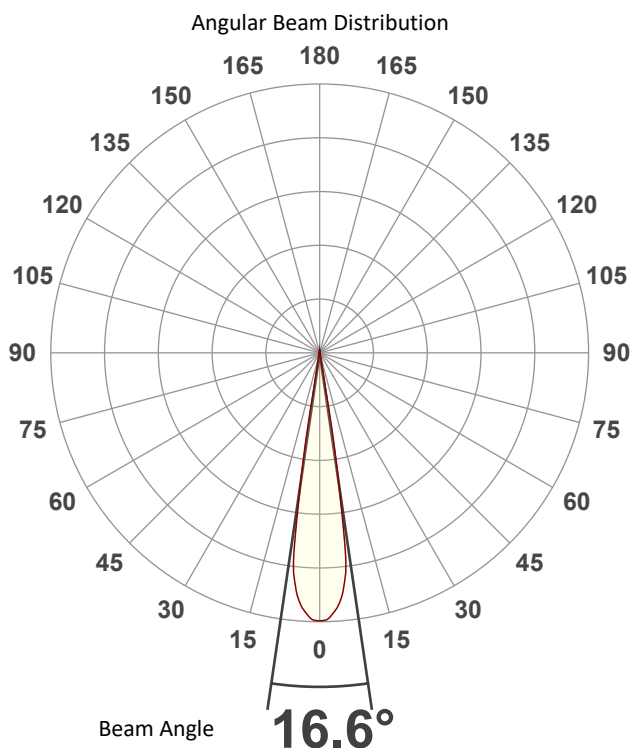


Conditions

AC Supply: 118 V, 60 Hz
Power: n/a W
Current: 0.000 A
Power Factor: n/a

This data sheet conforms to American National Standard E1.9 – 2007 (R2017). All data was measured and calculated by a Viso Systems LabSpion Goniometer at the Chauvet PD Optics Laboratory in Sunrise, FL on 4/17/2023 to LM-63-2002 Standards.

Overall Measurement



Tested Color (CIE 1931):

X: 0.454

Y: 0.429



Light Quality

CRI: 52.4

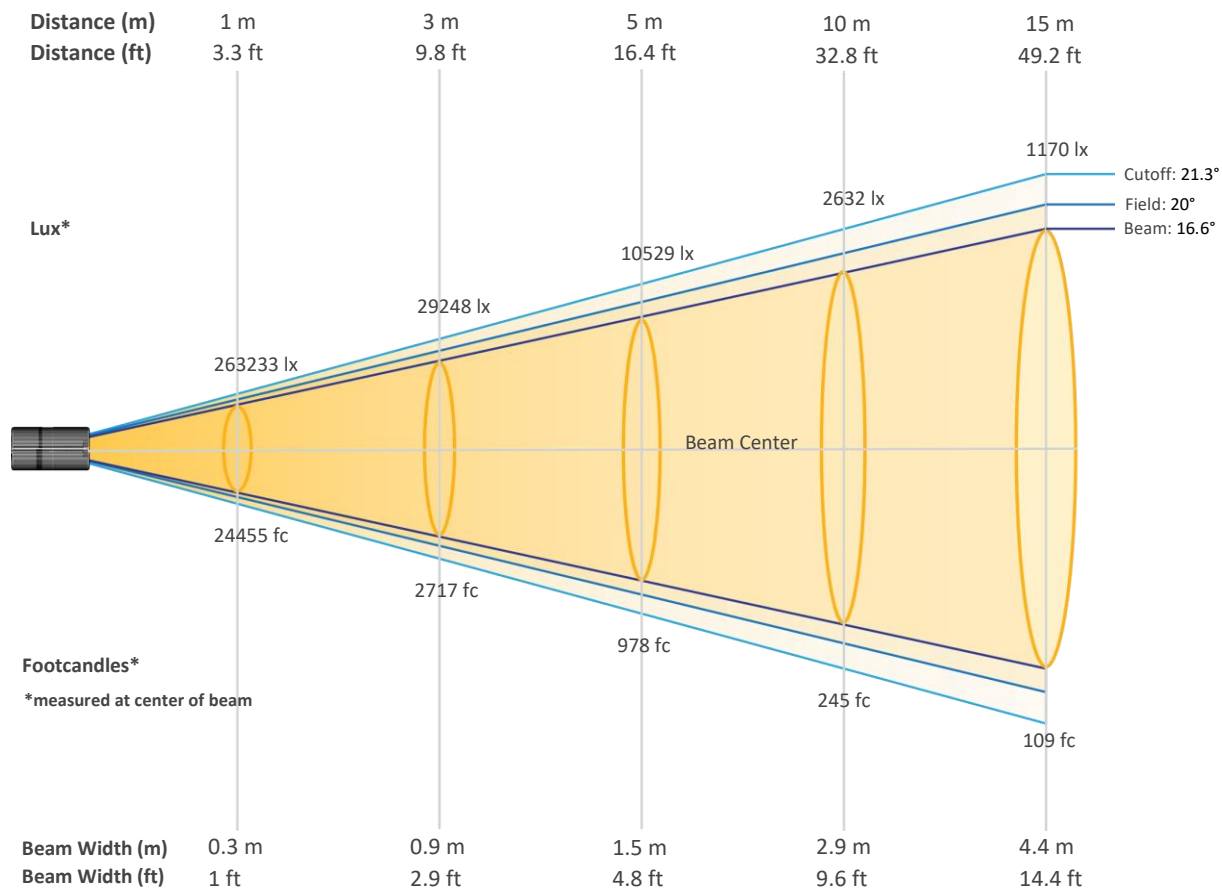
Color Temperature

2932 K

Photometric & Chromaticity Report

Maverick Force 3 Profile V2: 50% Zoom - Full Power - CTO - Auto

Beam Details

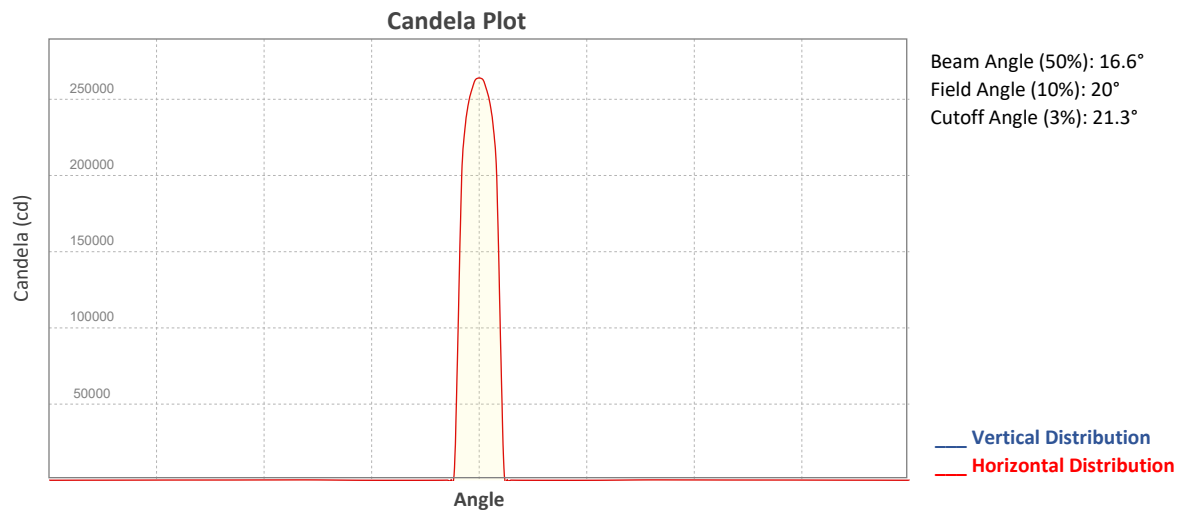


Beam Intensities from 1-20m (3.3-65.6ft)

Distance	1m	2m	3m	4m	5m	6m	7m	8m	9m	10m
Lux	263233	65808	29248	16452	10529	7312	5372	4113	3250	2632
Distance	11m	12m	13m	14m	15m	16m	17m	18m	19m	20m
Lux	2175	1828	1558	1343	1170	1028	911	812	729	658
Distance	3.3ft	6.6ft	9.8ft	13.1ft	16.4ft	19.7ft	23ft	26.2ft	29.5ft	32.8ft
FC	24455	6114	2717	1528	978	679	499	382	302	245
Distance	36.1ft	39.4ft	42.7ft	45.9ft	49.2ft	52.5ft	55.8ft	59.1ft	62.3ft	65.6ft
FC	202	170	145	125	109	96	85	75	68	61

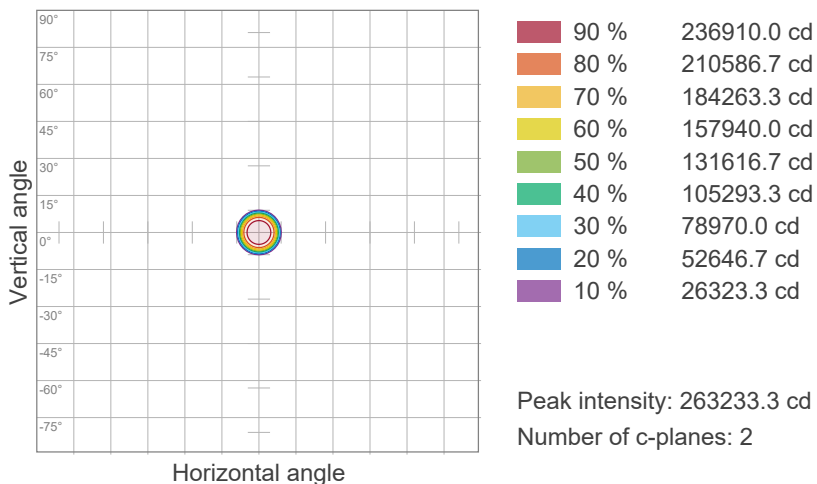
Photometric & Chromaticity Report

Maverick Force 3 Profile V2: 50% Zoom - Full Power - CTO - Auto

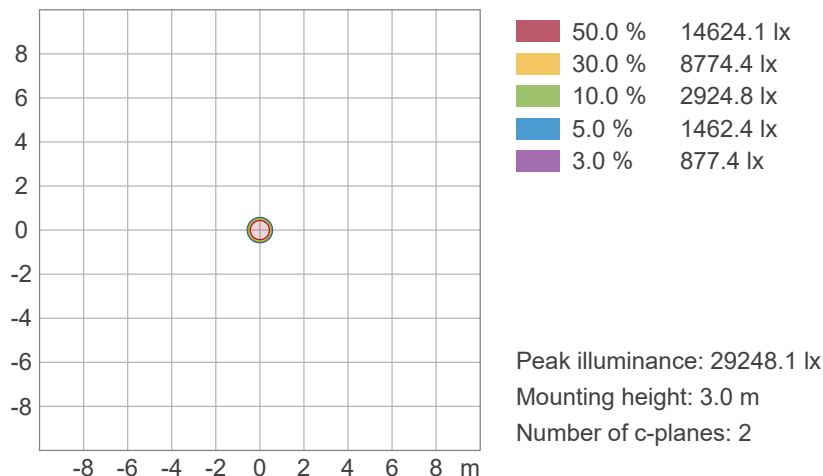


ISO Diagrams

ISO Candela Diagram



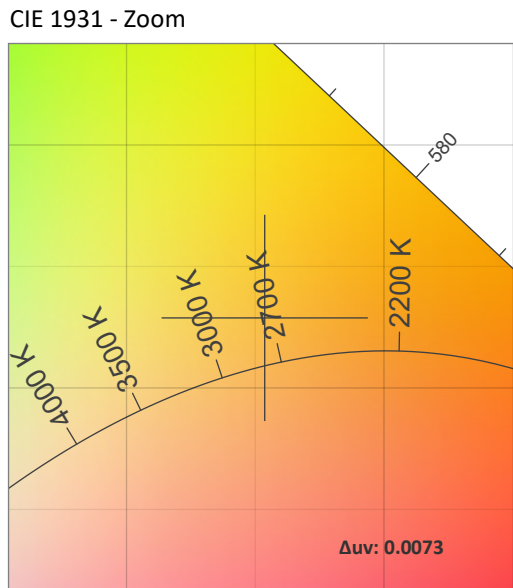
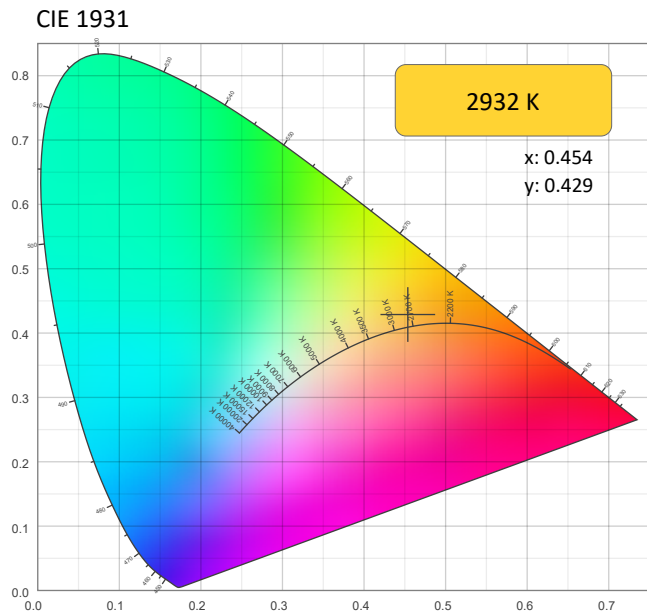
ISO Lux Diagram



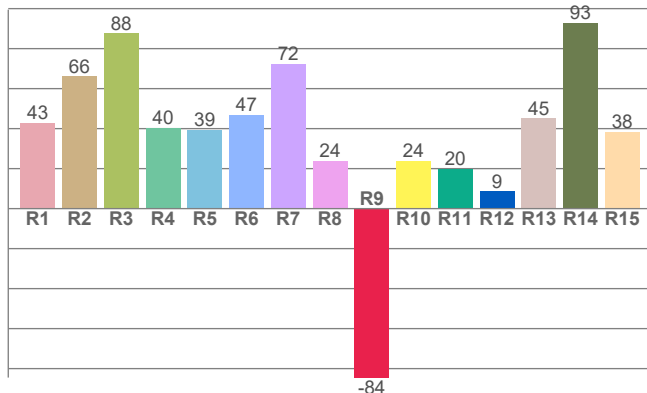
Photometric & Chromaticity Report

Maverick Force 3 Profile V2: 50% Zoom - Full Power - CTO - Auto

Chromaticity



CRI: 52.4 (R1-R8)

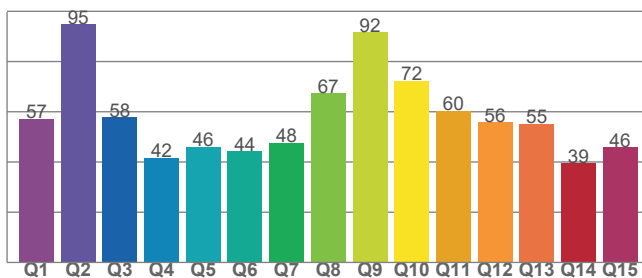


Color Parameters

Color Temperature	Color Coordinate CIE 1931	Color Coordinate CIE 1931
CCT	x	y
2932 K	0.454	0.429

Color Deviation from Black Body Curve	Color Coordinate CIE 1964	Color Coordinate CIE 1964
Δuv	y	u
0.0073	0.429	0.251

CQS: 55.2



Color Rendering Index	Red Component	Color Quality Scale
CRI	CRI - R9	CQS
52.4	-84.5	55.2

Television Lighting Consistency Index	Color Fidelity	Color Gamut
TLCI	TM30 - Rf	TM30 Rg
22	59.8	83.2

Photometric & Chromaticity Report

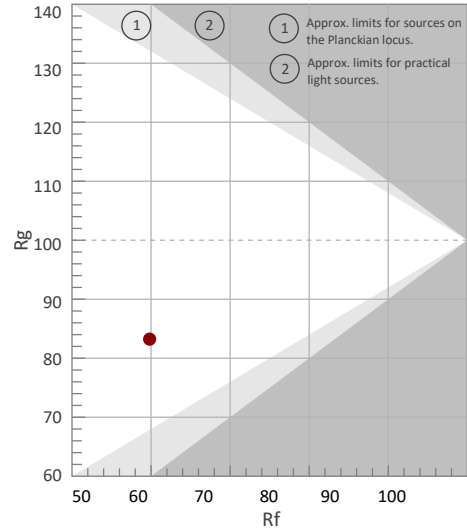
Maverick Force 3 Profile V2: 50% Zoom - Full Power - CTO - Auto

TM-30 Details

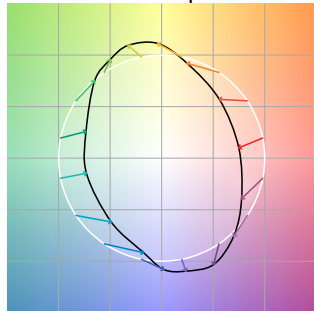
Rf 59.8
Fidelity Index (Rg)

Rg 83.2
Gammut Index (Rg)

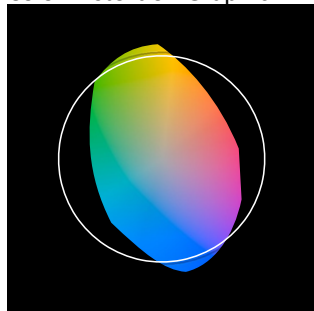
Hue Bin	R _f	Graphic shifts (%)	
		Chroma	Hue
1	54	-25%	-5%
2	52	-22%	16%
3	40	-10%	31%
4	61	8%	25%
5	76	14%	11%
6	79	7%	-12%
7	59	-4%	-26%
8	60	-23%	-11%
9	59	-26%	0%
10	46	-25%	24%
11	47	-14%	36%
12	61	6%	23%
13	80	12%	2%
14	71	14%	-15%
15	60	0%	-24%
16	64	-16%	-23%



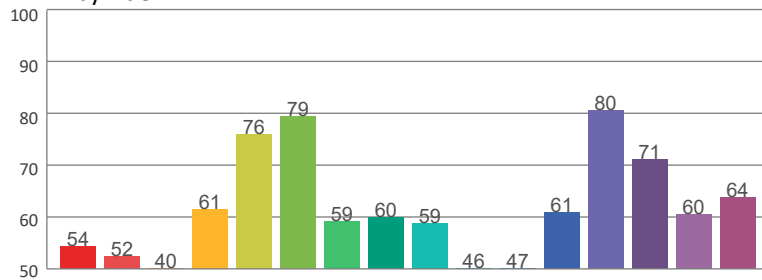
Color Vector Graphic



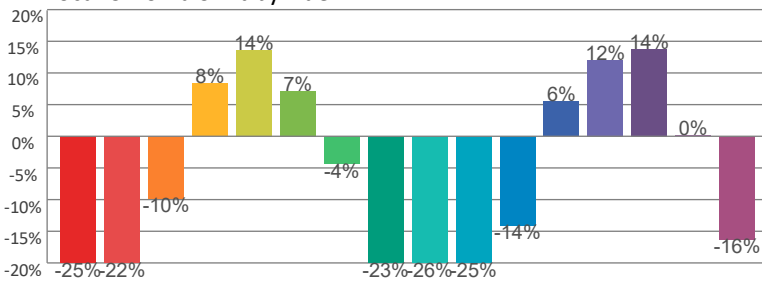
Color Distortion Graphic



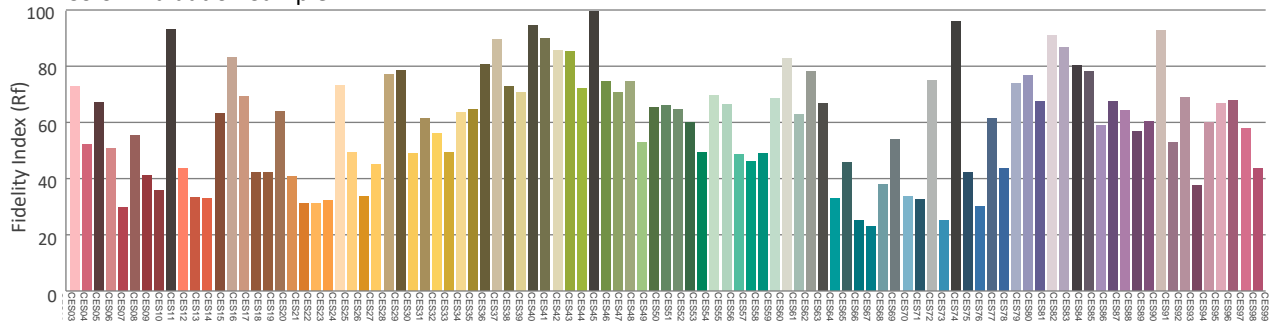
Rf by Hue



Local Chroma Shift by Hue



Color Evaluation Sample



Photometric & Chromaticity Report

Maverick Force 3 Profile V2: 50% Zoom - Full Power - CTO - ECO

Report Summary

Measurements

Fixture Output: 17806 lm
Fixture Peak: 246324 cd
Fixture Efficacy: n/a lm/W
Intensity @ 5m: 9853 lux
Color Temperature: 2926 K
CRI: 52.2 CRI R9 Value: -85.2
CQS: 55.1
TLCI: 22
TM-30 Rf: 59.6
TM-30 Rg: 83.2
Beam Angle (50%): 17°
Field Angle (10%): 19.9°
Cutoff Angle (3%): 21.5°

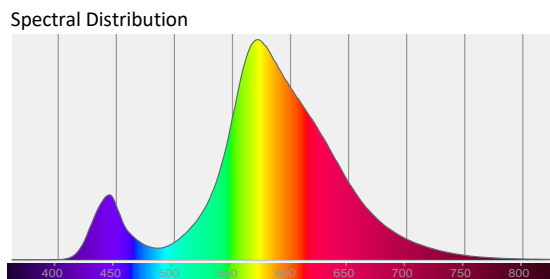
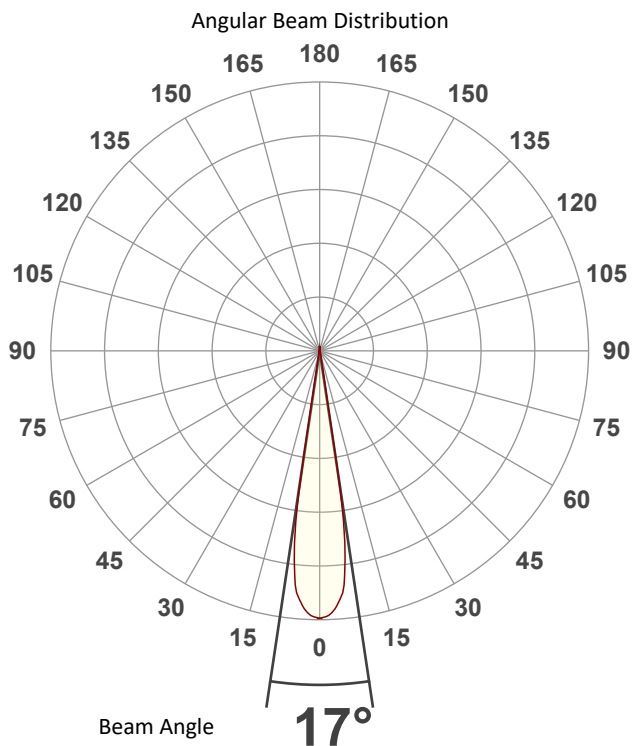


Conditions

AC Supply: 117 V, 60 Hz
Power: n/a W
Current: 0.000 A
Power Factor: n/a

This data sheet conforms to American National Standard E1.9 – 2007 (R2017). All data was measured and calculated by a Viso Systems LabSpion Goniometer at the Chauvet PD Optics Laboratory in Sunrise, FL on 4/17/2023 to LM-63-2002 Standards.

Overall Measurement



Tested Color (CIE 1931):

X: 0.454

Y: 0.428



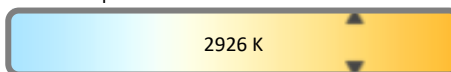
Light Quality

CRI: 52.2



Color Temperature

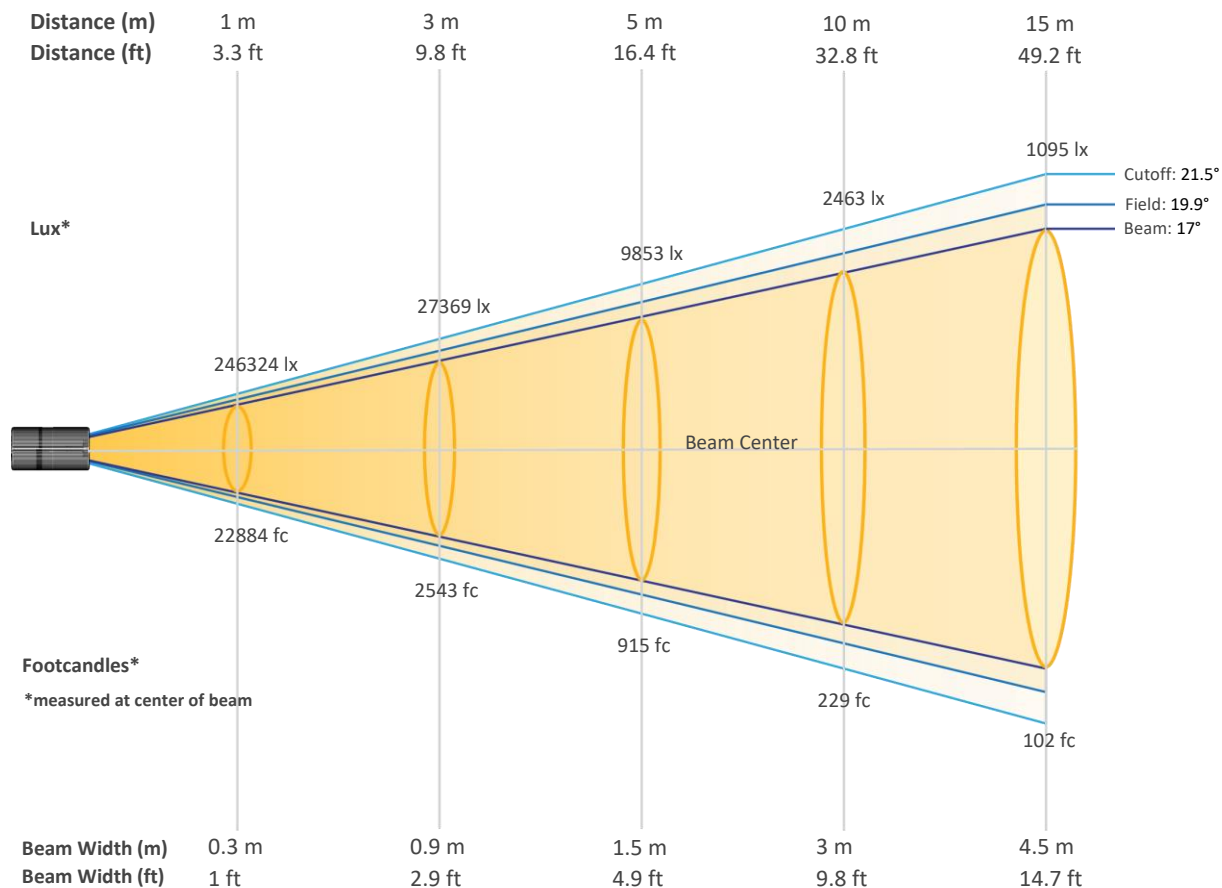
2926 K



Photometric & Chromaticity Report

Maverick Force 3 Profile V2: 50% Zoom - Full Power - CTO - ECO

Beam Details

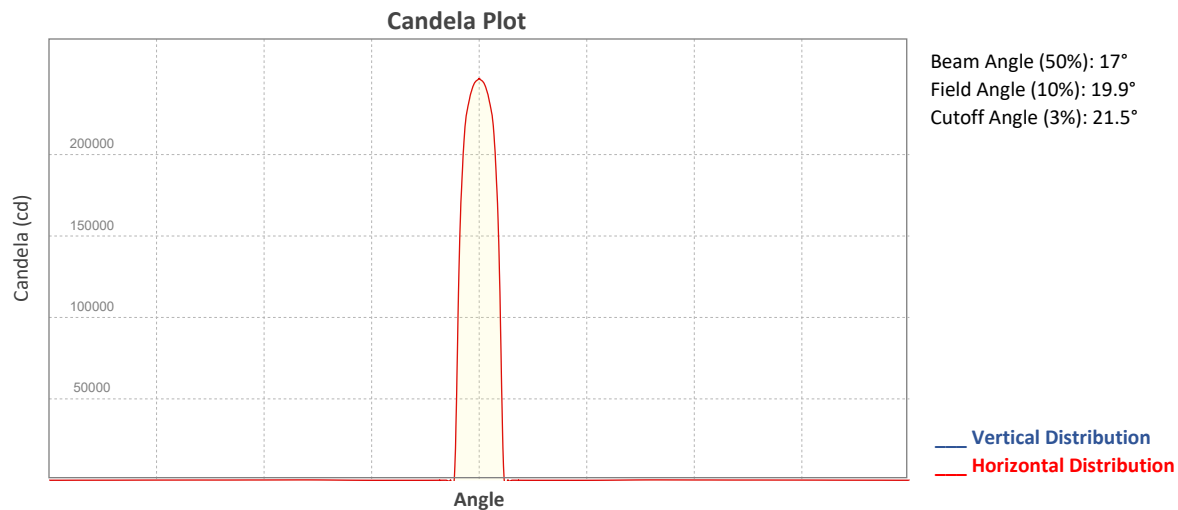


Beam Intensities from 1-20m (3.3-65.6ft)

Distance	1m	2m	3m	4m	5m	6m	7m	8m	9m	10m
Lux	246324	61581	27369	15395	9853	6842	5027	3849	3041	2463
Distance	11m	12m	13m	14m	15m	16m	17m	18m	19m	20m
Lux	2036	1711	1458	1257	1095	962	852	760	682	616
Distance	3.3ft	6.6ft	9.8ft	13.1ft	16.4ft	19.7ft	23ft	26.2ft	29.5ft	32.8ft
FC	22884	5721	2543	1430	915	636	467	358	283	229
Distance	36.1ft	39.4ft	42.7ft	45.9ft	49.2ft	52.5ft	55.8ft	59.1ft	62.3ft	65.6ft
FC	189	159	135	117	102	89	79	71	63	57

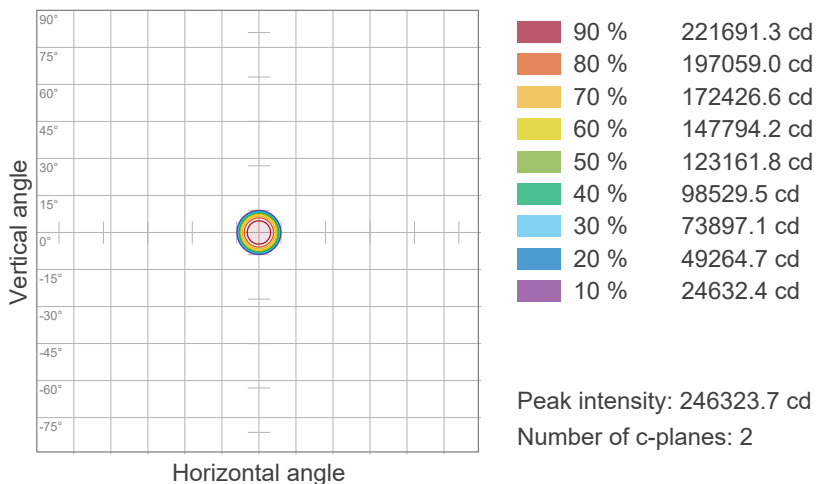
Photometric & Chromaticity Report

Maverick Force 3 Profile V2: 50% Zoom - Full Power - CTO - ECO

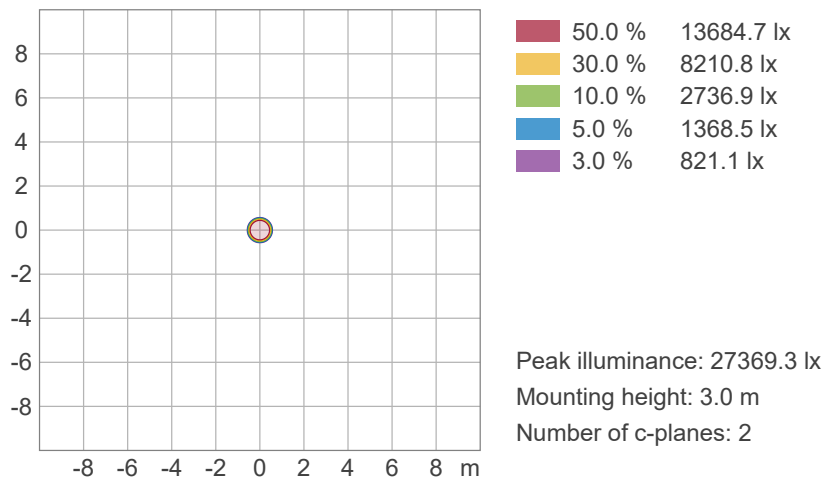


ISO Diagrams

ISO Candela Diagram



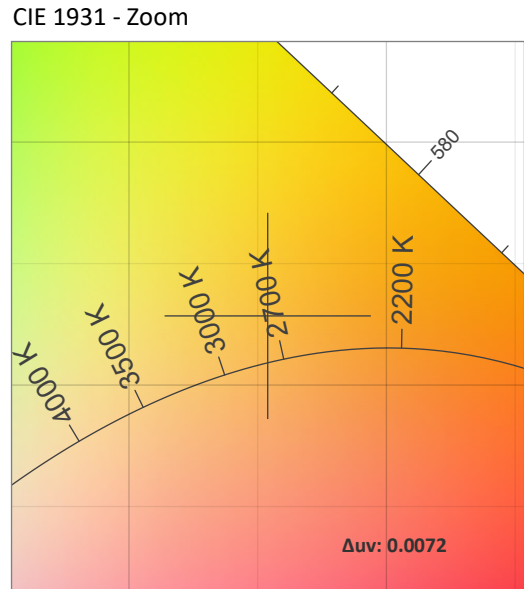
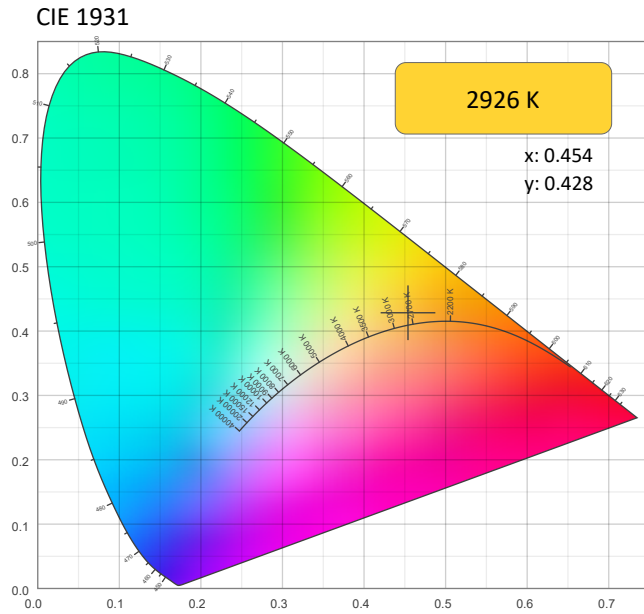
ISO Lux Diagram



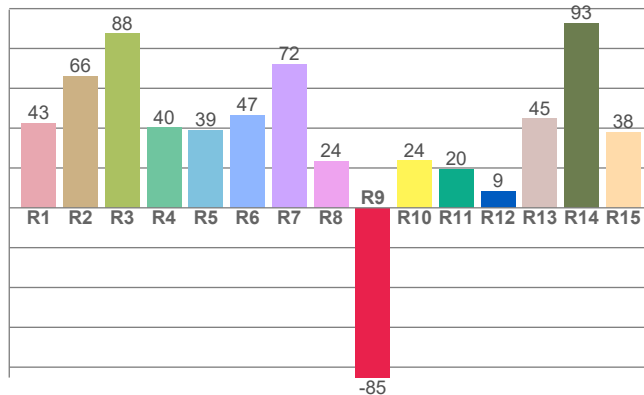
Photometric & Chromaticity Report

Maverick Force 3 Profile V2: 50% Zoom - Full Power - CTO - ECO

Chromaticity



CRI: 52.2 (R1-R8)



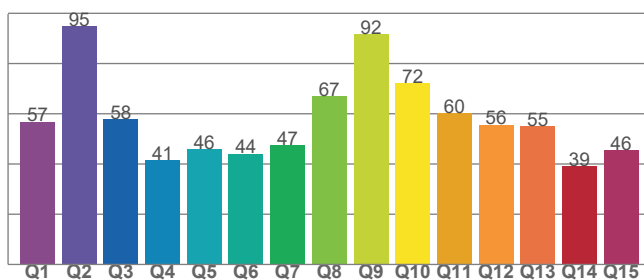
Color Parameters

Color Temperature	Color Coordinate CIE 1931	Color Coordinate CIE 1931
CCT	x	y
2926 K	0.454	0.428

Color Deviation from Black Body Curve	Color Coordinate CIE 1964	Color Coordinate CIE 1964
Δuv	y	u
0.0072	0.428	0.251

Color Rendering Index	Red Component	Color Quality Scale
CRI	CRI - R9	CQS
52.2	-85.2	55.1

CQS: 55.1



Television Lighting Consistency Index	Color Fidelity	Color Gamut
TLCI	TM30 - Rf	TM30 Rg
22	59.6	83.2

Photometric & Chromaticity Report

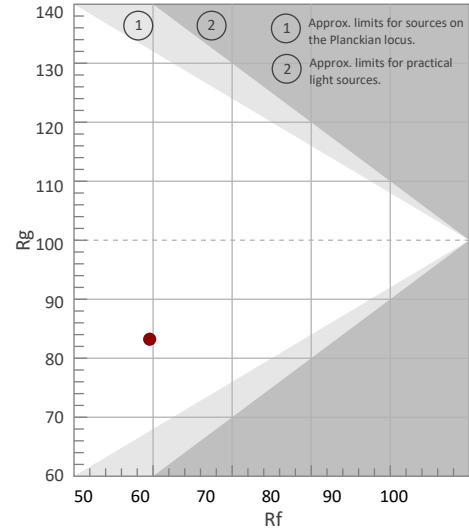
Maverick Force 3 Profile V2: 50% Zoom - Full Power - CTO - ECO

TM-30 Details

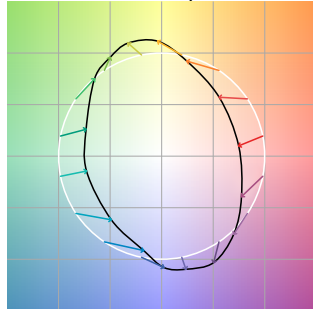
Rf 59.6
Fidelity Index (Rg)

Rg 83.2
Gammut Index (Rg)

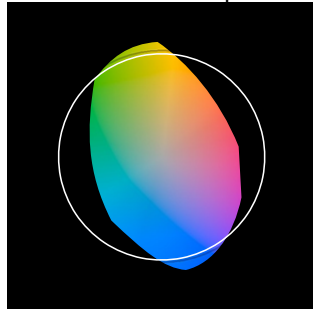
Hue Bin	R _f	Graphic shifts (%)	
		Chroma	Hue
1	54	-25%	-5%
2	52	-22%	17%
3	40	-10%	31%
4	61	9%	26%
5	76	14%	11%
6	79	7%	-12%
7	59	-4%	-26%
8	60	-23%	-11%
9	59	-26%	0%
10	46	-25%	24%
11	47	-14%	36%
12	61	5%	23%
13	80	12%	2%
14	71	14%	-15%
15	60	0%	-24%
16	64	-16%	-23%



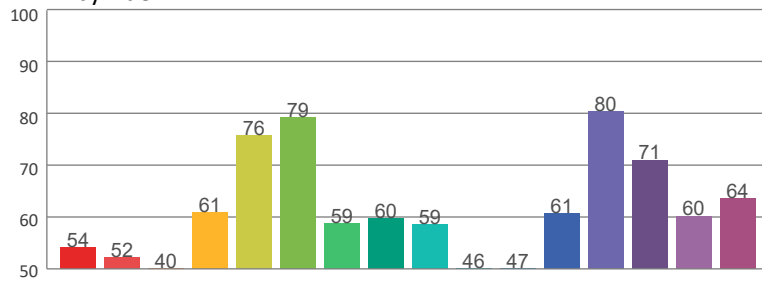
Color Vector Graphic



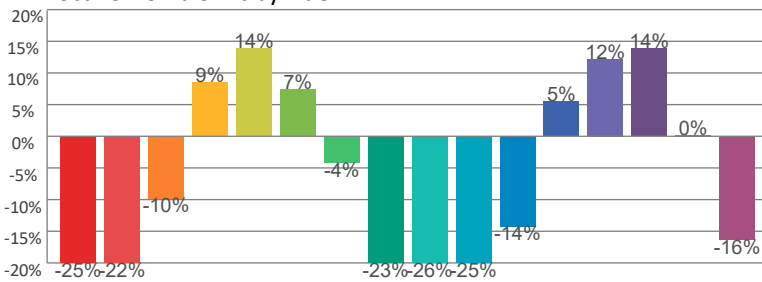
Color Distortion Graphic



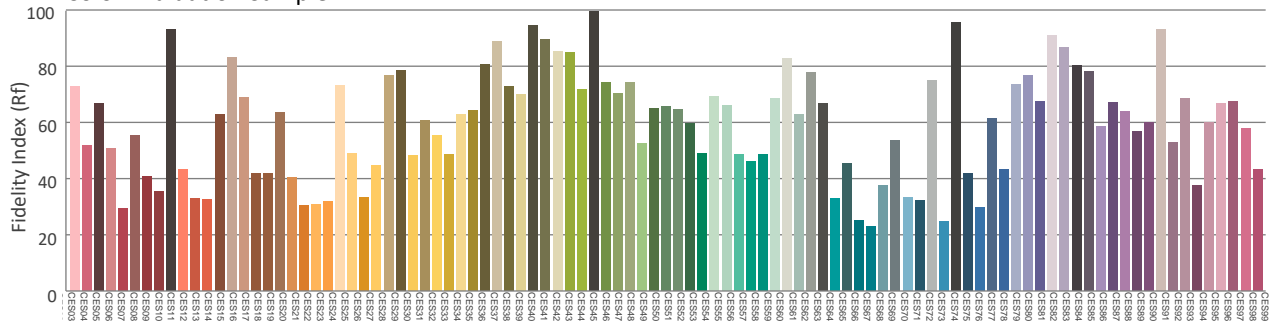
Rf by Hue



Local Chroma Shift by Hue



Color Evaluation Sample



Photometric & Chromaticity Report

Maverick Force 3 Profile V2: 50% Zoom - Full Power - CTO - TV25

Report Summary

Measurements

Fixture Output: 13059 lm
Fixture Peak: 180008 cd
Fixture Efficacy: n/a lm/W
Intensity @ 5m: 7200 lux
Color Temperature: 2926 K
CRI: 52.0 CRI R9 Value: -86.2
CQS: 55.0
TLCI: 22
TM-30 Rf: 59.4
TM-30 Rg: 83.3
Beam Angle (50%): 17.1°
Field Angle (10%): 19.6°
Cutoff Angle (3%): 20.1°

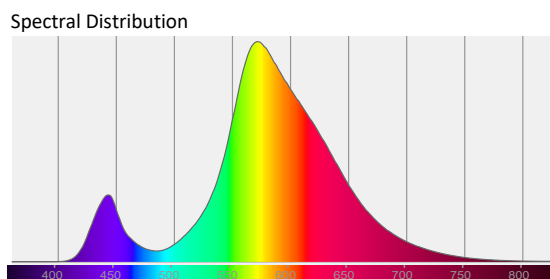
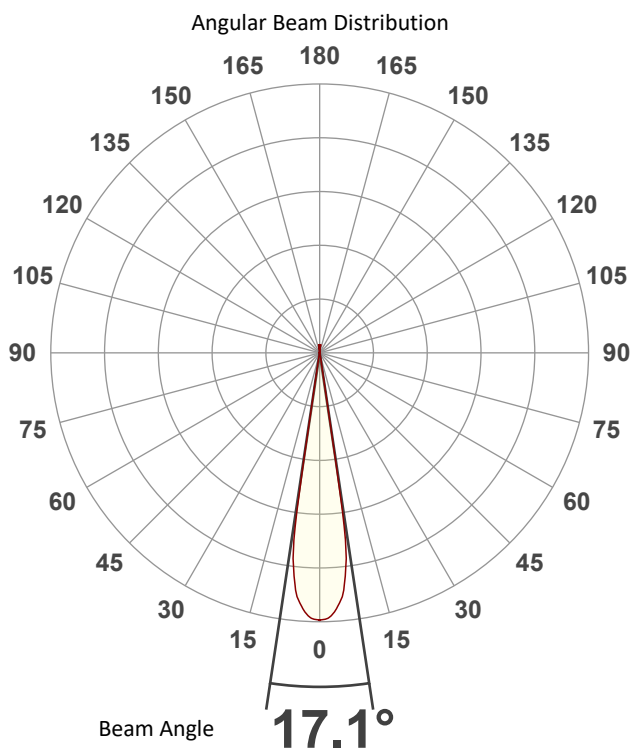


Conditions

AC Supply: 118 V, 60 Hz
Power: n/a W
Current: 0.000 A
Power Factor: n/a

This data sheet conforms to American National Standard E1.9 – 2007 (R2017). All data was measured and calculated by a Viso Systems LabSpion Goniometer at the Chauvet PD Optics Laboratory in Sunrise, FL on 4/17/2023 to LM-63-2002 Standards.

Overall Measurement



Tested Color (CIE 1931):

X: 0.454

Y: 0.429



Light Quality

CRI: 52.0

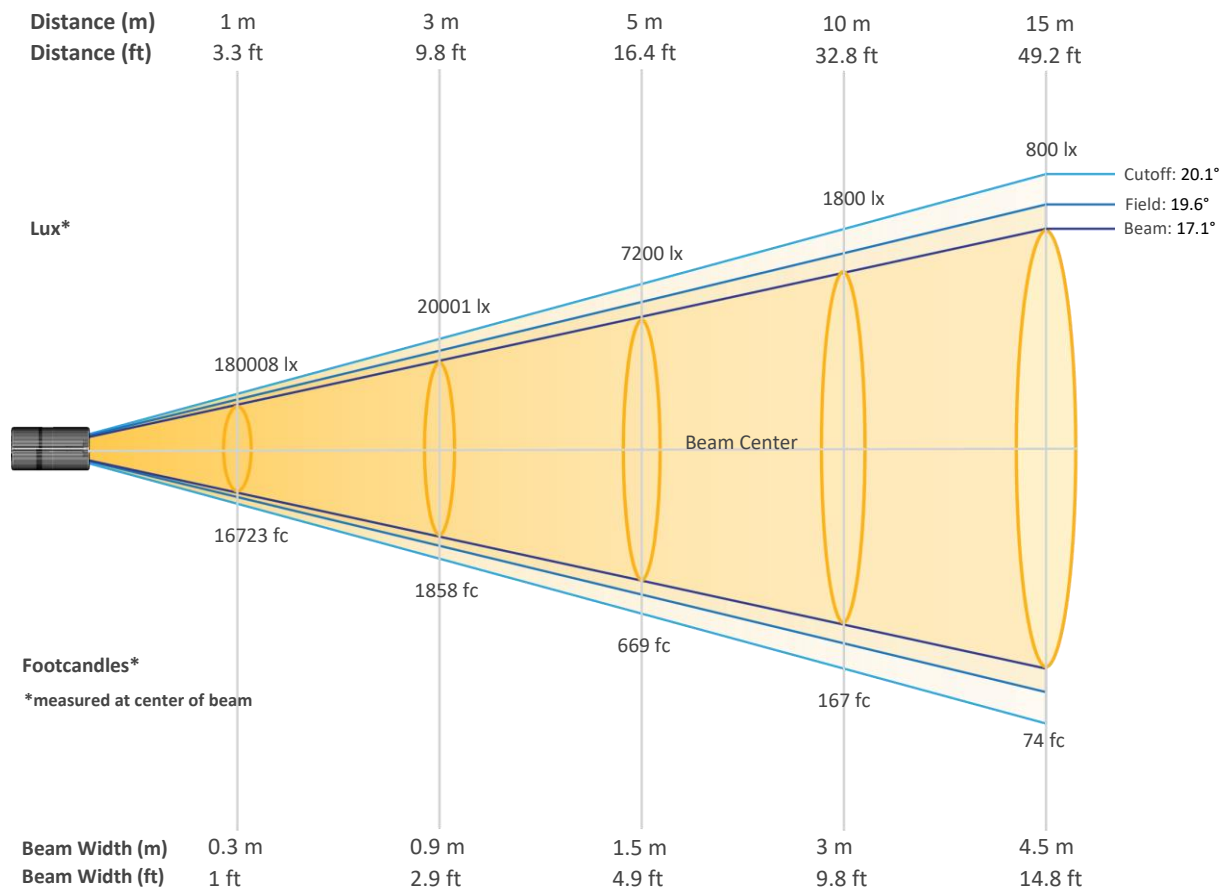
Color Temperature

2926 K

Photometric & Chromaticity Report

Maverick Force 3 Profile V2: 50% Zoom - Full Power - CTO - TV25

Beam Details

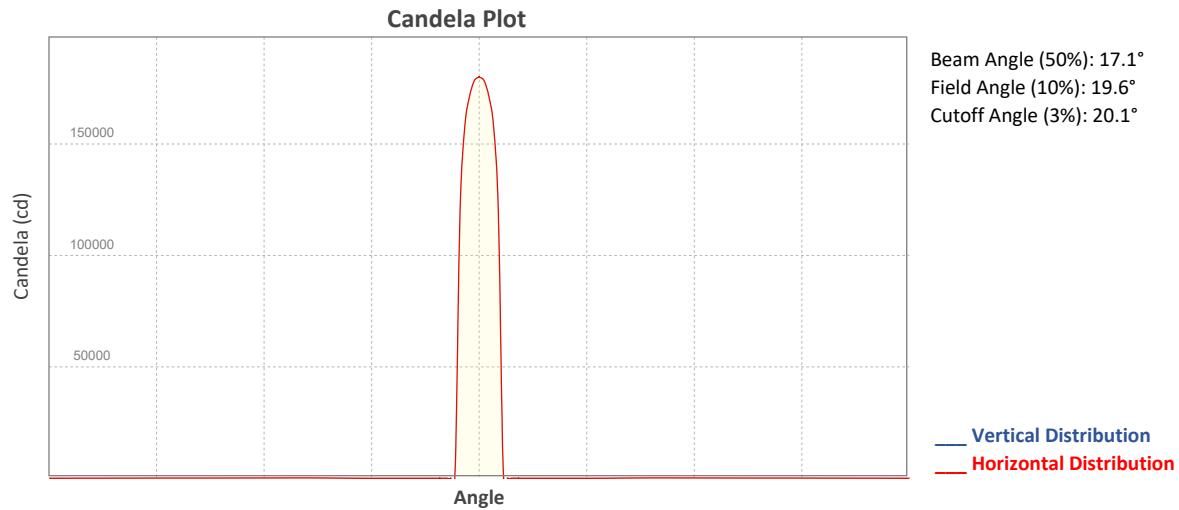


Beam Intensities from 1-20m (3.3-65.6ft)

Distance	1m	2m	3m	4m	5m	6m	7m	8m	9m	10m
Lux	180008	45002	20001	11250	7200	5000	3674	2813	2222	1800
Distance	11m	12m	13m	14m	15m	16m	17m	18m	19m	20m
Lux	1488	1250	1065	918	800	703	623	556	499	450
Distance	3.3ft	6.6ft	9.8ft	13.1ft	16.4ft	19.7ft	23ft	26.2ft	29.5ft	32.8ft
FC	16723	4181	1858	1045	669	465	341	261	206	167
Distance	36.1ft	39.4ft	42.7ft	45.9ft	49.2ft	52.5ft	55.8ft	59.1ft	62.3ft	65.6ft
FC	138	116	99	85	74	65	58	52	46	42

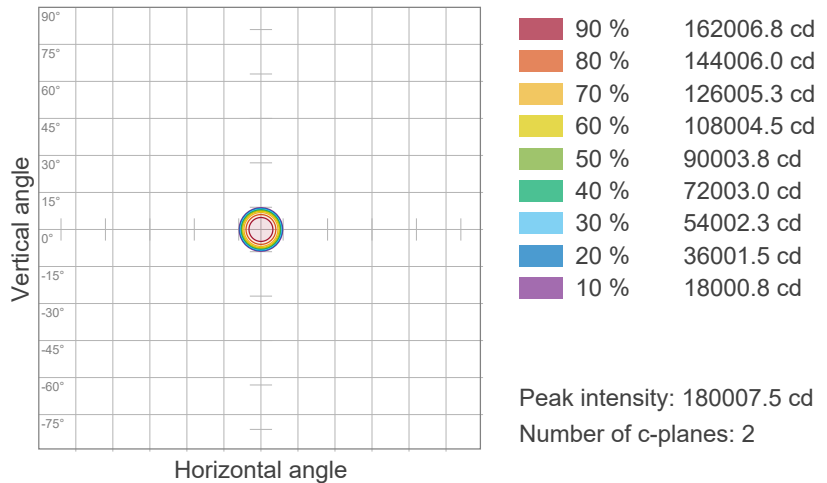
Photometric & Chromaticity Report

Maverick Force 3 Profile V2: 50% Zoom - Full Power - CTO - TV25

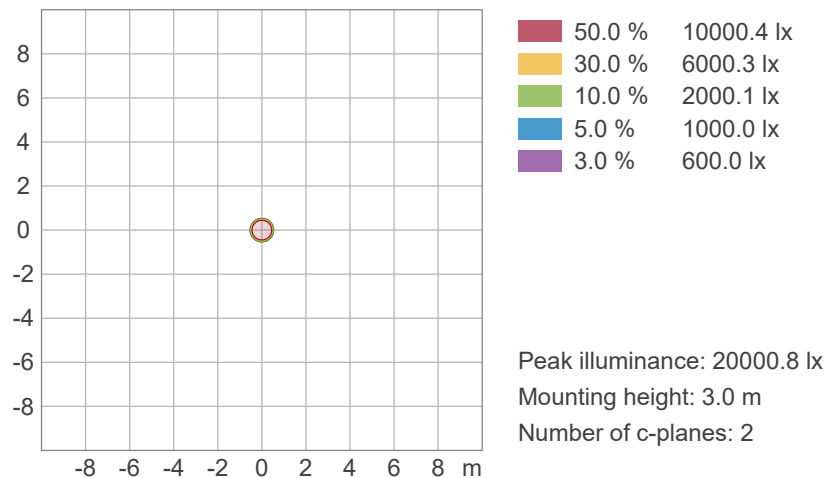


ISO Diagrams

ISO Candela Diagram



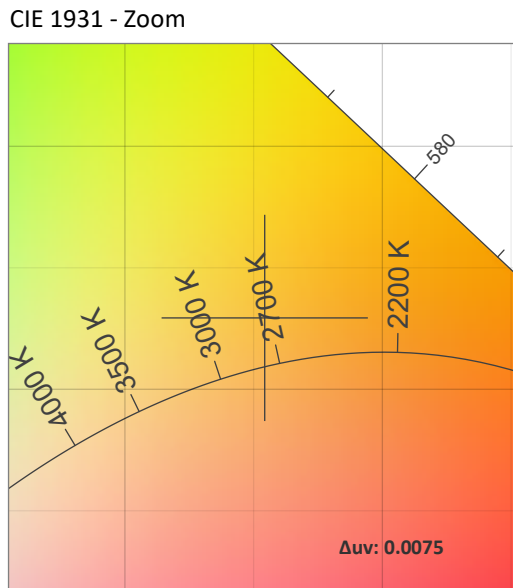
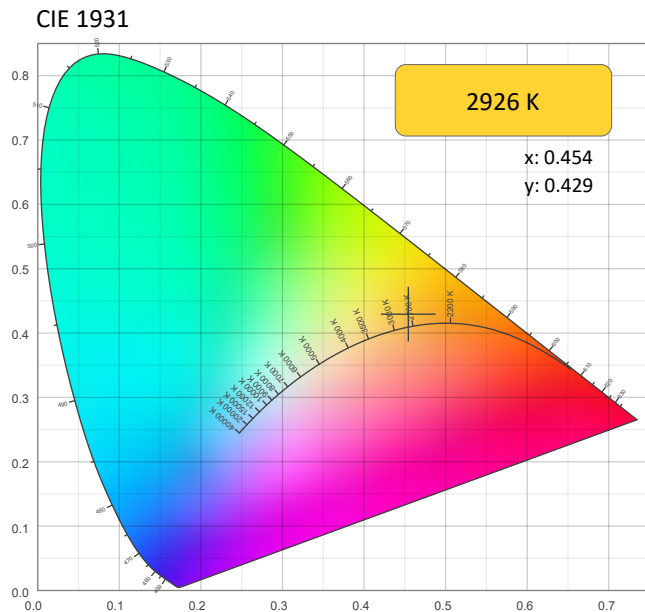
ISO Lux Diagram



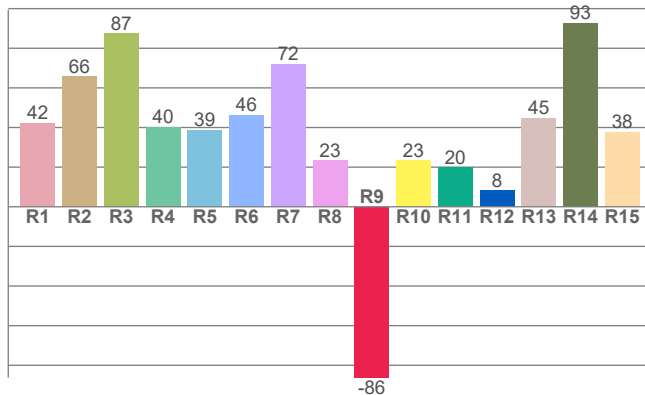
Photometric & Chromaticity Report

Maverick Force 3 Profile V2: 50% Zoom - Full Power - CTO - TV25

Chromaticity



CRI: 52.0 (R1-R8)

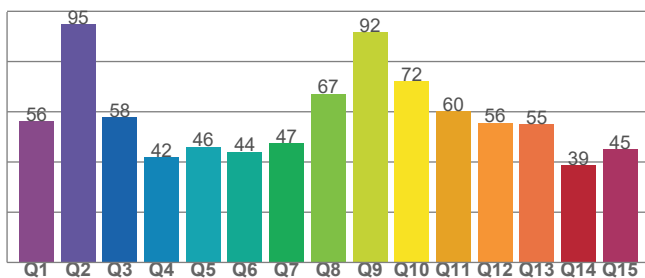


Color Parameters

Color Temperature	Color Coordinate CIE 1931	Color Coordinate CIE 1931
CCT	x	y
2926 K	0.454	0.429

Color Deviation from Black Body Curve	Color Coordinate CIE 1964	Color Coordinate CIE 1964
Δuv	y	u
0.0075	0.429	0.251

CQS: 55.0



Color Rendering Index	Red Component	Color Quality Scale
CRI	CRI - R9	CQS
52.0	-86.2	55.0

Television Lighting Consistency Index	Color Fidelity	Color Gamut
TLCI	TM30 - Rf	TM30 Rg
22	59.4	83.3

Photometric & Chromaticity Report

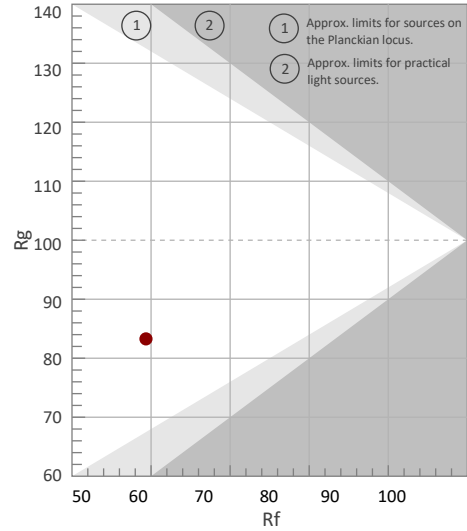
Maverick Force 3 Profile V2: 50% Zoom - Full Power - CTO - TV25

TM-30 Details

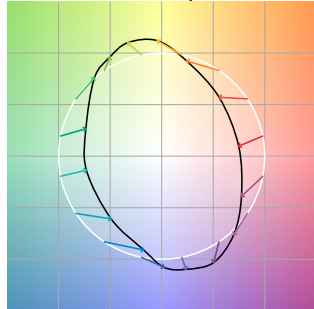
Rf 59.4
Fidelity Index (Rg)

Rg 83.3
Gammut Index (Rg)

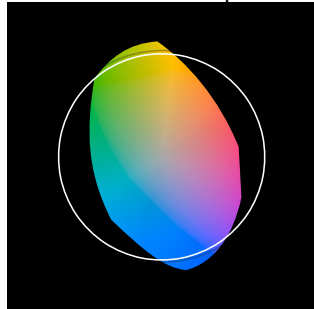
Hue Bin	R _f	Graphic shifts (%)	
		Chroma	Hue
1	54	-25%	-5%
2	52	-22%	17%
3	40	-10%	31%
4	60	9%	26%
5	75	14%	11%
6	79	8%	-12%
7	58	-4%	-27%
8	60	-23%	-12%
9	58	-26%	-1%
10	46	-25%	23%
11	47	-15%	36%
12	60	5%	23%
13	80	12%	2%
14	71	14%	-15%
15	60	0%	-24%
16	64	-16%	-23%



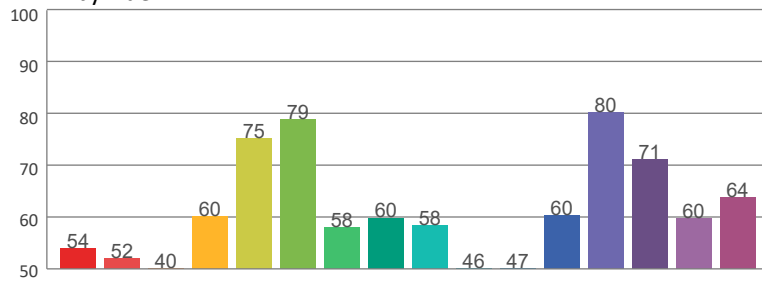
Color Vector Graphic



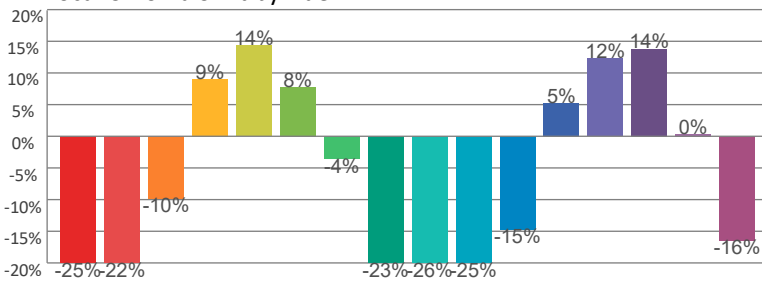
Color Distortion Graphic



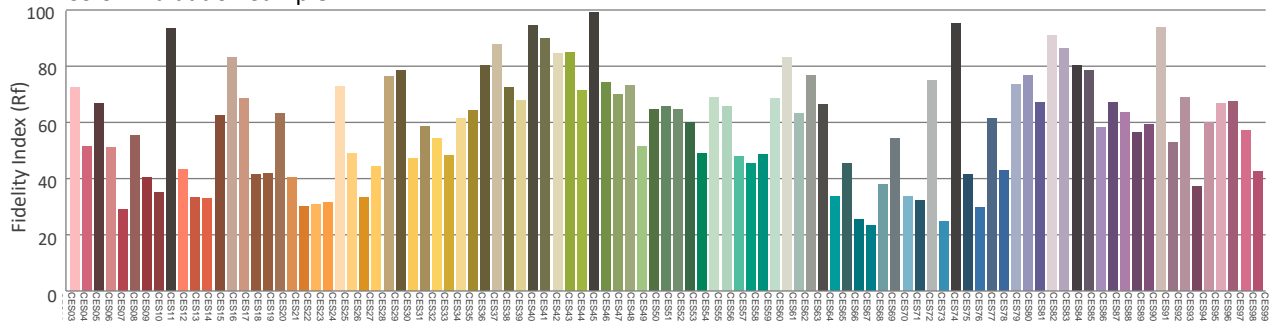
Rf by Hue



Local Chroma Shift by Hue



Color Evaluation Sample



Photometric & Chromaticity Report

Maverick Force 3 Profile V2: 50% Zoom - Full Power - CTO - TV35

Report Summary

Measurements

Fixture Output: 9151 lm
Fixture Peak: 126359 cd
Fixture Efficacy: n/a lm/W
Intensity @ 5m: 5054 lux
Color Temperature: 2928 K
CRI: 51.9 CRI R9 Value: -87.1
CQS: 54.9
TLCI: 22
TM-30 Rf: 59.2
TM-30 Rg: 83.3
Beam Angle (50%): 17°
Field Angle (10%): 19.4°
Cutoff Angle (3%): 20.6°

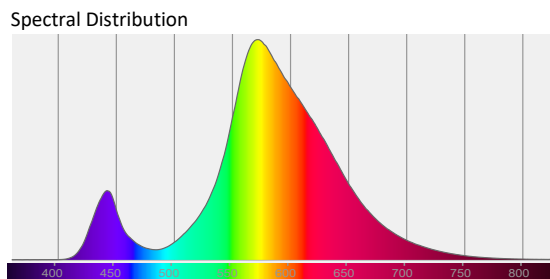
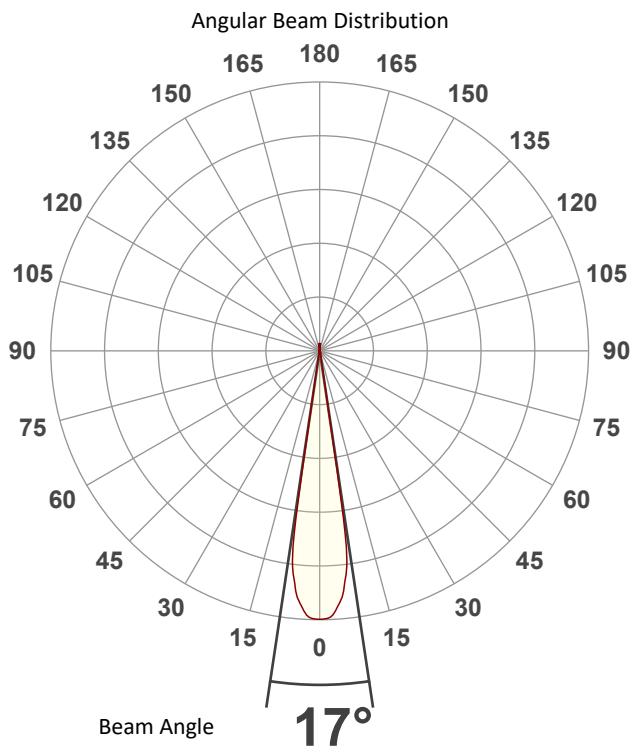


Conditions

AC Supply: 119 V, 60 Hz
Power: n/a W
Current: 0.000 A
Power Factor: n/a

This data sheet conforms to American National Standard E1.9 – 2007 (R2017). All data was measured and calculated by a Viso Systems LabSpion Goniometer at the Chauvet PD Optics Laboratory in Sunrise, FL on 4/17/2023 to LM-63-2002 Standards.

Overall Measurement



Tested Color (CIE 1931):

X: 0.455

Y: 0.430



Light Quality

CRI: 51.9

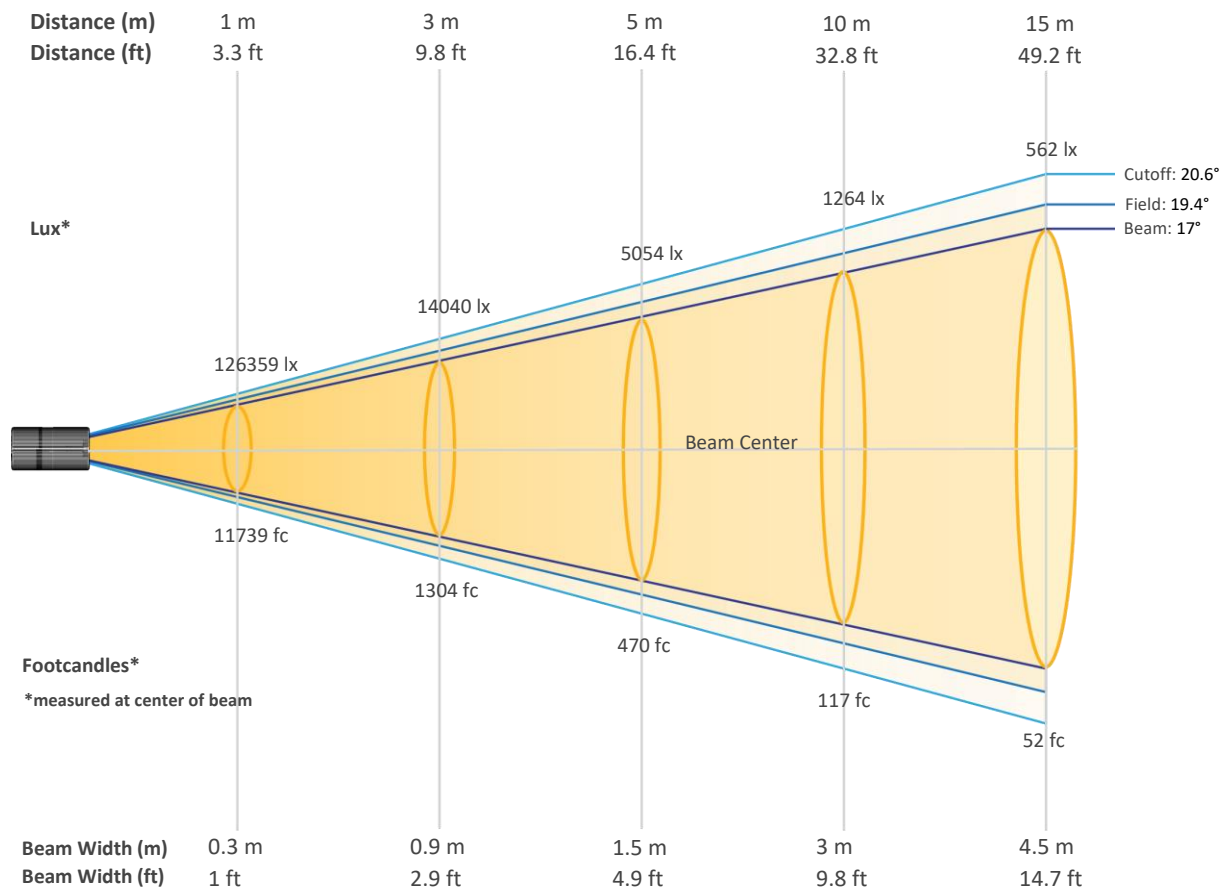
Color Temperature

2928 K

Photometric & Chromaticity Report

Maverick Force 3 Profile V2: 50% Zoom - Full Power - CTO - TV35

Beam Details

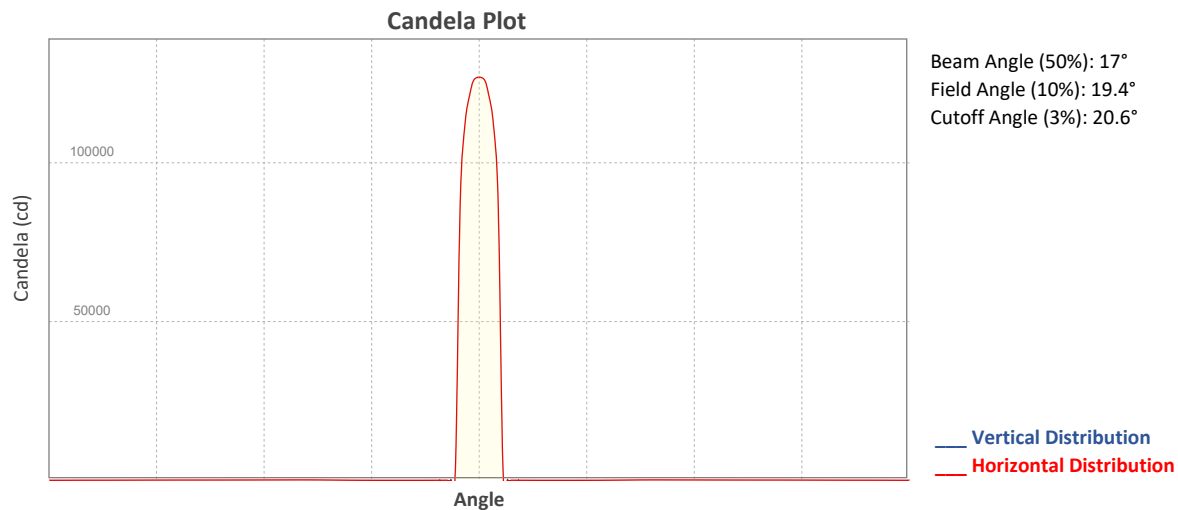


Beam Intensities from 1-20m (3.3-65.6ft)

Distance	1m	2m	3m	4m	5m	6m	7m	8m	9m	10m
Lux	126359	31590	14040	7897	5054	3510	2579	1974	1560	1264
Distance	11m	12m	13m	14m	15m	16m	17m	18m	19m	20m
Lux	1044	877	748	645	562	494	437	390	350	316
Distance	3.3ft	6.6ft	9.8ft	13.1ft	16.4ft	19.7ft	23ft	26.2ft	29.5ft	32.8ft
FC	11739	2935	1304	734	470	326	240	183	145	117
Distance	36.1ft	39.4ft	42.7ft	45.9ft	49.2ft	52.5ft	55.8ft	59.1ft	62.3ft	65.6ft
FC	97	82	69	60	52	46	41	36	33	29

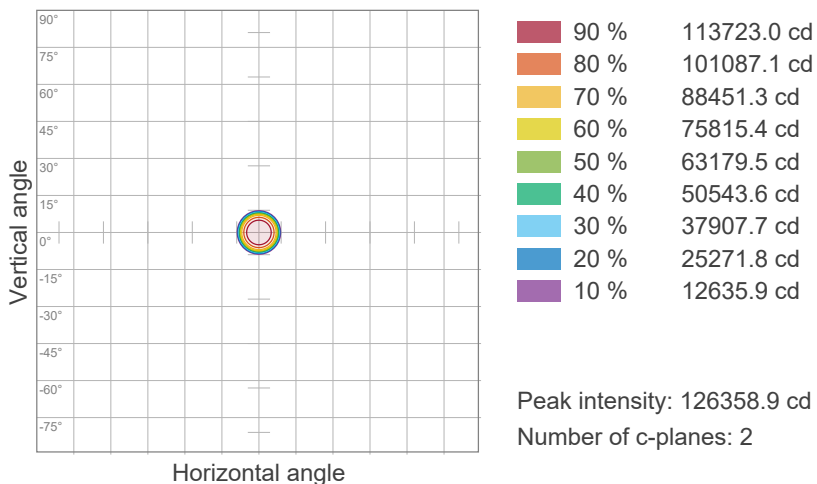
Photometric & Chromaticity Report

Maverick Force 3 Profile V2: 50% Zoom - Full Power - CTO - TV35

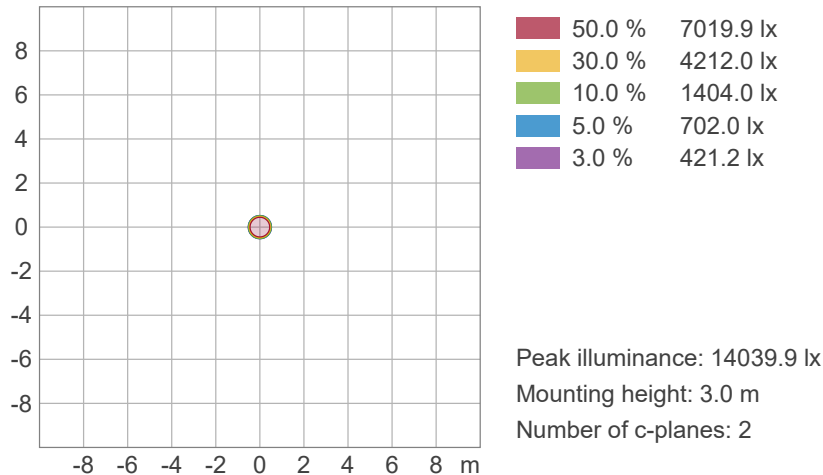


ISO Diagrams

ISO Candela Diagram



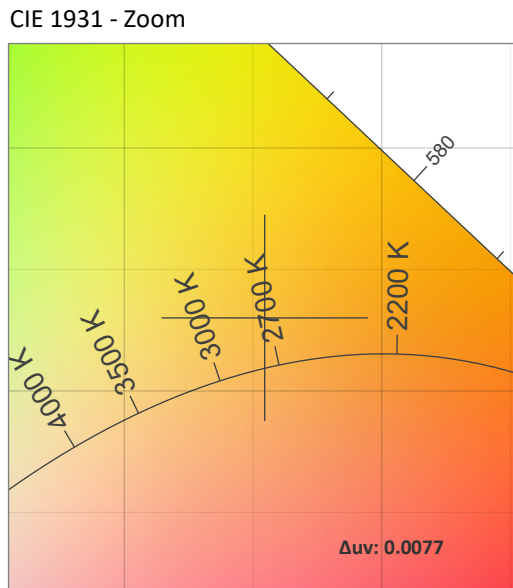
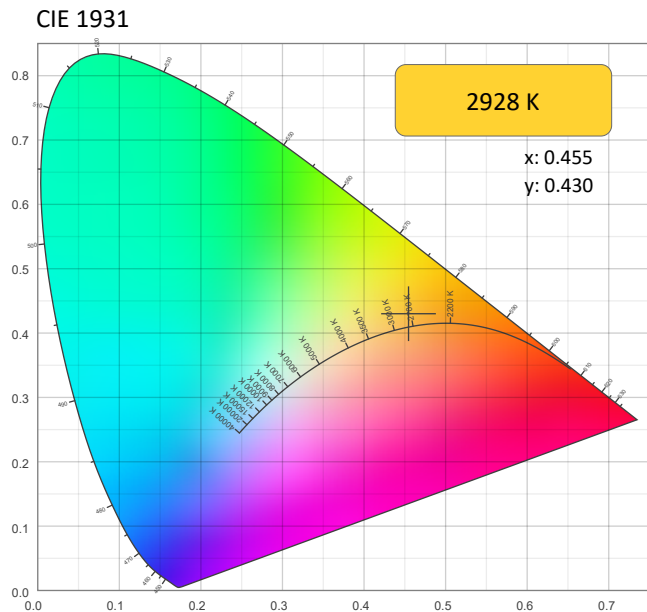
ISO Lux Diagram



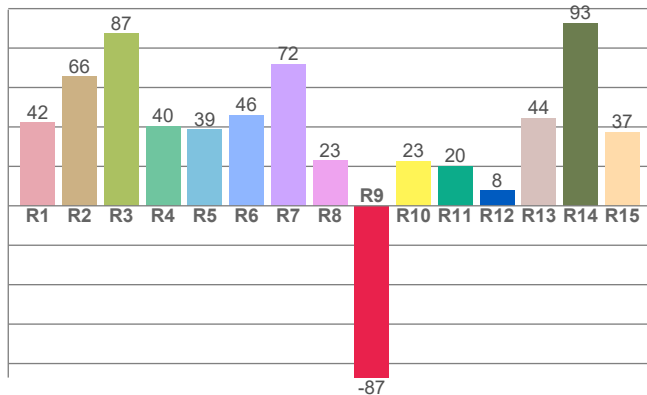
Photometric & Chromaticity Report

Maverick Force 3 Profile V2: 50% Zoom - Full Power - CTO - TV35

Chromaticity



CRI: 51.9 (R1-R8)

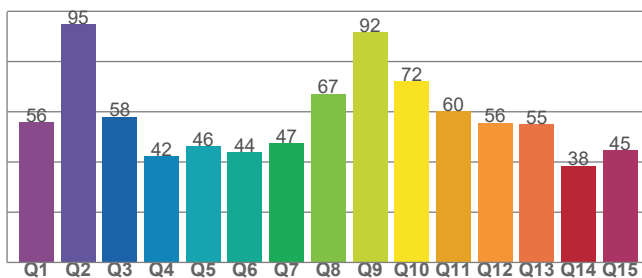


Color Parameters

Color Temperature	Color Coordinate CIE 1931	Color Coordinate CIE 1931
CCT	x	y
2928 K	0.455	0.430

Color Deviation from Black Body Curve	Color Coordinate CIE 1964	Color Coordinate CIE 1964
Δuv	y	u
0.0077	0.430	0.251

CQS: 54.9



Color Rendering Index	Red Component	Color Quality Scale
CRI	CRI - R9	CQS
51.9	-87.1	54.9

Television Lighting Consistency Index	Color Fidelity	Color Gamut
TLCI	TM30 - Rf	TM30 Rg
22	59.2	83.3

Photometric & Chromaticity Report

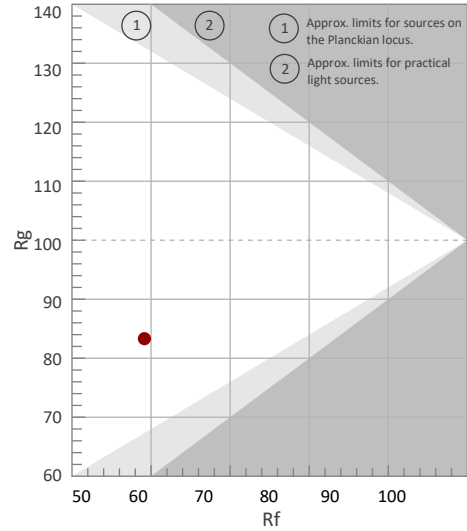
Maverick Force 3 Profile V2: 50% Zoom - Full Power - CTO - TV35

TM-30 Details

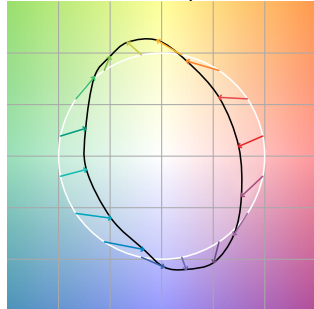
Rf 59.2
Fidelity Index (Rg)

Rg 83.3
Gammut Index (Rg)

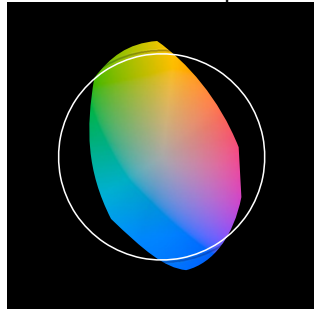
Hue Bin	R _f	Graphic shifts (%)	
		Chroma	Hue
1	54	-25%	-5%
2	52	-22%	17%
3	39	-10%	31%
4	60	9%	26%
5	75	15%	11%
6	79	8%	-12%
7	57	-3%	-27%
8	60	-23%	-12%
9	58	-26%	-2%
10	46	-26%	23%
11	47	-15%	36%
12	60	5%	23%
13	80	12%	2%
14	71	14%	-15%
15	59	1%	-25%
16	64	-17%	-23%



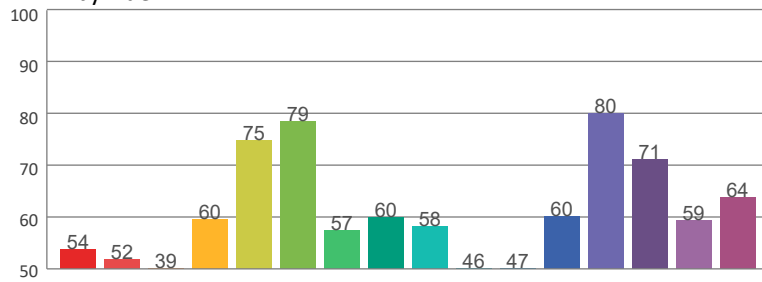
Color Vector Graphic



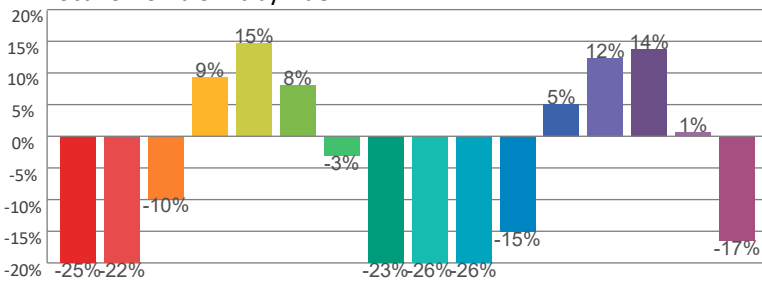
Color Distortion Graphic



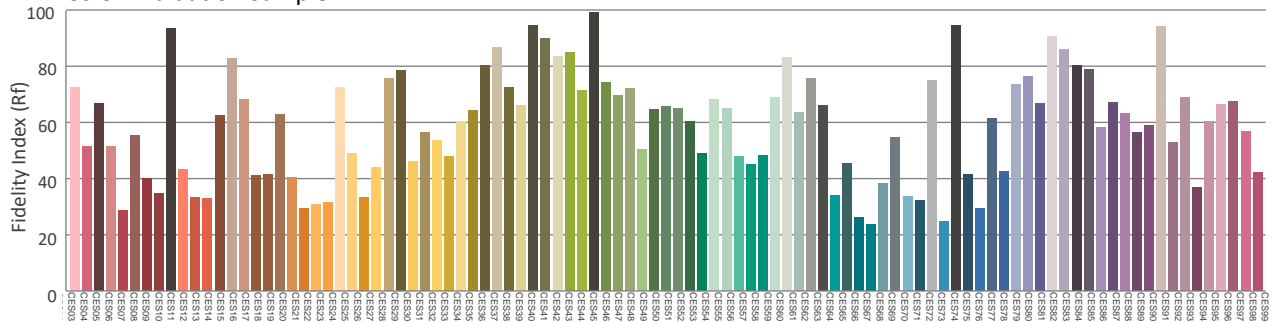
Rf by Hue



Local Chroma Shift by Hue



Color Evaluation Sample



Contact Us

General Information	Technical Support
Chauvet World Headquarters	
3360 Davie Rd. Davie, FL 33314 Voice: (954) 577-4455 Fax: (954) 929-5560 Toll Free: (800) 762-1084	Voice: (844) 393-7575 Fax: (954) 756-8015 Email: chauvetcs@chauvetlighting.com Website: www.chauvetprofessional.com
Chauvet U.K.	
Pod 1 EVO Park Little Oak Drive, Sherwood Park Nottinghamshire, NG15 0EB UK Voice: +44 (0) 1773 511115 Fax: +44 (0) 1773 511110	Email: UKtech@chauvetlighting.eu Website: www.chauvetprofessional.eu
Chauvet Benelux	
Stokstraat 18 9770 Kruishoutem Belgium Voice: +32 9 388 93 97	Email: BNLtech@chauvetlighting.eu Website: www.chauvetprofessional.eu
Chauvet France	
3, Rue Ampère 91380 Chilly-Mazarin France Voice: +33 1 78 85 33 59	Email: FRtech@chauvetlighting.fr Website: www.chauvetprofessional.eu
Chauvet Germany	
Bruno-Bürgel-Str. 11 28759 Bremen Germany Voice: +49 421 62 60 20	Email: DEtech@chauvetlighting.de Website: www.chauvetprofessional.eu
Chauvet Mexico	
Av. de las Partidas 34 - 3B (Entrance by Calle 2) Zona Industrial Lerma Lerma, Edo. de México, CP 52000 Voice: +52 (728) 690-2010	Email: servicio@chauvet.com.mx Website: www.chauvetprofessional.mx

Visit the applicable website above to verify our contact information and instructions to request support. Outside the U.S., U.K., Ireland, Benelux, France, Germany, or Mexico, contact the dealer of the record.

