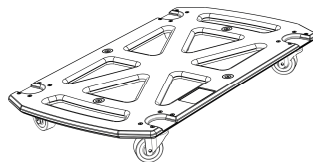


ISTRUZIONI DI UTILIZZO DEL CARRELLO DO-ES212 DO-ES212 DOLLY INSTRUCTIONS

Accessorio <i>Accessory</i>	Prodotto <i>Product</i>
DO-ES212	ES1203*



* Verificare la disponibilità di nuovi prodotti compatibili con DO-ES212 sul sito www.dbtechnologies.com

* Please check the availability of new products compatible with DO-ES212 on www.dbtechnologies.com



E' vietato l'utilizzo dell'accessorio con il sistema ES1203 già montato e/o durante il funzionamento dello stesso! Rimuovere il carrello prima di effettuare ogni connessione (compresa quella elettrica). Assicurarsi che il subwoofer sia posto in posizione corretta per evitare qualsiasi incidente o danno a cose e persone. Movimentare con attenzione.
Do not use this accessory with a mounted ES1203 complete system and/or while the system is turned on! Remove the dolly before any cabling begins (including mains cabling). Make sure that the subwoofer is placed in a correct way to avoid any injuries or damages to persons or properties. Handle with care.

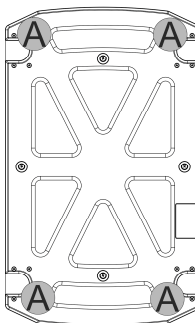
DESCRIZIONE: carrello da usare con un singolo ES1203SUB solo per la movimentazione. Sul lato superiore di DO-ES212 sono predisposte le sedi [A] per il posizionamento dei piedini di ES1203SUB. Sul lato inferiore 4 ruote girevoli [B].

DESCRIPTION: dolly for handling only, suitable for a single ES1203SUB. In the top side of DO-ES212 the [A] housings allow positioning the rubber feet of ES1203SUB. In the bottom side, there are 4 swivel wheels [B].

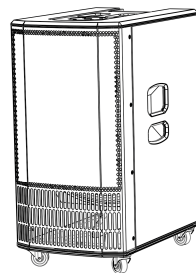
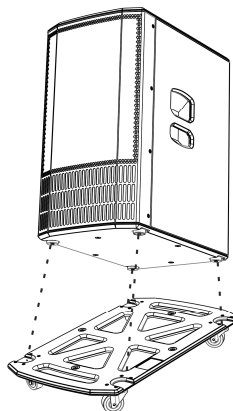
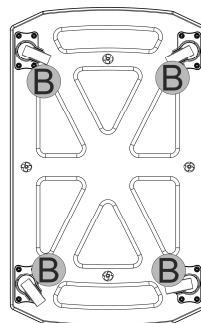
ISTRUZIONI: Porre 1 ES1203SUB su DO-ES212 allineando i piedi in gomma alle sedi [A] come mostrato. Utilizzare le maniglie del subwoofer per dirigerne il movimento e spostarlo.

INSTRUCTIONS: Put 1 ES1203SUB on DO-ES212, aligning the rubber feet to the [A] houses as shown. Use the subwoofer handles to further direct its movement and handle it.

LATO SUPERIORE
TOP SIDE

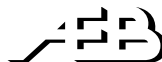


LATO INFERIORE
BOTTOM SIDE



Features, specification and appearance of products are subject to change without notice.

dBTechnologies reserves the right to make changes or improvements in design or manufacturing without assuming any obligation to change or improve products previously manufactured.



A.E.B. Industriale Srl
Via Brodolini, 8
Località Crespellano
40053 VALSAMOGGIA
BOLOGNA (ITALIA)
Tel +39 051 969870
Fax +39 051 969725

www.dbtechnologies.com

info@dbtechnologieaeb.com