

**AD-24 ANALOG
INPUT UNIT**

**FEATURE
OVERVIEW**

TRS and DB-25 inputs with pass-through analog audio

48 kHz / 24bit digital to analog conversion

Simple front panel setup

LED VU indicators

Compact 1U rack space



If you have an analog based system, the AD-24 Analog Input Rack Box will take your analog signals and convert them to digital for use in the Livemix system. It will most likely be installed somewhere near the analog source. If this is your mixer's Direct Outs or Inserts, then the AD-24 will be near the mixer. If you use a snake with mic preamps, it might be near the snake.

The AD-24 can take your input signal via TRS or DB-25. The inputs are pass-through, so you can send your audio to the AD-24 via DB-25, and back out through the TRS if required.

The front panel interface indicates input signal levels by LED and allows selection of -10 dBV or +4 dBu line level, which are in stereo pairs.

AD-24 (ANALOG CHARACTERISTICS)

THD+N	.001%
S/N Ratio	111 dB
Frequency Response	20 Hz – 22kHz ± .5dB
Crosstalk	-92 dB
Maximum Input Level	+24 dBu (minor distortion above 23.5 dBu, hard clip at +24 dBu)
Input Impedance	20kΩ Balanced 10kΩ Unbalanced
Max cable length to MIX-16/MIX-32	100m CAT5e cable (shielded required)
Dimensions	19" (483mm) W 6.25" (159mm) D 1U, 1.75" (44mm) H
Weight	4.44 lbs (2.01kg)

WHOLE SYSTEM

	.03% (100mW, 22Ω)
THD+N (18 dBu 1kHz input)	.014% (100mW, into 32Ω)
	.005% (100mW, into 64Ω)
	.003% (100mW, into 300Ω)
S/N Ratio	103dB
Frequency Response	20Hz-22 kHz ± 3dB
Crosstalk (Left to Right)	-103 dB
Latency	1.5 ms

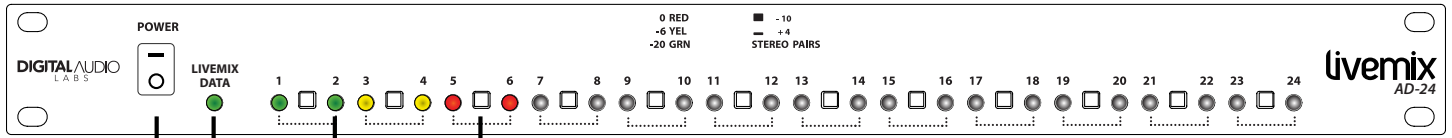
FOR ORDERS CONTACT:

sales@digitalaudio.com
Phone: 952-401-7700
Fax: 952-401-7725

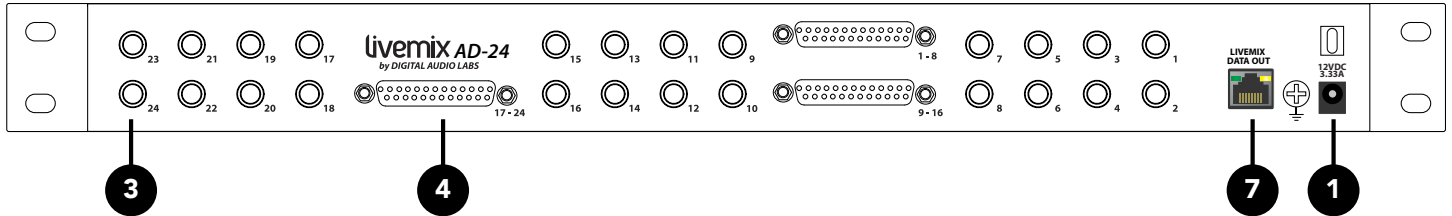
DIGITAL AUDIO LABS

1266 PARK RD CHANHASSEN, MN 55317
WWW.DIGITALAUDIO.COM

FRONT

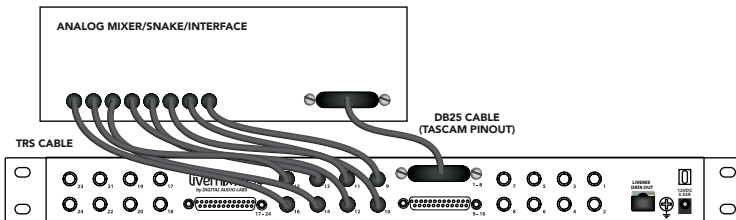


REAR



- External Power Supply Connector:** Connect to included external power supply.
- Power Switch**
- 1/4" TRS Inputs:** Balanced or unbalanced line-level signal from analog audio source.
- DB-25 Inputs:** DB-25 connectors for analog audio input. DB-25 and 1/4" TRS are pass-through. DB-25 connectors follow the TASCAM format.
- Input LEDs:** Visual indication of the incoming audio signal level.
- +4dBu/-10dBV switches:** Input setting in channel pairs.
- Livemix Data Out:** Female RJ-45 output to MIX-16/MIX-32 over a shielded network cable.
- Livemix Data LED:** Indicates connection status with MIX-16/MIX-32.

CONNECTING THE AD-24 TO A MIXER/SNAKE/INTERFACE



CONNECTING THE AD-24 TO THE MIX-16/MIX-32

