



Included Components

1. GPS-8 x1
2. IEC Power Cable x1
3. Quick Start Guide x1




Setup



1 Connect power cable to GPS-8, connect other end to a power outlet.




2 From your mixer or source, connect an XLR or 1/4" Cable into the Combo Jack Input located on the back of the GPS-8.



3 To loop to a second GPS-8, connect an XLR female into the output and the male end of the cable to the input of the second GPS-8.

Stand Mounting (Optional)



1 Loosen the knob on the back of the GPS-8 by turning counter-clockwise to ensure there is no obstruction in the mounting hole from the fastener.



2 Lift the GPS-8 over the speaker stand and align it up with the hole.




3 Bring the GPS-8 down onto the speaker stand gently until it is fit snugly.



4 Tighten the fastener by turning the knob clock-wise until snug.

Operation



1 For Line Level input, the button should be in the up position. For Mic Level input, press the button in, the Mic On LED will light up.




2 Insure the input level control is turned down (fully counter-clockwise) Turn the power switch on.



3 Level control: turn clockwise to raise the level. Turn counter-clockwise to lower the level.



4 To enhance the low frequencies, press the Bass Boost button.



5 The green signal LED indicates you have input signal. The Red Limiter indicates too much signal. If lit, turn the input down.



The GPS-8 is a versatile speaker which can be mounted on a speaker stand as well as be used as a wedge on stage.



Quick Start Guide



FAQ

1. Q. Can the GPS-8 be used outside of the US?
A. Yes, but you must change the mains switch to the proper voltage for your location.

2. Q. Can I plug a microphone directly into the GPS-8?
A. Yes, but it must be a dynamic mic. There is no Phantom Power for condenser mics.



MAKERS OF THE ORIGINAL
HOT SPOT PERSONAL MONITOR

BE HEARD™

Other Helpful Sources

GPS-8
Product Page



GPS-8
Manual



(PDF Download)

GPS-8
Cutsheet



(PDF Download)

GPS-8
How To Video



Specifications subject to change without notice.