

# ARTHUR - 1014LT

LLT (LED LONG THROW) - LED 800 W



- **Type:** Followspot
- **Source:** LED 800 W
- **Optics:** 4° to 10° zoom
- **Colour temperature:** Cool White

Followspot

## The Long Throw 800W LED followspot with narrow beam

Arthur LT is a new Long-Throw adaptation of the original Arthur followspot with a narrower beam. Featuring a zoom range of 4° - 10°, Arthur LT provides an output that exceeds an HMI 2500W Aramis. The LT version ensures invincible performances with an output of 2000 lux at a distance of 50m (200fc at 165 ft), while offering an enhanced light quality with a high CRI (>94) - an essential feature for a followspot whose main role is to shine a light on performers and showcase them in sublime fashion. With the choice of several ventilation modes, Arthur's sound level is much quieter than any of its discharge rivals; it can be operated as easily in opera houses as on concerts and big arenas.

### Features

- **Fully closing iris:** removable for fast, easy replacement
- **Gobo holder:** glass and metal gobos
- **Ergonomic dimmer control:** one-handed dim, pan and tilt
- **Local control:** light intensity adjustment through built-in potentiometer
- **Internal glass filter holder:** long term use of durable coloured, dichroic or textured glass
- **Individually removable colour frame:** gels replaced easily while colour cassette remains in place
- **Colour changer:** 6-way, self-cancelling boomerang colour-changer
- **USB connector:** for connection of additional accessories
- **Adjustable response time:** choice of fast or slow dimming for tungsten-like simulation - adjustment by DMX protocol
- **Ethernet-DMX node:** data IN through RJ45 connector; data OUT through DMX for daisy chaining
- **Universal data control:** compatible with DMX, RDM, Art-Net, sACN protocols
- **Remote setup:** all parameters can be adjusted by RDM protocol or by web interface
- **PWM adjustment:** choice of different PWM dimming frequencies - continuous mode available
- **DMX:** 8 or 16 bit dimming and strobe function
- **Local setup:** dMX address and mode, dimming curve and response time through 4-button display with automatic light switch-off
- **Control:** local and DMX
- **Dimming parameters:** choice of square or linear dimming curves
- **Easy focus reference:** graduated scale on side of the unit; fast and easy refocusing
- **Adjustable yoke:** for optimum overhead positioning
- **Fine balance:** precision positioning and smooth operation even with the smallest movements
- **Stand:** perfectly weighted for maximum stability with smooth rotation for optimum performance. Easy set up; triple safety system for extra security

### Optical

- **Long life:** outstanding operational lifetime expectation, no need to replace lamps, low maintenance
- **Native high CRI LED source:** CRI > 94 - perfect for performer illumination - no need for correction filter
- **Gobo :** excellent gobo projection
- **Optical quality:** smooth flat beam, no hot spot
- **Variable zoom optics:** sharp focus at every beam angle. Independent control of image size and focus.
- **Long Throw zoom version:** perfect for long distance applications
- **Electronic dimmer:** dimming without clipping or cut-out at low intensity levels; high quality smoothing
- **No colour shift:** colour temperature remains the same when dimming

### Construction

- **Made in France :** fully manufactured in Robert Juliat premises retaining complete control over all aspects of quality
- **PSU:** built-in electronic flicker-free power supply for easy, plug-and-play installation
- **Power connectors:** neutriK® powerCON TRUE1 TOP IN and OUT connectors for daisy chaining
- **Integrated network switch :** two etherCON RJ45 connectors for Art-Net / sACN daisy chaining
- **Silent-running cooling fans:** ideal for TV studios and opera houses
- **Electronic thermal management system:** ensures maximum performance of the system without any risk of overheating
- **3 cooling modes available:** includes silent mode for perfect integration in concert halls
- **Bodywork:** strong sheet metal construction for durability
- **Ergonomic wrap-around handle:** comfort, safety and practicality from all operating positions
- **Moving parts:** smooth at all times, even when hot
- **Captive knobs and handles:** additional security when working at height or in transit
- **Easy access to all parts:** easy cleaning and maintenance
- **Independent modules for the PSU, drivers and CPU:** easy maintenance with plug & play system

Picture:1014LT

DSEN398\_1014LT - 02/10/2023

Robert Juliat reserves the right to change or alter any of the items detailed on this page, to increase or improve manufacturing techniques without prior notice.

Robert Juliat S.A.S., 32 rue de Beaumont, 60530 Fresnoy-en-Thelle - France  
Telephone : +33 (0)3 44 26 51 89 - info@robertjuliat.fr - www.robertjuliat.com



ROBERT JULIAT

- Lamp type: LED
- Power: 840 W

| LED specifications | Power * | Lumen output* | Colour temperature* | Life*    | CRI* |
|--------------------|---------|---------------|---------------------|----------|------|
| LED 800W LT2       | 840 W   | 39 000 lm     | 7000K               | 20 000 h | 95   |

(\*) manufacturer's data

### Optics

#### Characteristics

- Type: Zoom
- Range: 4° to 10° (Field angle)
- Focal length: - mm

#### Gel filter

- Shape: Circle
- Standard size: 270 mm (10.6 in)

#### Gobo

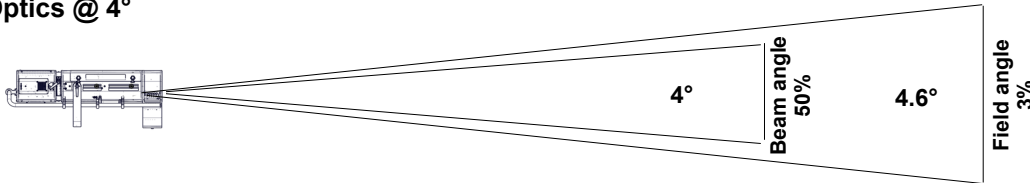
- Size: B
- Material: Metal  
Glass



### Photometrics (Photometrics report(s) available at the end of the document)

optics: 4°-10° / Standard

#### • Optics @ 4°



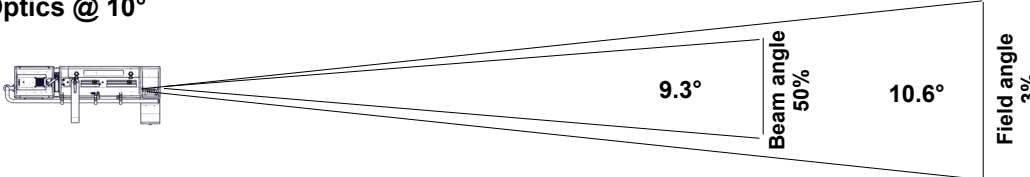
Beam intensity  
4 917 800 cd

Field lumens  
16 070 lm

Efficacy  
20 lm/W

|              |           |           |           |           |           |         |
|--------------|-----------|-----------|-----------|-----------|-----------|---------|
| Distance     | 30 m      | 40 m      | 50 m      | 60 m      | 70 m      | 80 m    |
| Diameter     | 2.4 m     | 3.2 m     | 4 m       | 4.8 m     | 5.6 m     | 6.4 m   |
| Illumination | 5 500 lux | 3 100 lux | 2 000 lux | 1 400 lux | 1 050 lux | 770 lux |
| Distance     | 100 ft    | 130 ft    | 165 ft    | 195 ft    | 230 ft    | 260 ft  |
| Diameter     | 8 ft      | 10.4 ft   | 13.3 ft   | 15.7 ft   | 18.5 ft   | 20.9 ft |
| Illumination | 500 fc    | 300 fc    | 190 fc    | 130 fc    | 95 fc     | 75 fc   |

#### • Optics @ 10°



Beam intensity  
1 185 900 cd

Field lumens  
20 830 lm

Efficacy  
25 lm/W

|              |           |         |         |         |         |         |
|--------------|-----------|---------|---------|---------|---------|---------|
| Distance     | 30 m      | 40 m    | 50 m    | 60 m    | 70 m    | 80 m    |
| Diameter     | 5.6 m     | 7.4 m   | 9.3 m   | 11.1 m  | 13 m    | 14.8 m  |
| Illumination | 1 350 lux | 750 lux | 480 lux | 330 lux | 250 lux | 190 lux |
| Distance     | 100 ft    | 130 ft  | 165 ft  | 195 ft  | 230 ft  | 260 ft  |
| Diameter     | 18.6 ft   | 24.1 ft | 30.6 ft | 36.2 ft | 42.7 ft | 48.2 ft |
| Illumination | 120 fc    | 75 fc   | 44 fc   | 32 fc   | 23 fc   | 18 fc   |

### Remote control

- Data protocol: USITT DMX512-A  
RDM / Art-Net / sACN

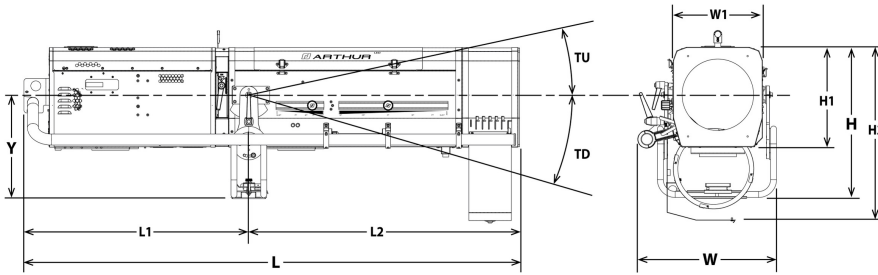
- Data IN connector: 5 pins XLR male +  
2x etherCON RJ45
- Data OUT connector 5 pins XLR femelle



#### • DMX chart:

| Mode 1 (1 channels) | Mode 2 (2 channels)   | Mode 3 (5 channels)  | Mode 4 (6 channels)   | Mode 5 (6 channels)   | Mode 6 (8 channels)  |
|---------------------|-----------------------|--|---|---|--|
| Dimmer              | Dimmer<br>Dimmer fine | Dimmer<br>Strobe duration<br>Strobe speed<br>Response time<br>Control mode | Dimmer<br>Dimmer fine<br>Strobe duration<br>Strobe speed<br>Response time<br>Control mode | Dimmer<br>Master dimmer<br>Strobe duration<br>Strobe speed<br>Response time<br>Control mode | Dimmer<br>Dimmer fine<br>Master dimmer<br>Master dimmer fine<br>Strobe duration<br>Strobe speed<br>Response time<br>Control mode |

## Dimensions and weight



**Weight:** 68.8 kg (151.4 lbs)

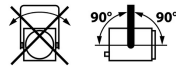
| Height               | Length               | Width                | Yoke                | Tilt    |
|----------------------|----------------------|----------------------|---------------------|---------|
| H= 508 mm (20 in)    | L= 1665 mm (65.6 in) | W= 461 mm (18.1 in)  | Y= 340 mm (13.4 in) | TU= 30° |
| H1= 345 mm (13.6 in) | L1= 755 mm (29.7 in) | W1= 300 mm (11.8 in) |                     | TD= 61° |
| H2= 590 mm (23.2 in) | L2= 910 mm (35.8 in) |                      |                     |         |

## Shipping

- **Weight :** 113 kg (248.6 lbs)
- **Volume :** 1.1 m<sup>3</sup> (38.84 ft<sup>3</sup>)

## Installation

- **Minimum distance to illuminated surface:** 1.3 m ( 4.3 ft )
- **Operating position:**



## Construction

- **Housing:** Steel sheet - Aluminium
- **Colour:** Black
- **Cooling:** Variable fans
- **Maximum ambient temperature (Ta):** 40°C (104°F)
- **Maximum case temperature (Tc):** 51°C (123.8°F)
- **Total heat dissipation:** 3 277 BTU/h
- **Ingress Protection (IP) rating:** IP20

## Electrical compatibility

- 220/230 V - 50 Hz
- 245 V - 50 Hz
- 110/120 V - 60 Hz
- 208 V - 60 Hz
- 220/230 V - 60 Hz
- 100 V - 50 Hz
- 100 V - 60 Hz
- Selector: automatic detection

## Power input



- **Type:** removable power cord with Neutrik powerCON TRUE1 TOP connector (included)
- **Cable:** H07RNF 3G1.5
- **Length:** 3 m (9.8 ft)
- **Power connector:** CEE 7/7 (2P+E NF/Schuko)

## Power consumption

| Voltage | Frequency | Current | Power  | Power factor |
|---------|-----------|---------|--------|--------------|
| 230 V   | 50 Hz     | 4.3 A   | 960 W  | 0.97         |
| 120 V   | 60 Hz     | 8.7 A   | 1030 W | 0.98         |
| 100 V   | 60 Hz     | 10.7 A  | 1080 W | 0.98         |

## Power Supply Unit

- **PSU:** Internal - Electronic PSU - Flicker free with PFC
- **Control:** Local / DMX
- **Protection:** Mains: 20A 2P 2D fast switch breaker - UL /
- **Power thru:** Neutrik powerCON TRUE1 TOP - Maximum of 3 units (230 V) / 1 units (120 V)

## Approvals



## Warranty

- **Fixture: 3 years**  
See General Sales Condition on website





## Acoustics

- **Noise level:** < 34,9 dB(A)

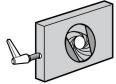











## Model









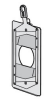









|               |   |
|---------------|---|
| <b>1014LT</b> | LED 800 W Followspot - 1014LT Arthur - Cool White - 4/10° |
|---------------|---|

## Options

|                 |  |   |
|-----------------|--|---|
| <b>PCP1716A</b> | 16A blue 2P+E 6h IEC60309 power connector  |  |
| <b>PG80/2</b>   | Ø80mm chopper kit (G80/2+ GR120/2+ adaptation kit)                                       |  |
| <b>M270/2TM</b> | 6 ways "push/pull" colour changer  |  |
| <b>FC1014</b>   | Flight-case for LLT range / GT stand / accessories - Dim: 1838x599x873mm - Weight: 68 Kg |  |

## Accessories

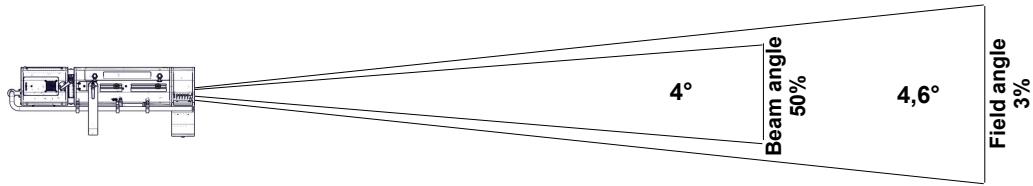
|                  |   |   |
|------------------|---|---|
| <b>CCU2</b>      | Full closing iris cassette - Ø55mm - Poids: 1.35 Kg<br><b>1 included</b>  |    |
| <b>PF1013</b>    | Ø270 mm metal filter holder - Poids: 0.2 Kg<br><b>6 included</b>  |    |
| <b>SGUB2</b>     | Universal "B" size gobo-holder (metal, glass, frosted glass)<br><b>1 included</b>                                   |  |
| <b>VDM120</b>    | Ø120mm frosted glass with holder<br><b>1 included</b>   |  |
| <b>M270/2B</b>   | 6 ways "boomerang" colour changer - Poids: 5.9 Kg<br><b>1 included</b>  |  |
| <b>SAC1</b>      | RJ Cable strap (25x500mm)<br><b>1 included</b>  |  |
| <b>CCU2SM</b>    | Full closing iris cassette with position sensor for SpotMe system - Ø55mm   |  |
| <b>GT4000</b>    | Tripod stand with safety chain - SWL: 130 Kg - max. height: 1030 mm - Poids: 7.91 Kg                                |  |
| <b>GT4000R</b>   | Tripod stand with ball head rotation with security chain - SWL: 130 Kg - max. height: 1030 mm - Poids: 10 Kg        |  |
| <b>GT4000RSM</b> | Tripod stand with ball head rotation with security chain and SpotMe PAN sensor - SWL: 130 Kg - max. height: 1030 mm |  |
| <b>GT4000S</b>   | Tripod stand without safety chain - SWL: 130 Kg - max. height: 1030 mm - Poids: 8.65 Kg                             |  |
| <b>JPP</b>       | Monopod stand for overhead followspot - Poids: 3.6 Kg   |  |

|                   |  |   |
|-------------------|--|---|
| <b>T4000</b>      | Followspot mount for Ø50mm pipe (suspension or overhead) - SWL= 100 Kg - Poids: 4.88 Kg        |       |
| <b>T4000RSM</b>   | Followspot mount with ball head rotation and SpotMe PAN sensor - SWL = 100 Kg - Poids: 8.53 Kg |    |
| <b>PFR1</b>       | ø10,6 in --> ø9 in filter adaptor  |    |
| <b>FCM120R/2</b>  | Ø120mm 1/2 CTO correction filter (Rosco #3408) with holder                                     |    |
| <b>VD120</b>      | 120x120mm frosted glass  |    |
| <b>FRO/SMCPD</b>  | Heavy duty adjustable yoke equipped with TILT SpotMe sensor (C type)                           |    |
| <b>G80/2</b>      | Ø80mm horizontal chopper   |    |
| <b>GR120/2</b>    | Slot reducer for SGUP gobo holder (if PG80/2 option )  |    |
| <b>Kit G80/2</b>  | Ø80mm chopper kit (G80/2+ GR120/2+ adaptation kit)   |   |
| <b>M270/2T</b>    | 6 ways "push/pull" colour changer - Poids: 6.9 Kg  |  |
| <b>BK1</b>        | Followspot balancing kit (including 1 Kg counterweights)                                       |  |
| <b>H/1014</b>     | Dust cover   |   |
| <b>Kit TELRAD</b> | Telrad followspot sight with raiser and universal mounting kit - Poids: 1.23 Kg                |  |
| <b>SDUP</b>       | Followspot cue sheet holder with universal mounting kit  |  |
| <b>TCSM</b>       | SpotMe calibration tool kit  |  |
| <b>DMXcat</b>     | Bluetooth DMX/RDM Multifunction test tool - City Theatrical DMXcat®                            |  |
| <b>Maestro</b>    | Maestro server for SpotMe - rackable unit: 1U - half 19" - Poids: 1.2 Kg                       |  |
| <b>SMS</b>        | SpotMe server + 2 sensor cables + flight case  |  |
| <b>FC1014/S</b>   | Flight-case for LLT range / GT stand / accessories - Poids: 68 Kg                              |  |



• Optics @ 4°

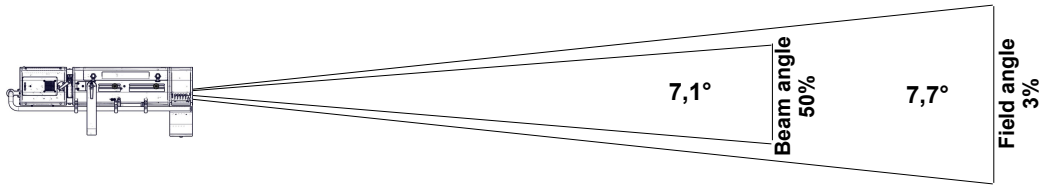
| Field lumens | Beam lumens | Efficacy | Beam intensity | CCT     | Delta uv |
|--------------|-------------|----------|----------------|---------|----------|
| 16 070 Lm    |             | 20 Lm/W  | 4 917 800 Cd   | 5 610 K |          |



|                |           |           |           |           |           |         |
|----------------|-----------|-----------|-----------|-----------|-----------|---------|
| Distance       | 30 m      | 40 m      | 50 m      | 60 m      | 70 m      | 80 m    |
| Field diameter | 2,4 m     | 3,2 m     | 4 m       | 4,8 m     | 5,6 m     | 6,4 m   |
| Illumination   | 5 500 lux | 3 100 lux | 2 000 lux | 1 400 lux | 1 050 lux | 770 lux |
| Distance       | 100 ft    | 130 ft    | 165 ft    | 195 ft    | 230 ft    | 260 ft  |
| Field diameter | 8 ft      | 10,4 ft   | 13,3 ft   | 15,7 ft   | 18,5 ft   | 20,9 ft |
| Illumination   | 500 fc    | 300 fc    | 190 fc    | 130 fc    | 95 fc     | 75 fc   |

• Optics @ 7,5°

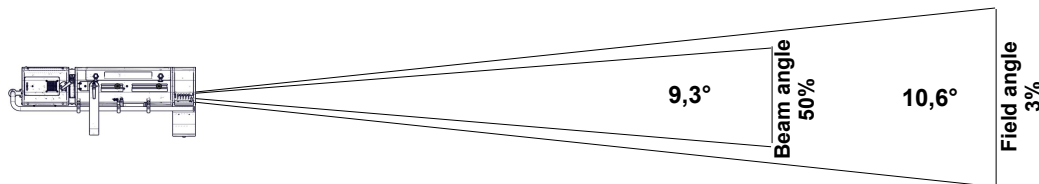
| Field lumens | Beam lumens | Efficacy | Beam intensity | CCT     | Delta uv |
|--------------|-------------|----------|----------------|---------|----------|
| 20 640 Lm    |             | 25 Lm/W  | 2 147 700 Cd   | 5 710 K |          |



|                |           |           |         |         |         |         |
|----------------|-----------|-----------|---------|---------|---------|---------|
| Distance       | 30 m      | 40 m      | 50 m    | 60 m    | 70 m    | 80 m    |
| Field diameter | 4 m       | 5,4 m     | 6,7 m   | 8,1 m   | 9,4 m   | 10,8 m  |
| Illumination   | 2 400 lux | 1 350 lux | 860 lux | 600 lux | 440 lux | 340 lux |
| Distance       | 100 ft    | 130 ft    | 165 ft  | 195 ft  | 230 ft  | 260 ft  |
| Field diameter | 13,5 ft   | 17,5 ft   | 22,2 ft | 26,2 ft | 31 ft   | 35 ft   |
| Illumination   | 220 fc    | 130 fc    | 80 fc   | 60 fc   | 41 fc   | 32 fc   |

• Optics @ 10°

| Field lumens | Beam lumens | Efficacy | Beam intensity | CCT     | Delta uv |
|--------------|-------------|----------|----------------|---------|----------|
| 20 830 Lm    |             | 25 Lm/W  | 1 185 900 Cd   | 5 610 K |          |

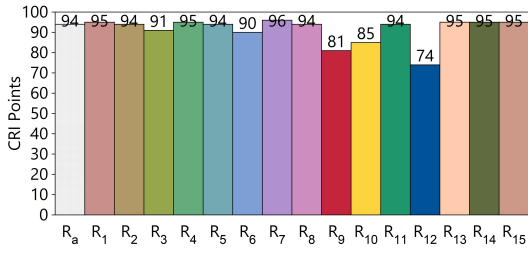


|                |           |         |         |         |         |         |
|----------------|-----------|---------|---------|---------|---------|---------|
| Distance       | 30 m      | 40 m    | 50 m    | 60 m    | 70 m    | 80 m    |
| Field diameter | 5,6 m     | 7,4 m   | 9,3 m   | 11,1 m  | 13 m    | 14,8 m  |
| Illumination   | 1 350 lux | 750 lux | 480 lux | 330 lux | 250 lux | 190 lux |
| Distance       | 100 ft    | 130 ft  | 165 ft  | 195 ft  | 230 ft  | 260 ft  |
| Field diameter | 18,6 ft   | 24,1 ft | 30,6 ft | 36,2 ft | 42,7 ft | 48,2 ft |
| Illumination   | 120 fc    | 75 fc   | 44 fc   | 32 fc   | 23 fc   | 18 fc   |

# Light quality report

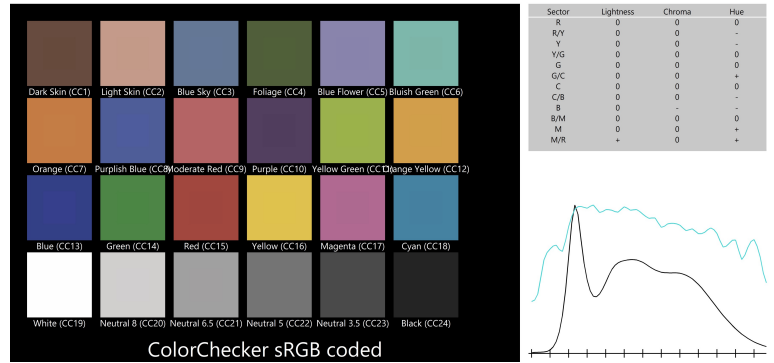
| CCT    | DeltaUV | CRI Ra | CRI R9 | CQS Qa | TM30-18 Rf | TM30-18 Rg | TLCI | SSI [D5775] |
|--------|---------|--------|--------|--------|------------|------------|------|-------------|
| 5 580K | 0.0016  | 94     | 81     | 92     | 92         | 101        | 96   | 74          |

## CRI - CIE Colour Rendering Index

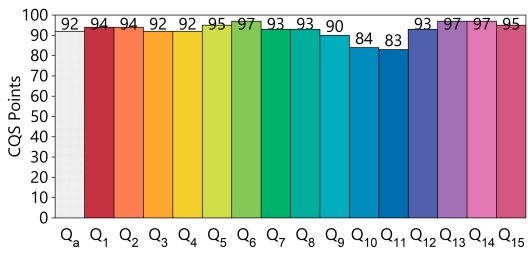


## TLCI - Television Lighting Consistency Index

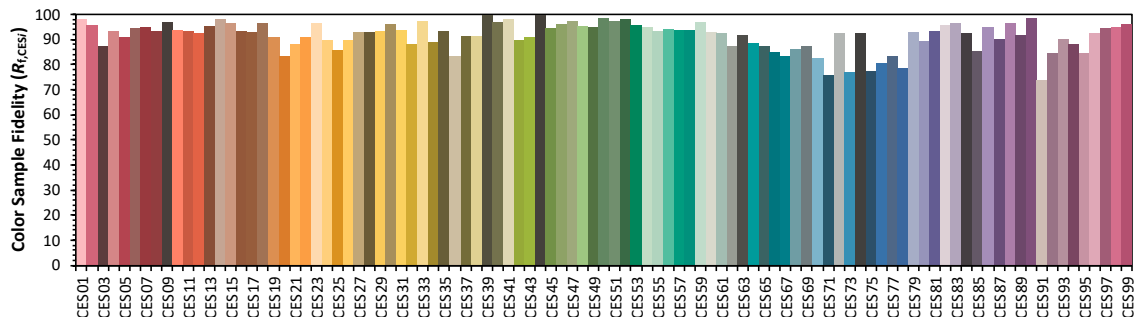
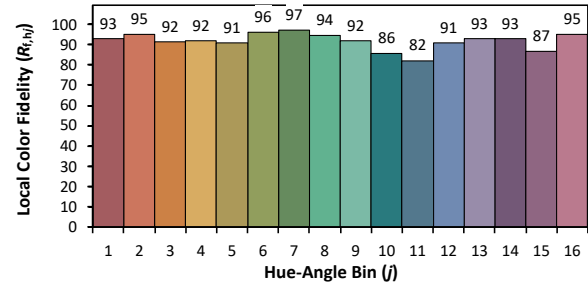
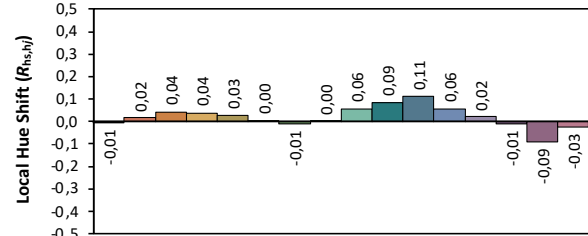
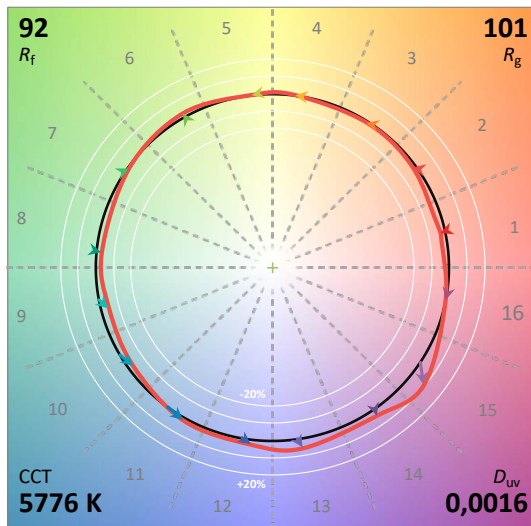
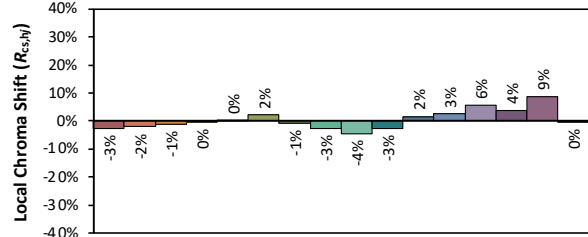
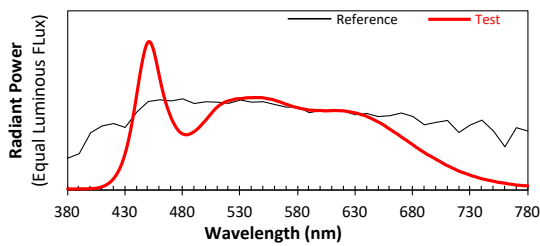
Spectre : CCT = D5775 (-0.3)  
 TLCI-2012 : 96 (D5775)



## CQS - NIST Colour Quality Scale



## ANSI/IES TM-30-18 Colour Rendition Report



Colours are for visual orientation purposes only. Created with the IES TM-30-18 Calculator Version 2.00