

# SULLY - 1156WW

ULTRA COMPACT - LED 115 W



- **Type:** Followspot
- **Source:** LED 115 W
- **Optics:** 10.5° to 22.5° zoom
- **Colour temperature:** Warm white

Followspot

## An affordable entry point LED followspot with no compromise on quality

Sully 1156 is the perfect introduction to Robert Juliat LED followspots for discerning schools, amateur dramatics and smaller venues. Its optical excellence, ultra compact dimensions and low power consumption make it a reliable and easy to use luminaire. Sully features an exclusive 115W warm white LED source, able to deliver an output comparable to a 1000W tungsten unit, without generating heat, which also gives more comfort to the operator. Controlled both locally and remotely by DMX, this little followspot is definitely accessible to beginners as well as skilled operators.

### Features

- **Fully closing iris:** removable for fast, easy replacement
- **Universal gobo holder:** "A" size glass and metal gobo
- **Local control:** light intensity adjustment through built-in potentiometer
- **Internal glass filter holder:** long term use of durable coloured, dichroic or textured glass
- **Colour changer:** 6-way, 'push/pull' colour changer system for simultaneous use of multiple filters
- **Adjustable response time:** choice of fast or slow dimming for tungsten-like simulation - adjustment by DMX protocol
- **Universal data control:** compatible with DMX, RDM, Art-Net, sACN protocols
- **Remote setup:** all parameters can be adjusted by RDM protocol or by web interface
- **PWM adjustment:** choice of different PWM dimming frequencies - continuous mode available
- **DMX:** 8 or 16 bit dimming and strobe function
- **Dimming parameters:** choice of square or linear dimming curves
- **Local setup (optional):** dMX address and mode, dimming curve and response time through 4-button display with automatic light switch-off
- **Easy focus reference:** graduated scale on side of the unit; fast and easy refocusing

### Optical

- **Long life:** outstanding operational lifetime expectation, no need to replace lamps, low maintenance
- **Very high quality white:** CRI>95 / TM-30 Rf>92 Rg>97 / TLCI>97
- **Choice of colour temperature:** warm or cool white LED compartment can be easily swapped
- **SX optical system:** double condenser optics for exceptional optical quality
- **Optional coated double condenser optics:** up to 15% more light output
- **Variable zoom optics:** sharp focus at every beam angle. Independent control of image size and focus. Focus handles on both sides
- **Electronic dimmer:** dimming without clipping or cut-out at low intensity levels; high quality smoothing
- **No colour shift:** colour temperature remains the same when dimming

### Construction

- **Made in France :** fully manufactured in Robert Juliat premises retaining complete control over all aspects of quality
- **Interchangeable lamp bases:** with 600SX (1000/1200 W tungsten) series
- **PSU:** built-in electronic flicker-free power supply for easy, plug-and-play installation
- **Power connectors:** neutriK® powerCON TRUE1 TOP IN and OUT connectors for daisy chaining
- **Silent-running cooling fans:** ideal for TV studios and opera houses
- **Electronic thermal management system:** ensures maximum performance of the system without any risk of overheating
- **Bodywork:** strong sheet metal construction for durability
- **Captive knobs and handles:** additional security when working at height or in transit
- **Easy access to all parts:** easy cleaning and maintenance

Picture:1156


DSEN389\_1156WW - 02/10/2023

Robert Juliat reserves the right to change or alter any of the items detailed on this page, to increase or improve manufacturing techniques without prior notice.

Robert Juliat S.A.S., 32 rue de Beaumont, 60530 Fresnoy-en-Thelle - France  
Telephone : +33 (0)3 44 26 51 89 - info@robertjuliat.fr - www.robertjuliat.com



ROBERT JULIAT



- Lamp type: LED
- Power: 115 W

| LED specifications | Power * | Lumen output* | Colour temperature* | Life*    | CRI* |
|--------------------|---------|---------------|---------------------|----------|------|
| LED 115W WW        | 115 W   | 11 400 lm     | 3000K               | 60 000 h | 98   |

(\*) manufacturer's data

### Optics

#### Characteristics

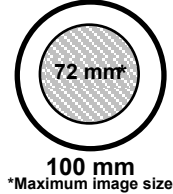
- Type: Zoom
- Range: 10.5° to 22.5° (Field angle)
- Focal length: 201 - 435 mm

#### Gel filter

- Shape: Circle
- Standard size: 165 mm (6.5 in)

#### Gobo

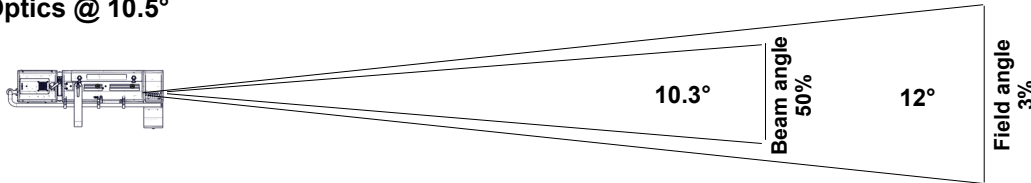
- Size: A
- Material: Metal  
Glass



### Photometrics (Photometrics report(s) available at the end of the document)

optics: 10,5°-22,5° / Standard

#### • Optics @ 10.5°



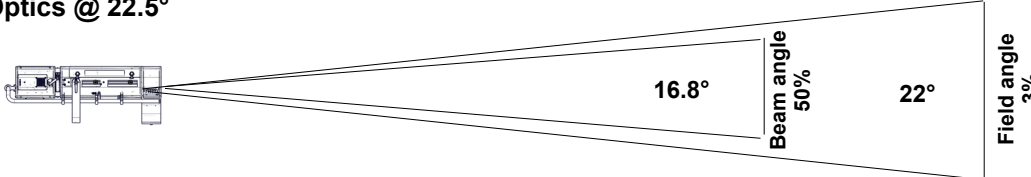
**Beam intensity**  
196 900 cd

**Field lumens**  
4 290 lm

**Efficacy**  
29 lm/W

|              |           |           |         |         |         |         |
|--------------|-----------|-----------|---------|---------|---------|---------|
| Distance     | 5 m       | 10 m      | 15 m    | 20 m    | 25 m    | 30 m    |
| Diameter     | 1.1 m     | 2.1 m     | 3.2 m   | 4.2 m   | 5.3 m   | 6.3 m   |
| Illumination | 7 900 lux | 2 000 lux | 880 lux | 500 lux | 320 lux | 220 lux |
| Distance     | 15 ft     | 35 ft     | 50 ft   | 65 ft   | 80 ft   | 100 ft  |
| Diameter     | 3.2 ft    | 7.4 ft    | 10.5 ft | 13.7 ft | 16.8 ft | 21 ft   |
| Illumination | 880 fc    | 170 fc    | 80 fc   | 47 fc   | 31 fc   | 20 fc   |

#### • Optics @ 22.5°



**Beam intensity**  
64 600 cd

**Field lumens**  
4 380 lm

**Efficacy**  
30 lm/W

|              |           |         |         |         |         |         |
|--------------|-----------|---------|---------|---------|---------|---------|
| Distance     | 5 m       | 10 m    | 15 m    | 20 m    | 25 m    | 30 m    |
| Diameter     | 1.9 m     | 3.9 m   | 5.8 m   | 7.8 m   | 9.7 m   | 11.7 m  |
| Illumination | 2 600 lux | 650 lux | 290 lux | 170 lux | 110 lux | 75 lux  |
| Distance     | 15 ft     | 35 ft   | 50 ft   | 65 ft   | 80 ft   | 100 ft  |
| Diameter     | 5.8 ft    | 13.6 ft | 19.4 ft | 25.3 ft | 31.1 ft | 38.9 ft |
| Illumination | 290 fc    | 55 fc   | 26 fc   | 16 fc   | 11 fc   | 7 fc    |

### Remote control

- Data protocol: USITT DMX512-A  
RDM / Art-Net / sACN

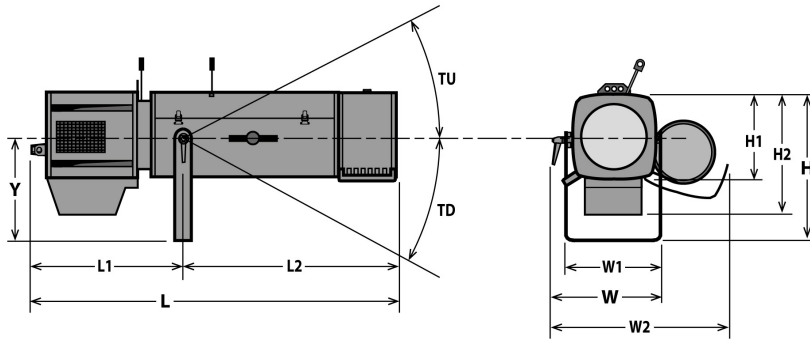
- Data IN connector: 5 pins XLR male +  
2x etherCON RJ45
- Data OUT connector 5 pins XLR femelle



#### • DMX chart:

| Mode 1 (1 channels) | Mode 2 (2 channels)   | Mode 3 (5 channels)  | Mode 4 (6 channels)   | Mode 5 (6 channels)   | Mode 6 (8 channels)  |
|---------------------|-----------------------|--|---|---|--|
| Dimmer              | Dimmer<br>Dimmer fine | Dimmer<br>Strobe duration<br>Strobe speed<br>Response time<br>Control mode | Dimmer<br>Dimmer fine<br>Strobe duration<br>Strobe speed<br>Response time<br>Control mode | Dimmer<br>Master dimmer<br>Strobe duration<br>Strobe speed<br>Response time<br>Control mode | Dimmer<br>Dimmer fine<br>Master dimmer<br>Master dimmer fine<br>Strobe duration<br>Strobe speed<br>Response time<br>Control mode |

## Dimensions and weight



**Weight:** 15.6 kg (34.3 lbs)

| Height               | Length               | Width                | Yoke                | Tilt    |
|----------------------|----------------------|----------------------|---------------------|---------|
| H= 387 mm (15.2 in)  | L= 928 mm (36.5 in)  | W= 327 mm (12.9 in)  | Y= 283 mm (11.1 in) | TU= 38° |
| H1= 208 mm (8.2 in)  | L1= 411 mm (16.2 in) | W1= 233 mm (9.2 in)  |                     | TD= 56° |
| H2= 284 mm (11.2 in) | L2= 517 mm (20.4 in) | W2= 472 mm (18.6 in) |                     |         |

## Shipping

- **Weight :** 18.8 kg (41.4 lbs)
- **Volume :** .16 m<sup>3</sup> (5.65 ft<sup>3</sup>)

## Installation

- **Minimum distance to illuminated surface:** 0.8 m ( 2.6 ft )
- **Operating position:**



## Construction

- **Housing:** Steel sheet - Aluminium
- **Colour:** Black
- **Cooling:** Low noise variable fan
- **Maximum ambient temperature (Ta):** 40°C (104°F)
- **Maximum case temperature (Tc):** 52°C (125.6°F)
- **Total heat dissipation:** 444 BTU/h
- **Ingress Protection (IP) rating:** IP20

## Electrical compatibility

- 220/230 V - 50 Hz
- 245 V - 50 Hz
- 110/120 V - 60 Hz
- 208 V - 60 Hz
- 220/230 V - 60 Hz
- 100 V - 50 Hz
- 100 V - 60 Hz
- Selector: automatic detection

## Power input



- **Type:** removable power cord with Neutrik powerCON TRUE1 TOP connector (included)
- **Cable:** H07RNF 3G1.5
- **Length:** 3 m (9.8 ft)
- **Power connector:** CEE 7/7 (2P+E NF/Schuko)

## Power consumption

| Voltage | Frequency | Current | Power | Power factor |
|---------|-----------|---------|-------|--------------|
| 230 V   | 50 Hz     | 0.7 A   | 130 W | 0.81         |
| 120 V   | 60 Hz     | 1.15 A  | 135 W | 0.98         |
| 100 V   | 60 Hz     | 1.4 A   | 135 W | 0.96         |

## Power Supply Unit

- **PSU:** Internal - Electronic PSU - Flicker free with PFC
- **Control:** Local / DMX
- **Protection:** Mains: 2x 6.3A 5x20 T fuses /
- **Power thru:** Neutrik powerCON TRUE1 TOP - Maximum of 22 units (230 V) / 11 units (120 V)

## Warranty

- **Fixture: 3 years**  
See General Sales Condition on website

## Approvals



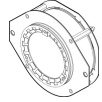



## Acoustics

- **Noise level:** < 22,8 dB(A)










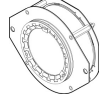


## Model

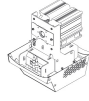


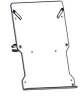



|               |   |
|---------------|---|
| <b>1156WW</b> | LED 115 W Followspot - 1156WW Sully - Warm White - 10.5/22.5° |
|---------------|---|

## Options

|                   |  |   |
|-------------------|--|---|
| <b>APH 68LEDM</b> | Double-condenser set for Led profile   |  |
| <b>PCP1716A</b>   | 16A blue 2P+E 6h IEC60309 power connector  |  |
| <b>DISP2</b>      | Display and keyboard for local setup   |  |
| <b>FC1124</b>     | Flight-case for Ultra Compact range / GT stand - Dim: 1210x600x560mm - Weight: 35 Kg |  |

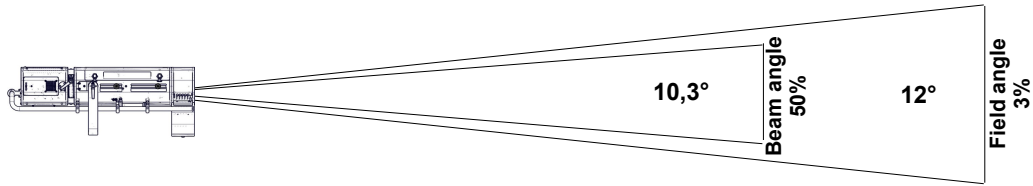
## Accessories

|                    |   |   |
|--------------------|---|---|
| <b>IS750</b>       | Full closing iris with holder - Poids: 0.35 Kg<br><b>1 included</b>   |    |
| <b>PF1114</b>      | Ø165 mm metal filter holder<br><b>6 included</b>  |    |
| <b>SGUX</b>        | Universal "A" size gobo-holder (metal, glass, frosted glass)<br><b>1 included</b>   |  |
| <b>M165TP</b>      | 6 ways "push/pull" colour changer - Poids: 2.09 Kg<br><b>1 included</b>   |  |
| <b>GT1000</b>      | Tripod stand - SWL: 40 Kg - max. height: 1550 mm - Poids: 9.27 Kg   |  |
| <b>GT800</b>       | Tripod stand - SWL: 40 Kg - max. height: 1550 mm - Poids: 7.98 Kg   |  |
| <b>T1000</b>       | TV spigot with followspots swivel head - Poids: 1.82 Kg   |  |
| <b>T4000</b>       | Followspot mount for Ø50mm pipe (suspension or overhead) - SWL= 100 Kg - Poids: 4.88 Kg   |  |
| <b>CAV600A</b>     | Double slot front cassette for 180x180mm accessories - Poids: 0.43 Kg   |  |
| <b>APH 68LED</b>   | Double-condenser set for Led profile - Poids: 0.58 Kg   |  |
| <b>T/1650DSXCW</b> | SULLY 115W LED compartment with potentiometer and display - Cool White - 3 meter power cable with CEE 7/7 (2P+T NF/SCHUKO) connector - Poids: 2.33 Kg |  |
| <b>T/1650DSXWW</b> | SULLY 115W LED compartment with potentiometer and display - Warm White - 3 meter power cable with CEE 7/7 (2P+T NF/SCHUKO) connector - Poids: 2.33 Kg |  |

|                   |   |   |
|-------------------|---|---|
| <b>T/1650SXCW</b> | SULLY 115W LED compartment with potentiometer - Cool White -<br>3 meter power cable with CEE 7/7 (2P+T NF/SCHUKO) connector<br>- Poids: 2.27 Kg |    |
| <b>VD120</b>      | 120x120mm frosted glass   |  |
| <b>Kit TELRAD</b> | Telrad followspot sight with raiser and universal mounting kit -<br>Poids: 1.23 Kg  |  |
| <b>SDUP</b>       | Followspot cue sheet holder with universal mounting kit   |  |
| <b>DMXcat</b>     | Bluetooth DMX/RDM Multifunction test tool - City Theatrical<br>DMXcat®  |  |
| <b>FC1124/S</b>   | Flight-case for Ultra Compact range / GT stand - Poids: 35 Kg   |  |
| <b>W/GT800</b>    | Set of 3 wheels for GT800/1000 stand - Poids: 2.33 Kg   |  |

• Optics @ 10,5°

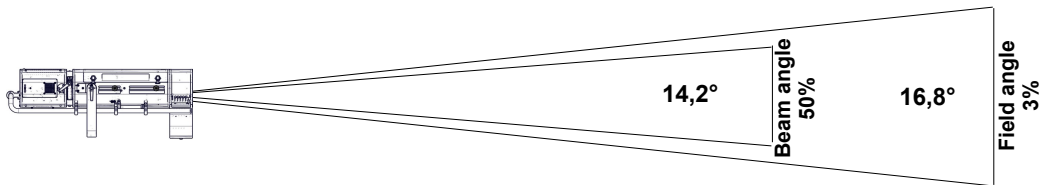
| Field lumens | Beam lumens | Efficacy | Beam intensity | CCT     | Delta uv |
|--------------|-------------|----------|----------------|---------|----------|
| 4 290 Lm     | 3 560 Lm    | 29 Lm/W  | 196 900 Cd     | 3 060 K | -0.0004  |



|                |           |           |         |         |         |         |
|----------------|-----------|-----------|---------|---------|---------|---------|
| Distance       | 5 m       | 10 m      | 15 m    | 20 m    | 25 m    | 30 m    |
| Field diameter | 1,1 m     | 2,1 m     | 3,2 m   | 4,2 m   | 5,3 m   | 6,3 m   |
| Illumination   | 7 900 lux | 2 000 lux | 880 lux | 500 lux | 320 lux | 220 lux |
| Distance       | 15 ft     | 35 ft     | 50 ft   | 65 ft   | 80 ft   | 100 ft  |
| Field diameter | 3,2 ft    | 7,4 ft    | 10,5 ft | 13,7 ft | 16,8 ft | 21 ft   |
| Illumination   | 880 fc    | 170 fc    | 80 fc   | 47 fc   | 31 fc   | 20 fc   |

• Optics @ 16,5°

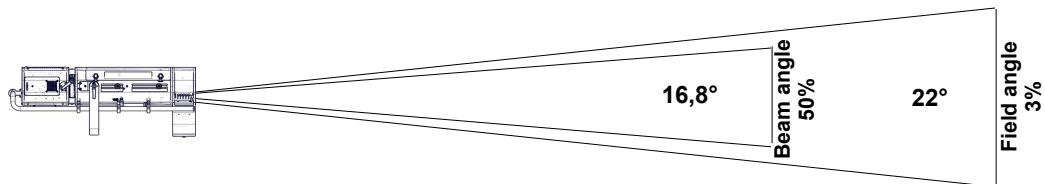
| Field lumens | Beam lumens | Efficacy | Beam intensity | CCT     | Delta uv |
|--------------|-------------|----------|----------------|---------|----------|
| 4 430 Lm     | 3 580 Lm    | 30 Lm/W  | 104 400 Cd     | 3 050 K | -0.0005  |



|                |           |           |         |         |         |         |
|----------------|-----------|-----------|---------|---------|---------|---------|
| Distance       | 5 m       | 10 m      | 15 m    | 20 m    | 25 m    | 30 m    |
| Field diameter | 1,5 m     | 3 m       | 4,4 m   | 5,9 m   | 7,4 m   | 8,9 m   |
| Illumination   | 4 200 lux | 1 050 lux | 470 lux | 270 lux | 170 lux | 120 lux |
| Distance       | 15 ft     | 35 ft     | 50 ft   | 65 ft   | 80 ft   | 100 ft  |
| Field diameter | 4,4 ft    | 10,3 ft   | 14,8 ft | 19,2 ft | 23,6 ft | 29,5 ft |
| Illumination   | 470 fc    | 90 fc     | 42 fc   | 25 fc   | 17 fc   | 11 fc   |

• Optics @ 22,5°

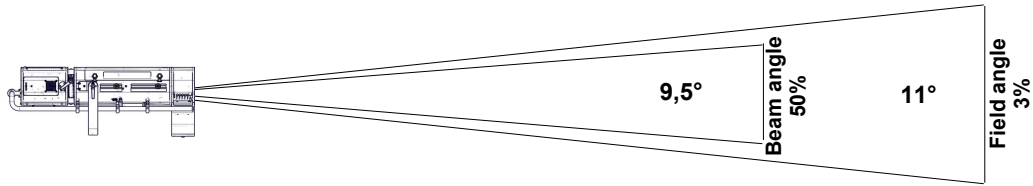
| Field lumens | Beam lumens | Efficacy | Beam intensity | CCT     | Delta uv |
|--------------|-------------|----------|----------------|---------|----------|
| 4 380 Lm     | 3 540 Lm    | 30 Lm/W  | 64 600 Cd      | 3 040 K | -0.0005  |



|                |           |         |         |         |         |         |
|----------------|-----------|---------|---------|---------|---------|---------|
| Distance       | 5 m       | 10 m    | 15 m    | 20 m    | 25 m    | 30 m    |
| Field diameter | 1,9 m     | 3,9 m   | 5,8 m   | 7,8 m   | 9,7 m   | 11,7 m  |
| Illumination   | 2 600 lux | 650 lux | 290 lux | 170 lux | 110 lux | 75 lux  |
| Distance       | 15 ft     | 35 ft   | 50 ft   | 65 ft   | 80 ft   | 100 ft  |
| Field diameter | 5,8 ft    | 13,6 ft | 19,4 ft | 25,3 ft | 31,1 ft | 38,9 ft |
| Illumination   | 290 fc    | 55 fc   | 26 fc   | 16 fc   | 11 fc   | 7 fc    |

• Optics @ 10,5°

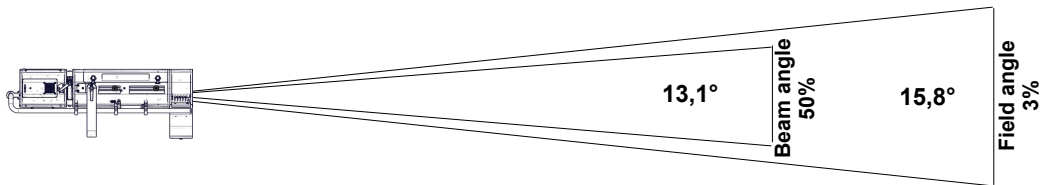
| Field lumens | Beam lumens | Efficacy | Beam intensity | CCT     | Delta uv |
|--------------|-------------|----------|----------------|---------|----------|
| 4 980 Lm     | 3 890 Lm    | 38 Lm/W  | 228 100 Cd     | 3 030 K |          |



|                |           |           |           |         |         |         |
|----------------|-----------|-----------|-----------|---------|---------|---------|
| Distance       | 5 m       | 10 m      | 15 m      | 20 m    | 25 m    | 30 m    |
| Field diameter | 1 m       | 1,9 m     | 2,9 m     | 3,9 m   | 4,8 m   | 5,8 m   |
| Illumination   | 9 200 lux | 2 300 lux | 1 050 lux | 580 lux | 370 lux | 260 lux |
| Distance       | 15 ft     | 35 ft     | 50 ft     | 65 ft   | 80 ft   | 100 ft  |
| Field diameter | 2,9 ft    | 6,7 ft    | 9,6 ft    | 12,5 ft | 15,4 ft | 19,3 ft |
| Illumination   | 1 050 fc  | 190 fc    | 95 fc     | 55 fc   | 36 fc   | 23 fc   |

• Optics @ 16,5°

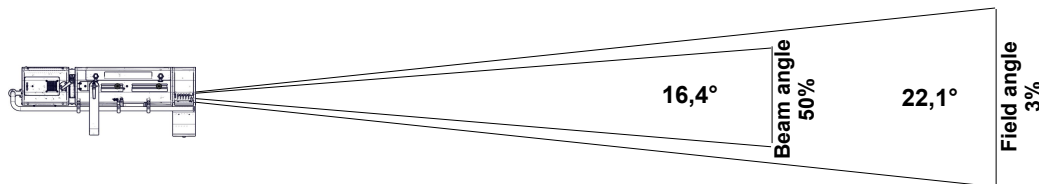
| Field lumens | Beam lumens | Efficacy | Beam intensity | CCT     | Delta uv |
|--------------|-------------|----------|----------------|---------|----------|
| 5 140 Lm     | 3 930 Lm    | 40 Lm/W  | 118 000 Cd     | 3 020 K |          |



|                |           |           |         |         |         |         |
|----------------|-----------|-----------|---------|---------|---------|---------|
| Distance       | 5 m       | 10 m      | 15 m    | 20 m    | 25 m    | 30 m    |
| Field diameter | 1,4 m     | 2,8 m     | 4,2 m   | 5,6 m   | 6,9 m   | 8,3 m   |
| Illumination   | 4 750 lux | 1 200 lux | 530 lux | 300 lux | 190 lux | 140 lux |
| Distance       | 15 ft     | 35 ft     | 50 ft   | 65 ft   | 80 ft   | 100 ft  |
| Field diameter | 4,2 ft    | 9,7 ft    | 13,9 ft | 18 ft   | 22,2 ft | 27,8 ft |
| Illumination   | 530 fc    | 100 fc    | 48 fc   | 28 fc   | 19 fc   | 12 fc   |

• Optics @ 22,5°

| Field lumens | Beam lumens | Efficacy | Beam intensity | CCT     | Delta uv |
|--------------|-------------|----------|----------------|---------|----------|
| 5 180 Lm     | 3 980 Lm    | 40 Lm/W  | 74 900 Cd      | 3 000 K |          |

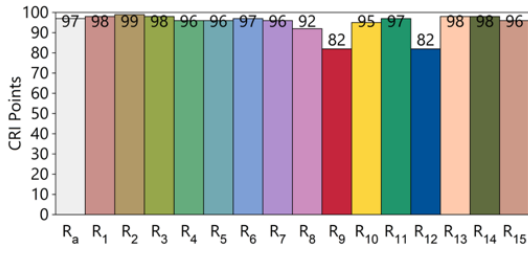


|                |           |         |         |         |         |         |
|----------------|-----------|---------|---------|---------|---------|---------|
| Distance       | 5 m       | 10 m    | 15 m    | 20 m    | 25 m    | 30 m    |
| Field diameter | 2 m       | 3,9 m   | 5,9 m   | 7,8 m   | 9,8 m   | 11,7 m  |
| Illumination   | 3 000 lux | 750 lux | 340 lux | 190 lux | 120 lux | 85 lux  |
| Distance       | 15 ft     | 35 ft   | 50 ft   | 65 ft   | 80 ft   | 100 ft  |
| Field diameter | 5,9 ft    | 13,7 ft | 19,5 ft | 25,4 ft | 31,2 ft | 39,1 ft |
| Illumination   | 340 fc    | 65 fc   | 30 fc   | 18 fc   | 12 fc   | 8 fc    |

# Light quality report

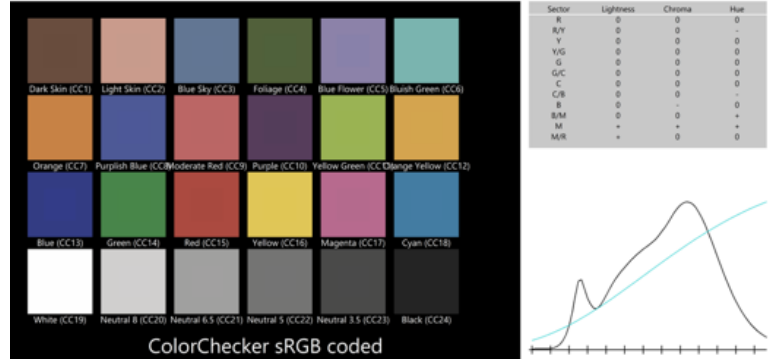
| CCT    | DeltaUV | CRI Ra | CRI R9 | CQS Qa | TM30-18 Rf | TM30-18 Rg | TLCI | SSI [P3036] |
|--------|---------|--------|--------|--------|------------|------------|------|-------------|
| 3 040K | 0.0000  | 97     | 82     | 95     | 93         | 99         | 97   | 85          |

## CRI - CIE Colour Rendering Index

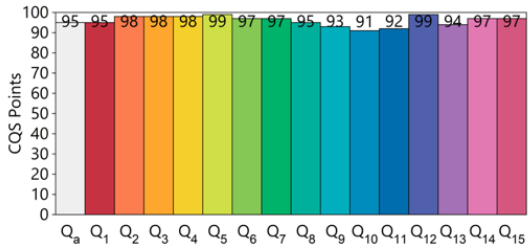


## TLCI - Television Lighting Consistency Index

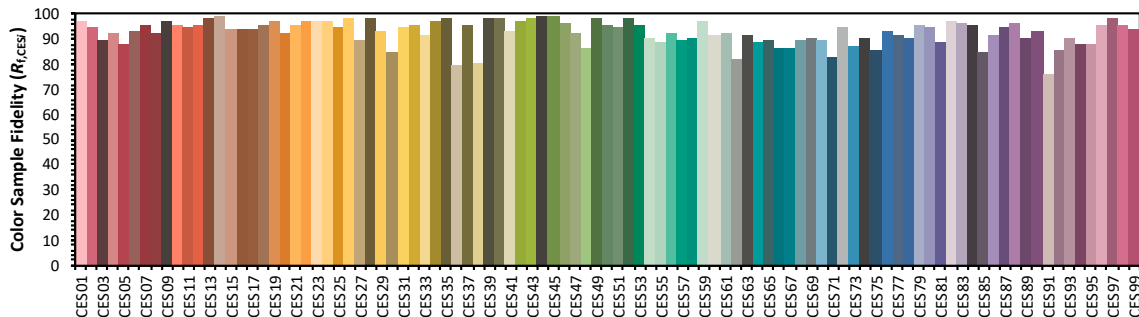
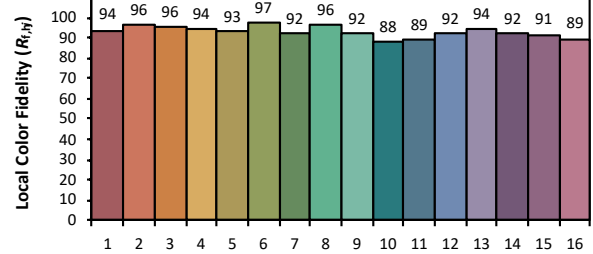
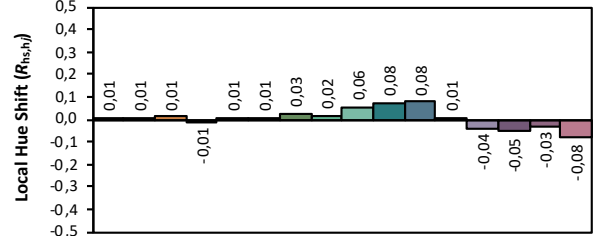
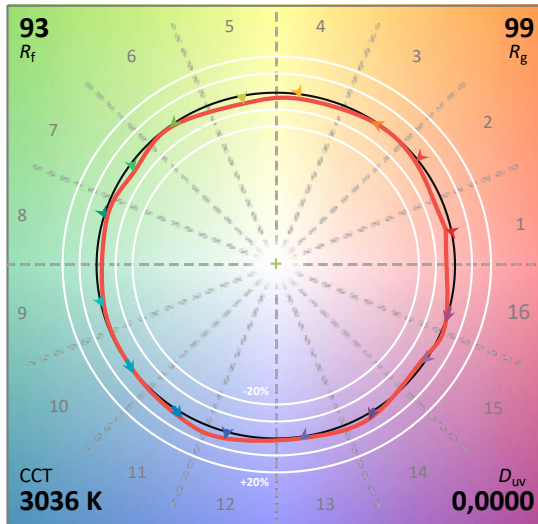
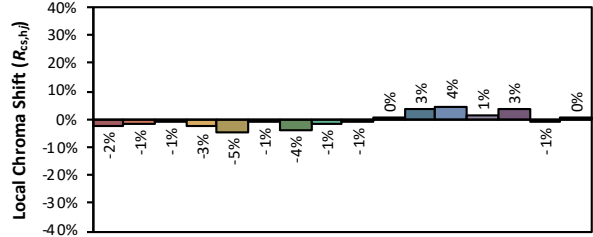
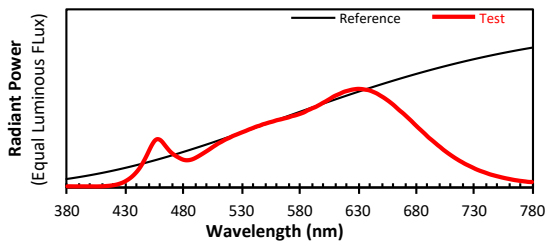
Test : CCT = P3036 (0.0)  
 TLCI-2012 : 97 (P3036)



## CQS - NIST Colour Quality Scale



## ANSI/IES TM-30-18 Colour Rendition Report



Colours are for visual orientation purposes only. Created with the IES TM-30-18 Calculator Version 2.00