

LANCELOT - 1021TM

GRAND - 4000 W HTI



- **Type:** Followspot
- **Source:** 4000 W HTI
- **PSU:** Electronic - hot restrike
- **Optics:** 2° to 5° zoom

Followspot

The shining knight of followspots!

Lancelot's innovative optical train improves on the power and throw capabilities of its smaller counterparts to become the benchmark fixture for spectacles. More than just a followspot, its modular accessories make it the most powerful long throw effects projector ever built.

Features

- **New high performance 6-lens optical train:** reduces the size of the unit and enhances definition
- **Fully closing iris cassette:** removable for fast, easy replacement; protective backplate for extended lifespan
- **Gobo holder:** glass and metal gobos
- **Ergonomic dimmer control:** one-handed dim, pan and tilt
- **Smooth dimmer shutter:** retains flat beam and colour temperature when dimming
- **Optional remote DMX-control:** DMX-control of motorised dimmer shutter, progressive frost and colours - effects synchronising remotely with pinpoint accuracy
- **Progressive frost filter :** on flip lever for quick soft-edge beam effect
- **Individually removable colour frame:** gels replaced easily while colour cassette remains in place
- **Colour changer:** 6-way, self-cancelling boomerang colour-changer
- **Fast-locking focus handle:** for quick and easy change of beam size
- **Easy focus reference:** graduated scale on side of the unit; fast and easy refocusing
- **Adjustable yoke:** for optimum overhead positioning
- **Easy-to-balance counterweight:** steady movement, even at long distances
- **Stand:** perfectly weighted for maximum stability with smooth rotation for optimum performance. Easy set up; triple safety system for extra security

Optical

- **Safe lamp:** no risk of explosion and no protective clothing necessary
- **Factory set optical train:** travels safely within followspot and requires no time-consuming realignment on arrival. Uniform beam on all followspots of same type
- **Double quartz condenser system:** for dazzling light output and perfectly even beam
- **Gobo :** long distance gobo projection
- **Variable zoom optics:** sharp focus at every beam angle. Independent control of image size and focus.
- **Zoom:** very narrow variable zoom 2°-5°

Construction

- **Made in France :** fully manufactured in Robert Juliat premises retaining complete control over all aspects of quality
- **Separate PSU:** compact for easy handling and rapid maintenance
- **Cooling:** highly efficient multi-zone cooling of lamp house and oversized lamp holder heat-sinks for maximum reliability and durability
- **Bodywork:** strong sheet metal construction for durability
- **Ergonomic wrap-around handle:** comfort, safety and practicality from all operating positions
- **Moving parts:** smooth at all times, even when hot
- **Captive knobs and handles:** additional security when working at height or in transit
- **Easy access to all parts:** easy cleaning, re-lamping and maintenance
- **Removable assemblies:** fast-plug cable connectors and complete component assemblies (mirror, condenser set and lamp house assembly) save maintenance and cleaning time
- **Safety:** safety switch for secure access to the lamp

Picture:1021

DSEN149_1021TM - 02/10/2023

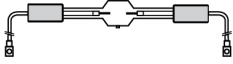
Robert Juliat reserves the right to change or alter any of the items detailed on this page, to increase or improve manufacturing techniques without prior notice.

Robert Juliat S.A.S., 32 rue de Beaumont, 60530 Fresnoy-en-Thelle - France
Telephone : +33 (0)3 44 26 51 89 - info@robertjuliat.fr - www.robertjuliat.com



ROBERT JULIAT

Source



- **Lamp type:** Discharge
- **Power:** 4000 W
- **Socket:** S25.5
- **Hot re-strike:** yes

Admissible lamps	Power *	Lumen output*	Colour temperature*	Life*
HTI 4000W/DE (Osram)	4 000 W	360 000 lm	6300K	500 h

(*) manufacturer's data

Optics

Characteristics

- **Type:** Zoom
- **Range:** 2° to 5° (Field angle)
- **Focal length:** 916 - 2292 mm

Gel filter

- **Shape:** Circle
- **Standard size:** 270 mm (10.6 in)

Gobo

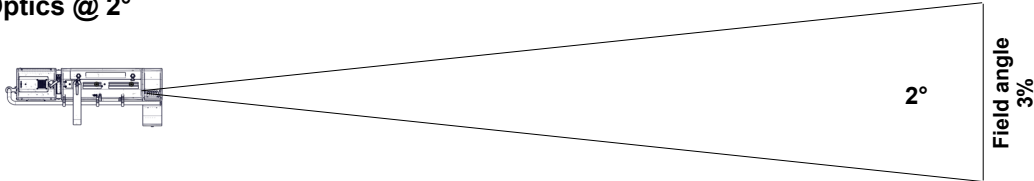
- **Size:** A
- **Material:** Metal
Glass



Photometrics

optics: 2°-5° / Standard / HTI 4000W/DE (Osram)

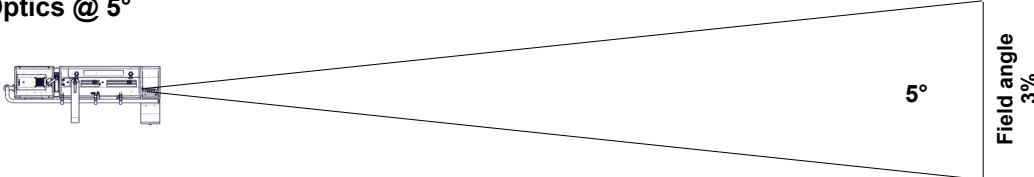
• Optics @ 2°



Beam intensity
18 750 000 cd

Distance	60 m	80 m	100 m	120 m	140 m	160 m
Diameter	2.1 m	2.8 m	3.5 m	4.2 m	4.9 m	5.6 m
Illumination	5 300 lux	2 950 lux	1 900 lux	1 350 lux	960 lux	740 lux
Distance	195 ft	260 ft	330 ft	395 ft	460 ft	525 ft
Diameter	6.8 ft	9.1 ft	11.5 ft	13.8 ft	16.1 ft	18.3 ft
Illumination	500 fc	280 fc	180 fc	130 fc	90 fc	70 fc

• Optics @ 5°

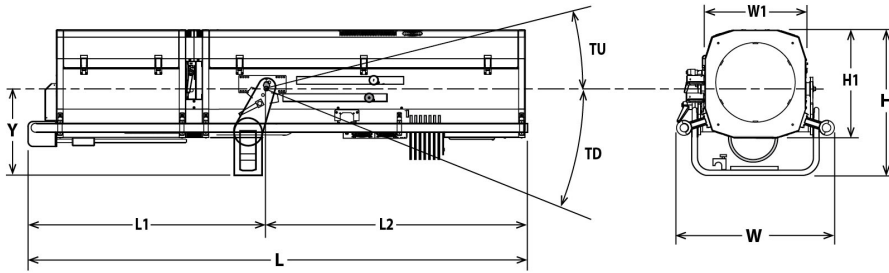


Beam intensity
7 000 000 cd

Distance	60 m	80 m	100 m	120 m	140 m	160 m
Diameter	5.2 m	7 m	8.7 m	10.5 m	12.2 m	14 m
Illumination	1 950 lux	1 100 lux	710 lux	490 lux	360 lux	280 lux
Distance	195 ft	260 ft	330 ft	395 ft	460 ft	525 ft
Diameter	17 ft	22.7 ft	28.8 ft	34.5 ft	40.2 ft	45.8 ft
Illumination	190 fc	110 fc	65 fc	45 fc	34 fc	26 fc

Dimensions and weight

Unit



Weight: 120 kg (264 lbs)

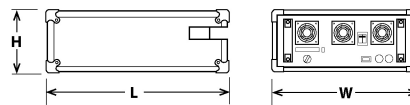
Height	Length	Width	Yoke	Tilt
H= 580 mm (22.8 in)	L= 2005 mm (78.9 in)	W= 635 mm (25 in)	Y= 365 mm (14.4 in)	TU= 41°
H1= 470 mm (18.5 in)	L1= 965 mm (38 in)	W1= 425 mm (16.7 in)		TD= 53°
	L2= 1040 mm (40.9 in)			

Shipping

• **Weight :** 249 kg (547.8 lbs)

• **Volume :** 1.76 m³ (62.25 ft³)

PSU



Width: W= 535 mm (21.1 in)

Height: H= 239 mm (9.4 in)

Length: L= 829 mm (32.6 in)

Weight: 44.4 Kg (97.7 lbs)

Installation

• **Minimum distance to illuminated surface:** 10.0 m (32.8 ft)

• **Operating position:**



Warranty

• **Fixture: 2 years**

See General Sales Condition on website

Approvals



Construction

- **Housing:** Steel sheet - Aluminium
- **Colour:** Black
- **Cooling:** Fans
- **Maximum ambient temperature (Ta):** 40°C (104°F)
- **Maximum case temperature (Tc):** 200°C (392°F)
- **Total heat dissipation:** 16 383 BTU/h
- **Ingress Protection (IP) rating:** IP20

- **PSU housing:** Wooden flight-case
- **PSU colour:** Black
- **PSU cooling:** Fans
- **PSU maximum ambient temperature (Ta):** 50°C (122°F)
- **PSU maximum case temperature (Tc):** °C (°F)

Electrical compatibility

- 220/230 V - 50 Hz
- 245 V - 50 Hz
- 110/120 V - 60 Hz
- 208 V - 60 Hz
- 220/230 V - 60 Hz
- 100 V - 50 Hz
- 100 V - 60 Hz
- Selector: automatic detection

Power input

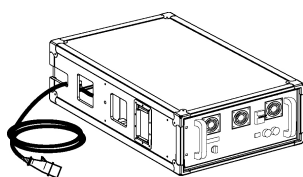


- **Type:** attached power cord
- **Cable:** HO7RNF 3G4
- **Length:** 3 m (9.8 ft)
- **Power connector:** 32A blue 2P+E 6h IEC60309 (CEE 32)

Power consumption

Voltage	Frequency	Current	Power	Power factor
230 V	50 Hz	20.9 A	4800 W	0.98
208 V	60 Hz			
245 V	50 Hz			

Power Supply Unit






- **PSU:** Separate - Electronic PSU - Flicker free with PFC
- **Lighting unit / PSU cable:** Removable cable - length: 4 m (13,1 ft)
Type: 3G4 H07RNF with Harting Han Modular® connectors
- **Maximum distance between lighting unit and PSU:** 25 m (82 ft)
- **Control:** Local
- **Protection:** Mains: 25A 2P2D - C curve breaker / Electronic: 5A 5x20 T fuse

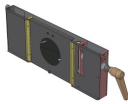





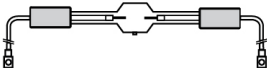




Model













1021TM	4000 W HTI Followspot - 1021TM Lancelot - 2/5° - Electronic PSU
---------------	---

Options

FACM150M	Ø150mm UV/IR filter with holder	
FRO/SMAPV	Heavy duty adjustable yoke equipped with TILT SpotMe sensor (A type)	
RJNET1021	RJNET bi-directional network for motorised modules (power and data).	
FC1021	Flight-case for 4K Grand range / GT4000 stand / P.S.U. / accessories - Dim: 2130x780x1080mm - Weight: 120 Kg	

Accessories

CCUL	Full closing iris cassette - Ø72mm - long model - Poids: 1.4 Kg 1 included	
PF1013	Ø270 mm metal filter holder - Poids: 0.2 Kg 6 included	
MOL	Manual dimming shutter module - Poids: 1.24 Kg 1 included	
SGUL	Universal "A" size gobo-holder (metal, glass, frosted glass) - Poids: 0.25 Kg 1 included	
MFL	Chromix progressive effect module (manual) - Poids: 1.29 Kg 1 included	
TC1021	Tool case with spare parts - Poids: 2.6 Kg 1 included	
FC4000PG	Flight-case for PG 4000 or A1 4000 1 included	
HTI 4000W/DE	HTI 4000W/DE - Osram S25.5 4000W 500h 6300K lamp	
CCULSM	Full closing iris cassette with position sensor for SpotMe system - Ø72mm - long model	
GT4000	Tripod stand with safety chain - SWL: 130 Kg - max. height: 1030 mm - Poids: 7.91 Kg	
GT4000R	Tripod stand with ball head rotation with security chain - SWL: 130 Kg - max. height: 1030 mm - Poids: 10 Kg	
GT4000RSM	Tripod stand with ball head rotation with security chain and SpotMe PAN sensor - SWL: 130 Kg - max. height: 1030 mm	

MOLM	Motorised dimming shutter module - Poids: 1.95 Kg	
CGL	7 "A" size gobo wheel (manual) - Poids: 1 Kg	
FRO/SMAPD	Heavy duty adjustable yoke equipped with TILT SpotMe sensor (A type)	
MFL	Chromix progressive effect module (manual) - Poids: 1.29 Kg	
MFLM	Chromix progressive effect module (motorised) - Poids: 1.95 Kg	
BK1	Followspot balancing kit (including 1 Kg counterweights)	
H/1021	Dust cover - Poids: 0.84 Kg	
Kit TELRAD	Telrad followspot sight with raiser and universal mounting kit - Poids: 1.23 Kg	
SDUP	Followspot cue sheet holder with universal mounting kit	
TCSM	SpotMe calibration tool kit	
Maestro	Maestro server for SpotMe - rackable unit: 1U - half 19" - Poids: 1.2 Kg	
P1FCAN	Remote controller for dimming shutters - Poids: 0.44 Kg	
SMS	SpotMe server + 2 sensor cables + flight case	
FC1021/S	Flight-case for 4K Grand range / GT4000 stand / P.S.U. / accessories - Poids: 120 Kg	