

# CYRANO - 1015M

GRAND - 2500 W HMI



- **Type:** Followspot
- **Source:** 2500 W HMI
- **PSU:** Electronic - hot restrike
- **Optics:** 3° to 8° zoom

Followspot

## For that little bit more!

Cyrano's narrow beam angle is suited to super-long throw distances found in the largest theatres and stadia. Its unique dimmer shutter gives Cyrano a superb dimming ability – surpassing even that of Aramis – making it indispensable for opera houses and large TV shows.

### Features

- **Fully closing iris cassette:** removable for fast, easy replacement; protective backplate for extended lifespan
- **Gobo holder:** glass and metal gobos
- **Ergonomic dimmer control:** one-handed dim, pan and tilt
- **Smooth dimmer shutter:** retains flat beam and colour temperature when dimming
- **Progressive frost filter :** on flip lever for quick soft-edge beam effect
- **Horizontal chopper (optional):** for masking control in TV studios and wide stages
- **Individually removable colour frame:** gels replaced easily while colour cassette remains in place
- **Colour changer:** 6-way, self-cancelling boomerang colour-changer
- **Colour correction (CTO) and 2 spare filter frames for dichroic glasses on flip levers**
- **Fast-locking focus handle:** for quick and easy change of beam size
- **Easy focus reference:** graduated scale on side of the unit; fast and easy refocusing
- **Adjustable yoke:** for optimum overhead positioning
- **Easy-to-balance counterweight:** steady movement, even at long distances
- **Stand:** perfectly weighted for maximum stability with smooth rotation for optimum performance. Easy set up; triple safety system for extra security

### Optical

- **Safe lamp:** no risk of explosion and no protective clothing necessary
- **Factory set optical train:** travels safely within followspot and requires no time-consuming realignment on arrival. Uniform beam on all followspots of same type
- **Quartz condenser lens:** for dazzling light output and perfectly even beam
- **Gobo :** long distance gobo projection
- **Variable zoom optics:** sharp focus at every beam angle. Independent control of image size and focus.

### Construction

- **Made in France :** fully manufactured in Robert Juliat premises retaining complete control over all aspects of quality
- **Separate PSU:** compact for easy handling and rapid maintenance
- **Cooling:** highly efficient multi-zone cooling of lamp house and oversized lamp holder heat-sinks for maximum reliability and durability
- **Bodywork:** strong sheet metal construction for durability
- **Ergonomic wrap-around handle:** comfort, safety and practicality from all operating positions
- **Moving parts:** smooth at all times, even when hot
- **Captive knobs and handles:** additional security when working at height or in transit
- **Easy access to all parts:** easy cleaning, re-lamping and maintenance
- **Removable assemblies:** fast-plug cable connectors and complete component assemblies (mirror, condenser set and lamp house assembly) save maintenance and cleaning time
- **Safety:** safety switch for secure access to the lamp

Picture:1015

DSEN136\_1015M - 02/10/2023

Robert Juliat reserves the right to change or alter any of the items detailed on this page, to increase or improve manufacturing techniques without prior notice.

Robert Juliat S.A.S., 32 rue de Beaumont, 60530 Fresnoy-en-Thelle - France  
Telephone : +33 (0)3 44 26 51 89 - info@robertjuliat.fr - www.robertjuliat.com



ROBERT JULIAT

## Source



- **Lamp type:** Discharge
- **Power:** 2500 W
- **Socket:** SFa 21
- **Hot re-strike:** yes

Admissible lamps	Power *	Lumen output*	Colour temperature*	Life*	CRI* (min)
HMI 2500W/S XS (Osram)	2 500 W	240 000 lm	6000K	500 h	90

(\*) manufacturer's data

## Optics

### Characteristics

- **Type:** Zoom
- **Range:** 3° to 8° (Field angle)
- **Focal length:** 393 - 1050 mm

### Gel filter

- **Shape:** Circle
- **Standard size:** 210 mm (8.3 in)

### Gobo

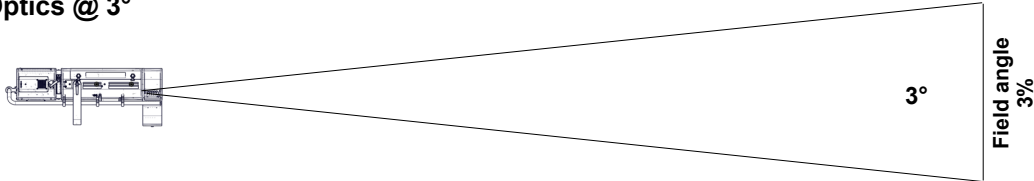
- **Size:** B
- **Material:** Metal  
Glass



## Photometrics

optics: 3°-8° / Standard / HMI 2500W/S XS (Osram)

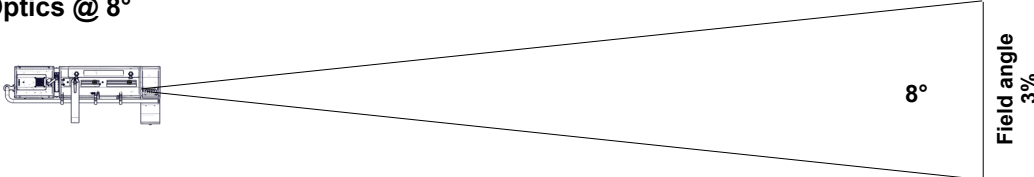
### • Optics @ 3°



**Beam intensity**  
7 520 000 cd

<b>Distance</b>	40 m	60 m	80 m	100 m	120 m	140 m
<b>Diameter</b>	2.1 m	3.1 m	4.2 m	5.2 m	6.3 m	7.3 m
<b>Illumination</b>	4 750 lux	2 100 lux	1 200 lux	760 lux	530 lux	390 lux
<b>Distance</b>	130 ft	195 ft	260 ft	330 ft	395 ft	460 ft
<b>Diameter</b>	6.8 ft	10.2 ft	13.6 ft	17.3 ft	20.7 ft	24.1 ft
<b>Illumination</b>	450 fc	200 fc	120 fc	70 fc	49 fc	36 fc

### • Optics @ 8°

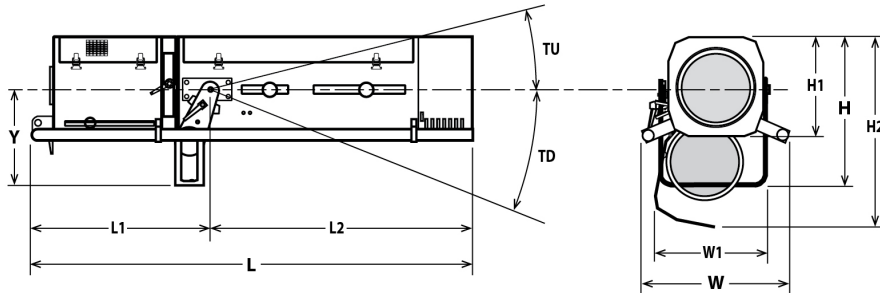


**Beam intensity**  
1 800 000 cd

<b>Distance</b>	40 m	60 m	80 m	100 m	120 m	140 m
<b>Diameter</b>	5.6 m	8.4 m	11.2 m	14 m	16.8 m	19.6 m
<b>Illumination</b>	1 150 lux	510 lux	290 lux	190 lux	130 lux	95 lux
<b>Distance</b>	130 ft	195 ft	260 ft	330 ft	395 ft	460 ft
<b>Diameter</b>	18.2 ft	27.3 ft	36.4 ft	46.2 ft	55.2 ft	64.3 ft
<b>Illumination</b>	110 fc	48 fc	27 fc	17 fc	12 fc	9 fc

## Dimensions and weight

### Unit



**Weight:** 65 kg (143 lbs)

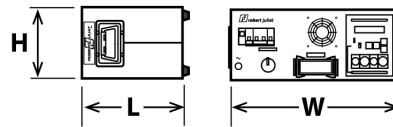
Height	Length	Width	Yoke	Tilt
H= 505 mm (19.9 in)	L= 1655 mm (65.2 in)	W= 550 mm (21.7 in)	Y= 350 mm (13.8 in)	TU= 45°
H1= 320 mm (12.6 in)	L1= 720 mm (28.3 in)	W1= 300 mm (11.8 in)		TD= 60°
H3= 375 mm (14.8 in)	L2= 935 mm (36.8 in)			

### Shipping

• **Weight:** 135 kg (297 lbs)

• **Volume:** 1.11 m<sup>3</sup> (39.02 ft<sup>3</sup>)

### PSU



**Width:** W= 452 mm (17.8 in)

**Height:** H= 194 mm (7.6 in)

**Length:** L= 354 mm (13.9 in)

**Weight:** 14.5 Kg (31.9 lbs)

### Installation

• **Minimum distance to illuminated surface:** 4.0 m (13.1 ft)

• **Operating position:**



### Warranty

• **Fixture:** 2 years

See General Sales Condition on website

### Approvals



### Acoustics

• **Noise level:** < 53,7 dB(A)

### Construction

- **Housing:** Steel sheet - Aluminium
- **Colour:** Black
- **Cooling:** Low noise fan
- **Maximum ambient temperature (Ta):** 40°C (104°F)
- **Maximum case temperature (Tc):** 130°C (266°F)
- **Total heat dissipation:** 9 216 BTU/h
- **Ingress Protection (IP) rating:** IP20

- **PSU housing:** Steel sheet - Aluminium
- **PSU colour:** Black
- **PSU cooling:** Fans
- **PSU maximum ambient temperature (Ta):** 40°C (104°F)
- **PSU maximum case temperature (Tc):** 55°C (131°F)

### Electrical compatibility

- 220/230 V - 50 Hz
- 245 V - 50 Hz
- 110/120 V - 60 Hz
- 208 V - 60 Hz
- 220/230 V - 60 Hz
- 100 V - 50 Hz
- 100 V - 60 Hz
- Selector: automatic detection

### Power input

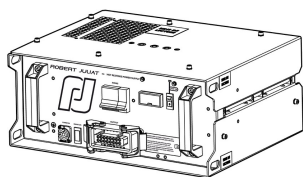


- **Type:** removable power cord with Neutrik PowerCon® (ref. NAC3FCA) connector (included)
- **Cable:** H07RNF 3G1.5
- **Length:** 3 m (9.8 ft)
- **Power connector:** CEE 7/7 (2P+E NF/Schuko)

### Power consumption

Voltage	Frequency	Current	Power	Power factor
230 V	50 Hz		2700 W	
208 V	60 Hz		2700 W	
245 V	50 Hz		2700 W	

### Power Supply Unit






- **PSU:** Separate - Electronic PSU - Flicker free with PFC
- **Lighting unit / PSU cable:** Removable cable - length: 3 m (9.8 ft)  
Type: 18G1,5 H07RNF with 16x16A+E Harting Han® connectors
- **Maximum distance between lighting unit and PSU:** 25 m (82 ft)
- **Control:** Local
- **Protection:** Mains: 15A 2P2D - C curve breaker - UL / Electronic: 2A 1P1D - C curve breaker - UL

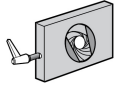

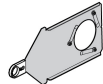
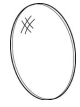

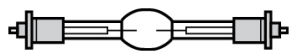
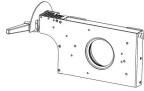




## Model





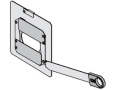






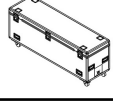
<b>1015M</b>	2500 W HMI Followspot - 1015M Cyrano - 3/8° - Electronic PSU
--------------	--

## Options

<b>PCP1716A</b>	16A blue 2P+E 6h IEC60309 power connector	
<b>FRO/SMCPV</b>	Heavy duty adjustable yoke equipped with TILT SpotMe sensor (C type)	
<b>FC1015</b>	Flight-case for 2.5K Grand range / GT4000 stand / P.S.U. / accessories - Dim: 2010x600x810mm - Weight: 78 Kg	

## Accessories

<b>CCU2</b>	Full closing iris cassette - Ø55mm - Poids: 1.35 Kg <b>1 included</b>	
<b>PF1011</b>	Ø210 mm metal filter holder <b>6 included</b>	
<b>SGS</b>	Universal "B" size gobo-holder (metal, glass, frosted glass) - Poids: 0.22 Kg <b>1 included</b>	
<b>FCM120R</b>	Ø120mm 1/2 CTO correction filter (Rosco #3408) with holder <b>1 included</b>	
<b>VDM1015B</b>	Progressive frosted glass with holder - lower part <b>1 included</b>	
<b>VDM1015H</b>	Progressive frosted glass with holder - upper part <b>1 included</b>	
<b>TC1015</b>	Tool case with spare parts - Poids: 2.42 Kg <b>1 included</b>	
<b>HMI 2500W/S XS</b>	HMI 2500W/S XS - Osram SFa 21 2500W 500h 6000K lamp	
<b>CCU2SM</b>	Full closing iris cassette with position sensor for SpotMe system - Ø55mm	
<b>GT4000</b>	Tripod stand with safety chain - SWL: 130 Kg - max. height: 1030 mm - Poids: 7.91 Kg	
<b>GT4000R</b>	Tripod stand with ball head rotation with security chain - SWL: 130 Kg - max. height: 1030 mm - Poids: 10 Kg	
<b>GT4000RSM</b>	Tripod stand with ball head rotation with security chain and SpotMe PAN sensor - SWL: 130 Kg - max. height: 1030 mm	
<b>GT4000S</b>	Tripod stand without safety chain - SWL: 130 Kg - max. height: 1030 mm - Poids: 8.65 Kg	

<b>JPP</b>	Monopod stand for overhead followspot - Poids: 3.6 Kg	
<b>T4000</b>	Followspot mount for Ø50mm pipe (suspension or overhead) - SWL= 100 Kg - Poids: 4.88 Kg	
<b>T4000RSM</b>	Followspot mount with ball head rotation and SpotMe PAN sensor - SWL = 100 Kg - Poids: 8.53 Kg	
<b>FRO/SMCPD</b>	Heavy duty adjustable yoke equipped with TILT SpotMe sensor (C type)	
<b>G56H</b>	Ø56mm horizontal chopper - Poids: 0.2 Kg	
<b>BK1</b>	Followspot balancing kit (including 1 Kg counterweights)	
<b>H/1015</b>	Dust cover - Poids: 0.61 Kg	
<b>Kit TELRAD</b>	Telrad followspot sight with raiser and universal mounting kit - Poids: 1.23 Kg	
<b>SDUP</b>	Followspot cue sheet holder with universal mounting kit	
<b>TCSM</b>	SpotMe calibration tool kit	
<b>Maestro</b>	Maestro server for SpotMe - rackable unit: 1U - half 19" - Poids: 1.2 Kg	
<b>SMS</b>	SpotMe server + 2 sensor cables + flight case	
<b>FC1015/S</b>	Flight-case for 2.5K Grand range / GT4000 stand / P.S.U. / accessories - Poids: 78 Kg	
<b>MLA</b>	Mini yoke (with screws) - Poids: 0.9 Kg	