

901VP

Continuously-variable Polar Pattern Condenser Boundary Microphone

Description

The 901VP is a continuously-variable polar pattern condenser boundary microphone. Special attention has been taken to design the 901VP to resist interference from devices such as cell phones and two-way communication devices. The integral 80Hz, 12dB/octave high-pass filter removes unwanted low-frequency energy to improve intelligibility. The all metal body and shock absorbing rubber bottom make for easy placement on almost any surface.

When placed on a hard surface, the 901VP will take advantage of the "boundary effect" signal-to-noise ratio increase. The 901VP is terminated with a TA3M-type connector recessed in the body of the microphone. The 901VP comes with 30' [9.1m] of detachable microphone cable that is terminated with a standard 3-pin XLRM-type connector.

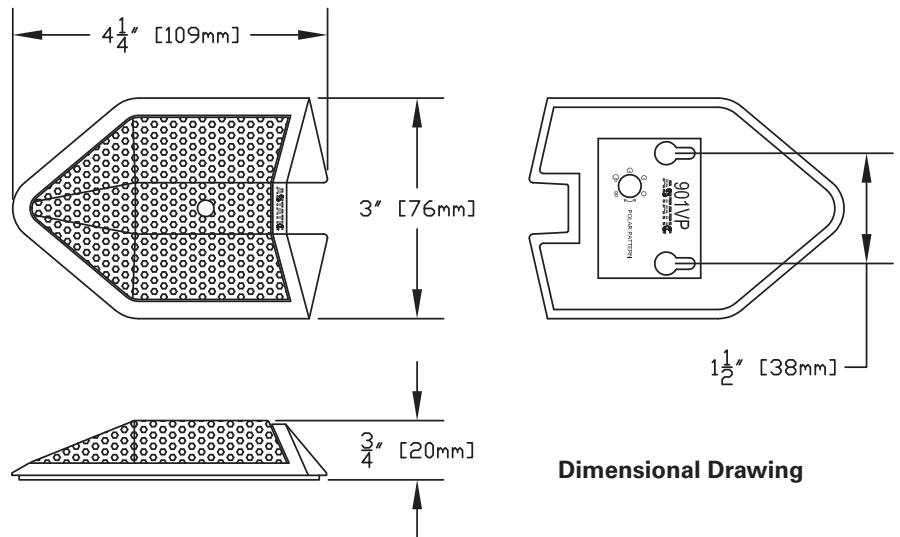
The 901VP features a continuously-variable polar pattern that can shorten the list of products an audio system designer needs to consider when boundary condenser microphones are specified. The installer can precisely tailor the polar pattern for the best performance depending upon the application or environment.

The polar pattern of the 901VP can be changed remotely by setting the onboard variable pattern control to figure-of-eight and adding CAD Audio's Remote Variable Pattern Control Box (VPC-1) between the microphone and audio mixer. The pattern can also be electronically controlled by utilizing the 40-360 DSP cable and corresponding software with compatible digital signal platforms.

The 901VP is primarily designed for speech and vocal pickup in governmental, institutional, religious and business applications.

Features

- Continuously-variable polar pattern control
- Securable variable pattern controls
- Remote Variable Pattern compatible when used with Variable Pattern Control box (VPC-1)
- Remote Variable Pattern through compatible digital signal platforms when used with 40-360 cable
- All metal housing, suitable for commercial applications
- RF (radio frequency) Resistant Architecture
- Integrated high-pass filter for elimination of unwanted low-frequency energy
- Shock-absorbing rubber pad



Dimensional Drawing



901VP

Continuously-variable Polar Pattern Condenser Boundary Microphone

Specifications†

Operating Principle	Condenser
Polar Pattern	Continuously-variable
Frequency Response	100Hz -20KHz
Sensitivity	-33dBV (22.4mV) @ 1Pa
Impedance	150 ohms
Maximum SPL	120dB, 1% THD, 1KHz
Self Noise	22dBA
Power Requirements	P12, P24, P48, 4mA
Connector	3 Pin - TA3M-type
Polarity	Positive pressure on diaphragm corresponds to positive voltage on pin 2 relative to pin 3 at XLR3M-type connector
Finish	Durable matte-black urethane
Dimensions	(See drawing)
Net Weight [Mass]	6.7oz [0.19Kg]
Packaged Weight [Mass]	1lb 4oz [0.56Kg]
RF Immunity	Meets or exceeds EN55103-2, E1, E2, E3 and E4

RoHS Compliant

†Specifications subject to change without notice.

Included Accessories	30' [9.1m] cable, zippered pouch.
Optional Accessories	VPC-1, 40-360

Architects' and Engineers' Specifications

The microphone will be a boundary condenser type. The microphone will have a continuously-variable polar pattern. The sensitivity of the microphone will be -33dBV (22.4mV) @ 1Pa. The frequency response will be 100Hz-20KHz. The impedance of the microphone will be 150 ohms. The self noise will be 22dBA. The maximum SPL will be 120dB. The microphone will include an integral 80Hz, 12dB/octave high-pass filter to improve intelligibility. The microphone will have a TA3M-type connector allowing for rear exit. The microphone will operate on P12, P24 or P48 standard phantom power consuming 4mA.

The microphone element and electronics will be enclosed in a radio frequency resistant housing meeting or exceeding EN55103-2. The 901VP will be 4.3" [109mm] long, 3.0" [76mm] wide and 0.8" [20mm] high. The net weight [mass] will be 2oz [0.06Kg] not including the cable. The packaged weight [mass] will be 6oz [0.17Kg]. The 901VP will have a durable matte-black urethane finish.

The Astatic model 901VP is specified.

Cardioid

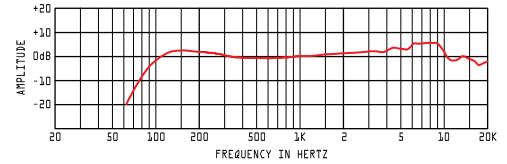
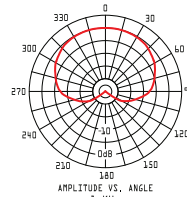
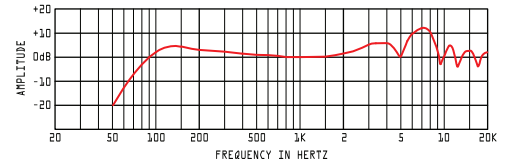
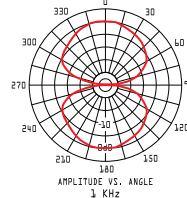
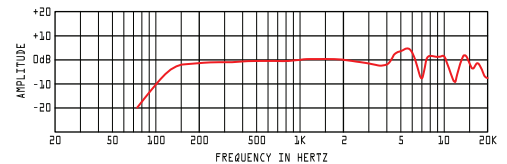
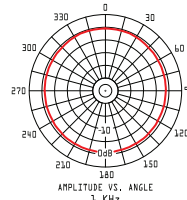


Figure-of-Eight



Omnidirectional



Five-Year Limited Warranty

CAD Audio hereby warrants that this product will be free of defects in material and workmanship for a period of five years from the date of purchase. In the unlikely event that a defect occurs CAD Audio will, at its option, either repair or replace with a new unit of equal or greater value. Retain proof of purchase to validate the purchase date and return it with any warranty claim.

This warranty excludes exterior finish or appearance, damage from abuse, misuse of the product, use contrary to CAD Audio's instructions or unauthorized repair. All implied warranties, merchantability, or fitness for a particular purpose is hereby disclaimed and CAD Audio hereby disclaims liability for incidental, special or consequential damages resulting from the use or unavailability of this product.

This warranty gives you specific legal rights and you may have other rights that vary from state to state. Some states do not allow the exclusion or limitation of incidental or consequential damages or limitations on how long an implied warranty lasts, so the above exclusions and limitations may not apply to you.

Note: No other warranty, written or oral is authorized by CAD Audio.

Please visit cadaudio.com support pages for more details



CAD Audio
6573 Cochran Rd. Building I
Solon, Ohio 44139 U.S.A.
Tel: (440) 349-4900 Fax: (440) 248-4902
Sales: (800) 762-9266
www.cadaudio.com