



# Evolution Wireless Digital AWM Antenna - Wallmount Antenna



The AWM Antenna is an active directional antenna for use with Evolution Wireless Digital microphone systems.

The AWM Antenna is designed to enhance the wireless performance of your Evolution Wireless Digital system and can be installed quickly and easily in any room, on a vertical (wall) or horizontal (ceiling) surface.

The AWM Antenna can be connected to any stationary Evolution Wireless Digital receiver or EW-D ASA antenna splitter.

## FEATURES

- Active directional antenna
- Adjustable gain settings for different cable length
- Wall, ceiling or mic stand mounting options
- Power supply either via BNC or DC Jack

## DELIVERY INCLUDES

- Wallmount AWM Antenna
- Wallmount adapter
- Drilling template
- Quick Guide
- Safety Guide

## PRODUCT VARIANTS

<b>AWM UHF</b>	470-694 MHz	Art. no. 508865
<b>AWM UHF</b>	823-1075 MHz	Art. no. 508866
<b>AWM 1G8</b>	1785-1805 MHz	Art. no. 508867

## SPECIFICATIONS

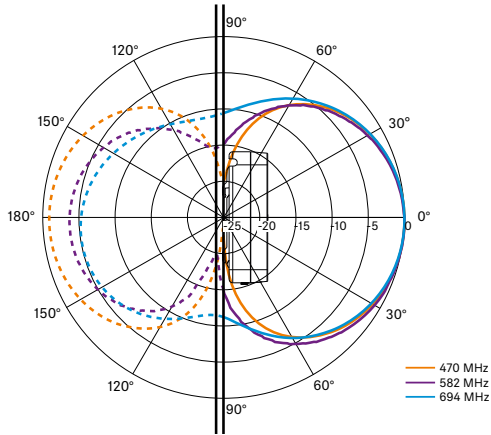
Frequency ranges	
UHF (470-694 MHz)	470 - 694 MHz
UHF (823-1075 MHz)	823 - 1075 MHz
1G8	1785 - 1805 MHz
Apex angle (horizontal, -3 dB)	
UHF (470-694 MHz)	N/A
UHF (823-1075 MHz)	Approx. 80 °
1G8	Approx. 110 °
Front-to-back ratio	
UHF (470-694 MHz)	N/A
UHF (823-1075 MHz)	Approx. 10 dB
1G8	Approx. 10 dB
Antenna gain	
UHF (470-694 MHz)	≥ +3.0 dBi (480 MHz) ≥ +3.5 dBi (582 MHz) ≥ +4.5 dBi (694 MHz)
UHF (823-1075 MHz)	≥ +6.0 dBi
1G8	≥ +6.0 dBi
Antenna polarization	Linear
Amplification (signal booster, low noise, band selective, +/-1 dB w/o line break)	
Setting	Max. gain [dB]
+12 dB	12
+6 dB	6
0 dB <sup>(1)</sup>	UHF: -0.5; 1G8: -1.5
-6 dB	-6
<small>(1) At 0 dB, band selective booster is bypassed. This mode also needs DC power supply.</small>	
OIP3 (@ +12 dB)	≥ 35 dBm
Max. RF output	UHF: approx. +22 dBm 1G8: approx. +18 dBm
RF connection	BNC female, DC coupled
Impedance	50 Ω
DC connection	5.5 x 1.6 mm DC jack, center contact +
Power supply (via BNC or DC jack)	12 V DC (9 - 18 V DC) / max. 100 mA @ 12 V
LED signalization	ON (white= „+12 dB“; blue= „+6 dB“; green= „0 dB“; orange= „-6 dB“) OFF (no or insufficient DC supply)
Mounting connection for tripod or mic stand	3/8" internal thread
Mounting holes standard	VESA 100 x 100
Color	Traffic white (RAL: 9016)
Housing material	Halogen-free flame-retardant PC/ABS
Dimensions	
(excl. mounting plate)	180 x 180 x 53 mm (7.08 x 7.08 x 2.08")
(incl. mounting plate)	180 x 180 x 63 mm (7.08 x 7.08 x 2.48")
Weight	Approx. 700 g (1.54 lb.)
Operating temperature	-10 °C to +55 °C (14 °F to 131 °F)
Storage temperature	-20 °C to +70 °C (-4 °F to 158 °F)
Relative air humidity	5 to 95 %



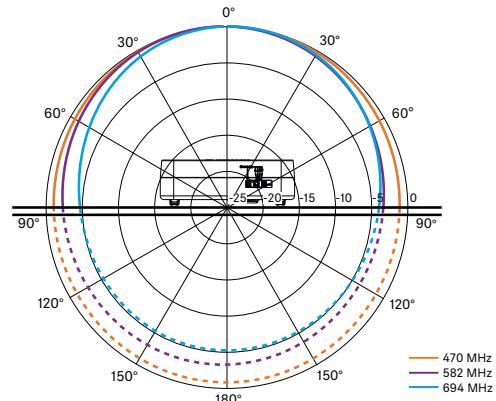
# Evolution Wireless Digital AWM Antenna - Wallmount Antenna

## POLAR PATTERN (NORMALIZED TO MAX. ANTENNA GAIN)

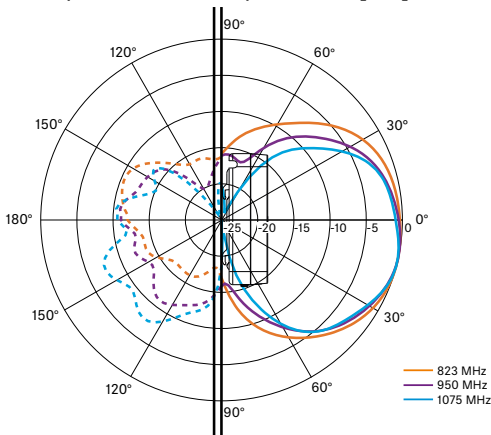
UHF (470-694 MHz) vertical [dB]



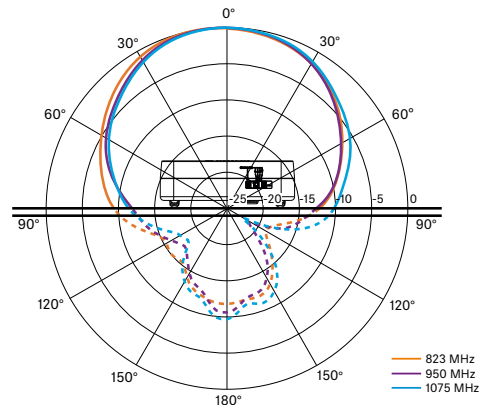
UHF (470-694 MHz) horizontal [dB]



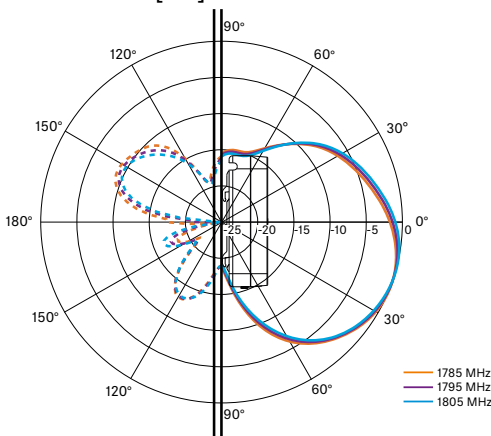
UHF (823-1075 MHz) vertical [dB]



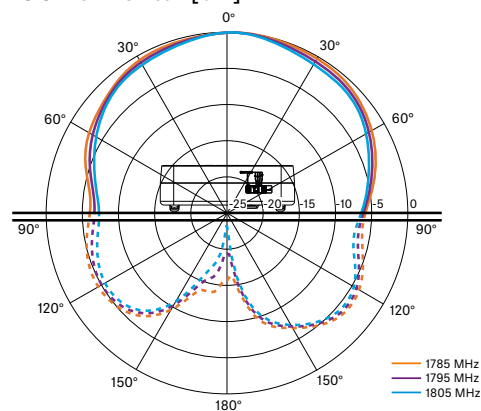
UHF (823-1075 MHz) horizontal [dB]



1G8 vertical [dB]



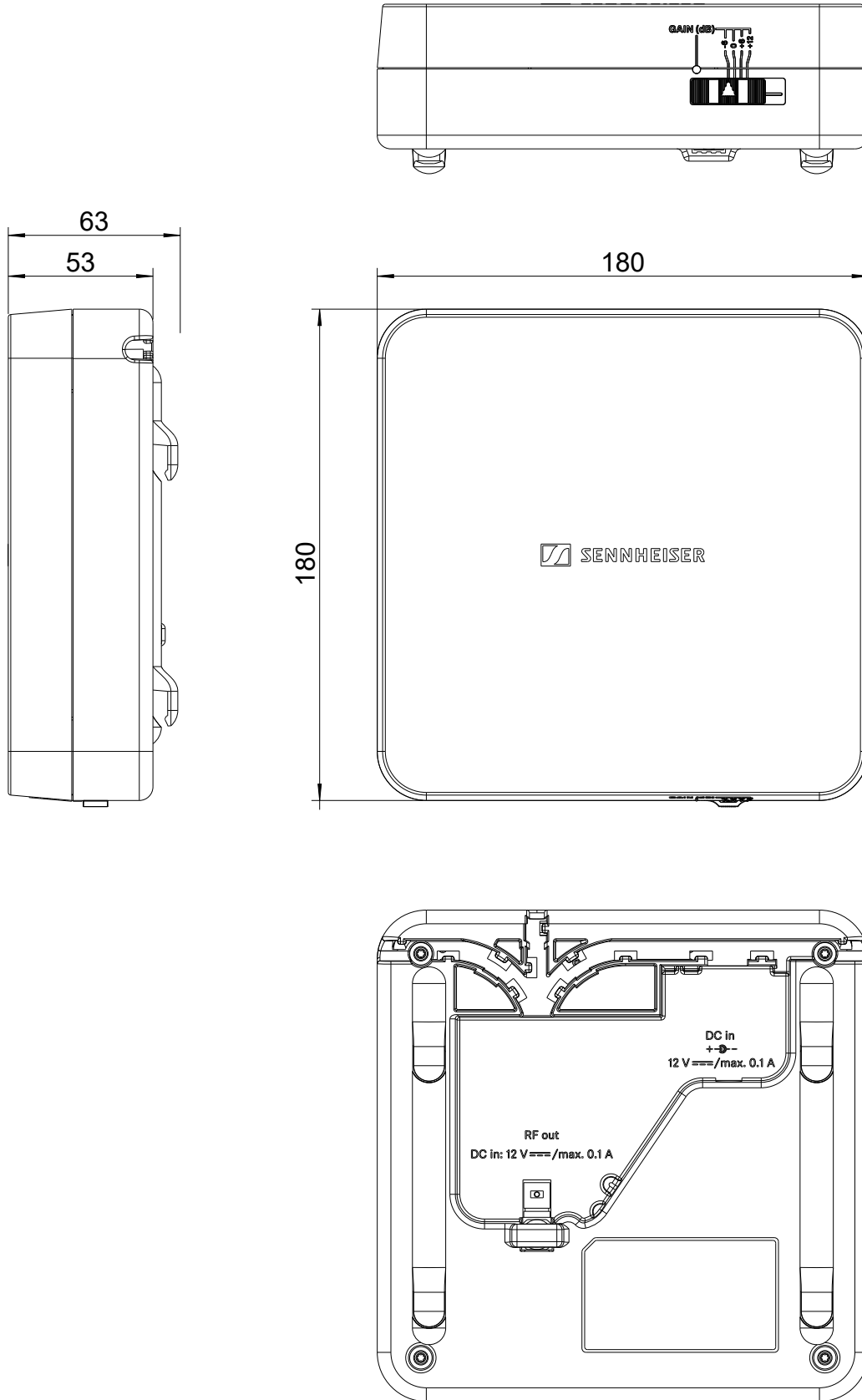
1G8 horizontal [dB]





# Evolution Wireless Digital AWM Antenna - Wallmount Antenna

## DIMENSIONS





# Evolution Wireless Digital AWM Antenna - Wallmount Antenna

## ARCHITECT'S SPECIFICATION

The active directional antenna shall be for use with Evolution Wireless Digital systems.

The antenna shall operate within the frequency ranges from 470 to 694 MHz, 823 to 1075 MHz and 1785 to 1805 MHz.

The antenna shall have a discreet design with fully integrated antennas. With the supplied mounting adapter it shall be mountable to a wall, a ceiling, a stand (with a 3/8" thread) or a VESA 100 mount.

The power supply shall be provided through either a BNC or DC Jack.

The antenna shall have an apex angle of approximately 80°, a front-to-back ratio of around 10 dB, and an antenna gain of about 5 dBi.

The antenna shall feature adjustable gain settings of -6, 0, +6, and +12 dB, with a multicolor LED to display the chosen setting.

The OIP3 shall be at least 35 dBm, and the voltage shall range from 9 to 18 V. The power consumption shall have a maximum of 100 mA @ 12 V DC, and the impedance shall be 50 Ohm.

The dimensions shall be approximately 180 x 180 x 63 mm (including the mounting plate). Weight shall be approximately 700 grams with the mounting plate. Operating temperature shall range from -10 °C to +55 °C (+14 °F to +131 °F).

The antenna shall be the Sennheiser AWM UHF Wallmount Antenna.